

4-1 INTERIOR/EXTERIOR STORAGE

4-1 Interior/Exterior Storage

4-1.1 Interior Storage

Your coach comes equipped with the finest cabinets. There is storage located in cabinets, closets and under the bed, except for slide-out cross-island beds (see note below).

4-1.1.1 Cabinets

Cabinets in the coach have positive latches. This keeps them closed when moving designed to keep things inside when in over-the-road-use. What this means is a little force needs to be used when opening them up.

4-1.1.2 Cleaning Cabinets

The motor coach are finished with a high quality nitro-cellulose lacquer. Select a non-alcohol based cleaner for cleaning cabinets. Cleaners recommended for cleaning cabinets are Pledge, Endust, etc.

IMPORTANT: Do not use any alcohol based cleaners. They will dull and strip the finish of the wood.

4-1.1.3 Closets

At least one full-length hanging closet is standard in each floor plan. A 12 VDC light fixture in the ceiling of the closet is standard. Closet lighting is automatic when swinging doors are opened. Swinging doors provide access. Sliding doors in bedroom closets have manually switched lights.

4-1.1.4 Under Bed

The Wanderlodge 450 LXi island bed provides storage underneath the bed. This storage is accessed with the assistance of gas cylinders. This area is carpeted with the floor carpet selected for the remainder of the bedroom.


NOTE: Slide-out cross-island beds do not have storage underneath due to the slide-out mechanism.

4-1.1.5 Accessing Under Bed Storage

Under bed storage area in island beds is accessed by a hinged bed board. Gas cylinders are installed on bed board for easy operation. Storage area is carpeted using floor carpet selected per each interior.

4-1.1.6 Overhead Cabinet

A full-length overhead cabinet is installed over the head of the bed.



4-1.6 Dinette Cabinets


Cabinets are installed over the dining area. These cabinets are made of a laminate surface with a 5/8" lite plywood solid core substrate.

To clean these cabinets, wipe off with warm water. Cabinets may be cleaned with any non-abrasive, non-volatile cleaner.

4-1.2 Exterior Storage

4-1.2.1 Cargo Bays

The 450 LXi has exterior storage in compartments below the coach called cargo bays (basement). There are four cargo bays located beneath the coach. The bays are constructed of ridged stainless steel to control slipping of personal items.




Cargo Bays Closed



Cargo Bays Open

Cargo Bays #1, #2 and most of #3 are left empty for storage use.



Cargo Bay #3 - Curbside

Cargo Bay #3 - Curbside - This is mostly used for storage with a small portion housing the Webasto Hydronic Heating System. For a full explanation of this system as well as the uses and benefits refer to Section 4-10 Heating Systems found later in this manual.

Cargo Bay #4 houses the gray and black tanks, water systems and the outside water and air hookups. As well as switches for:

- Fresh Tank Fill
- Water Hose Reel
- Black Dump Valve
- Left Porch Light
- Panel Lights Master
- Water Pump
- Gray Dump Valve
- RS Land Lights



Bay 4 - Roadside



Bay 5 - Inverter

Next to the fourth bay is a smaller fifth bay. In this bay, is where the Vanner inverter is housed. The inverter has the ability to pull power out of 12-volt batteries and convert it to 120 VAC to run appliances. It can also pull 120 VAC power and convert it to 12 volt as needed. A full explanation on how this device is used can be found in Section 4-4 Inverter found later in this manual.

**THIS PAGE WAS
INTENTIONALLY LEFT BLANK**