



BLUE BIRD

**1991
Wanderlodge
Wide Body
Chassis Parts
Catalog**

Chassis No. _____ Body No. _____

BLUE BIRD BODY CO.

BODY NO. F89660

CAP.

MODEL YR.1991

FORT VALLEY, GEORGIA, USA

BODY SERVICE NO. 170083

FURNISH INFORMATION BELOW WHEN ORDERING AXLE PARTS

CHASSIS
SERIAL

32714

ENGINE
SERIAL

08VF132851

FRONT
AXLE

FG941NX155

BRAKE LINING FMSI
NO. & FRICTION CODE

4524B/FF

BRAKE
DRUM

1117365

REAR
AXLE

R125-NX8

BRAKE LINING FMSI
NO. & FRICTION CODE

4515G/FF

BRAKE
DRUM

1117340

REAR AXLE RATIO

3.42

TAG
AXLE

TRD86700802

BRAKE LINING FMSI
NO. & FRICTION CODE

4515G/FF

BRAKE
DRUM

1117340

CHASSIS SERVICE NO.

968885

© 1991 Blue Bird Body Company
ALL RIGHTS RESERVED

Publication No. (42-96-01-81-91-01

Introduction

Thank you for the confidence you have shown in our company by purchasing a Blue Bird Wanderlodge. This catalog is designed to assist you in ordering service replacements parts for your Wanderlodge. It contains illustrations with parts information for most parts and accessories.

If at any time you should need assistance. Please don't hesitate to contact your Wanderlodge Dealer or the Wanderlodge Parts Department in Fort Valley, Georgia, U.S.A.

Ordering Parts

You can order your service parts from your Wanderlodge Dealer or directly from Blue Bird Wanderlodge, Fort Valley, Georgia. When placing an order give the quantity, Wanderlodge part number and a brief description. If for some reason you have been unable to find the part number, advise the quantity and a complete parts description, along with the body number for which the parts are required. The body number of your Blue Bird may be found on the Data Plate which is located on the crossmember in the engine compartment. A picture of the Data Plate appears on the inside front cover of this catalog.

When ordering parts for a major wreck, it is a good idea to include photographs with your order. This will help to fill your order correctly.

Receiving Parts from Carrier

Certain steps should be taken when receiving an order to insure it's completeness and to evaluate the condition of the parts received.

1. Check the number of pieces actually received against the number of pieces shown on the bill of lading.
2. Visually check the external condition of the boxes, crates, etc. Any discrepancies should be noted on the bill of lading. Have the driver initial each notation on your copy and his copy of the bill of lading.
3. Any concealed damage not discovered until after the carrier has left should be reported immediately to the carrier.
4. Claims for shortages or damages should be filed with the carrier immediately.
5. If incorrect parts are received, notify the Parts Department from whom you purchased the parts. They will advise disposition of the parts. Do not return parts without prior authorization.

Shipment of Material

All parts will be shipped the most economical way, unless otherwise specified.

Company Policy

Although it is impractical to include all parts in this catalog for all options offered, we believe those included will meet the great majority of your needs. It is our earnest desire at Blue Bird to give you the fastest and most accurate service possible. Please help us by studying this catalog and ordering by the correct part number.

A Word of Caution

Blue Bird Wanderlodge uses new parts and components in the manufacture of its' coaches. We strongly recommend that you use only new parts and components for replacement purposes. Blue Bird or its' vendor can not be responsible for failures due to the use of used or rebuilt parts.

Payment

All parts orders are shipped on a C.O.D. basis unless other arrangements have been made with your Wanderlodge Dealer or Blue Bird Body Wanderlodge. This is customary in the automotive field.

Important

The illustrations and drawings used in this parts catalog are to be used for parts identification purposes only, not as a guide for assembly, disassembly, maintenance or service.

Chassis Service Number

A chassis service number (CSN) is assigned to the chassis of each Blue Bird Wanderlodge. This number is used to identify the sequence in which a chassis is set up in production.

Example: CSN 0958560 is set up immediately before CSN 0958561. This will assist you in identifying the first unit (beginning CSN) or last unit (ending CSN) on which a part was installed.

The CSN can be found attached to the axle record plate which is on the right side of the engine compartment. A picture of the axle record plate appears on the inside front cover of this catalog.

TABLE OF CONTENTS

<u>DESCRIPTION</u>	<u>PAGE</u>
AXLES	
FRONT.....	2
REAR.....	6
TAG.....	10
BRAKES	
FRONT.....	12
REAR.....	16
TAG (SEE AXLE).....	10
WHEEL END COMPONENTS	
FRONT.....	20
REAR.....	22
DUAL AIR BRAKE SYSTEM	
38'.....	24
BRAKE TREADLE VALVE.....	28
QUICK RELEASE VALVE ASSY.....	30
DOUBLE CHECK VALVE ASSY.....	32
SPRING BRAKE VALVE ASSY.....	34
PP-1 CONTROL VALVE ASSY.....	36
REAR RESERVOIR TANK ASSY.....	38
WET RESERVOIR TANK ASSY.....	40
JUNCTION BLOCK ASSY FRONT.....	42
JUNCTION BLOCK ASSY REAR.....	44
RELAY VALVE ASSY (FRONT & RH REAR).....	46
AUXILIARY WET TANK ASSY.....	48
BRAKE LIGHT SWITCH ASSY.....	50
RELAY VALVE ASSY (LH REAR).....	52
RELAY VALVE ASSY (TAG AXLE).....	54
FRONT RESERVOIR.....	56
COOLING SYSTEM, RADIATOR AND TRANSMISSION, 8V92TA	
(BEGINNING W/CSN 967932).....	58
DRIVELINE	
1810.....	62
ENGINE AND TRIM, 8V92TA.....	64
ALTERNATOR, 8V92T.....	68
AIR INTAKE, 8V92TA.....	70
EXHAUST SYSTEM	
8V92T.....	72
BATTERIES AND BATTERY CABLES.....	
	74
ELECTRICAL COMMON PARTS.....	
	76
FRAME	
MAIN FRAME.....	78
FRONT SUB FRAME.....	80
REAR SUB FRAME.....	82
ENGINE CRADLE.....	84
BUMPERS.....	85
LPG TANK INSTALLATION, REMOTE FILL.....	86
FUEL LINES.....	88
ELECTRONIC CONTROL MODULE.....	90

TABLE OF CONTENTS

<u>DESCRIPTION</u>	<u>PAGE</u>
INSTRUMENTS	
PANEL ASSY., DASH, LOWER.....	92
PANEL ASSY., DASH, UPPER.....	94
PANEL ASSY., DASH, SHIFTER.....	96
PANEL ASSY., DASH, RH, LOWER.....	98
PANEL ASSY., DASH, RH, UPPER.....	100
PANEL ASSY., DASH, DRIVERS AUXILIARY.....	102
PANEL ASSY., DASH, OVERHEAD AUXILIARY, RH.....	104
PANEL ASSY., DASH, OVERHEAD AUXILIARY, LH.....	106
STEERING LINKAGE.....	108
SUSPENSION	
FRONT AXLE.....	110
DRIVE AXLE.....	112
TAG AXLE.....	114
AIR LEVELING SYSTEM, (OPT. 5640-01).....	116
HYDRAULIC SYSTEM, 8V92TA.....	118
RETARDER CONTROLS.....	122
HOLDING TANK.....	124
BULK OIL FILL.....	126

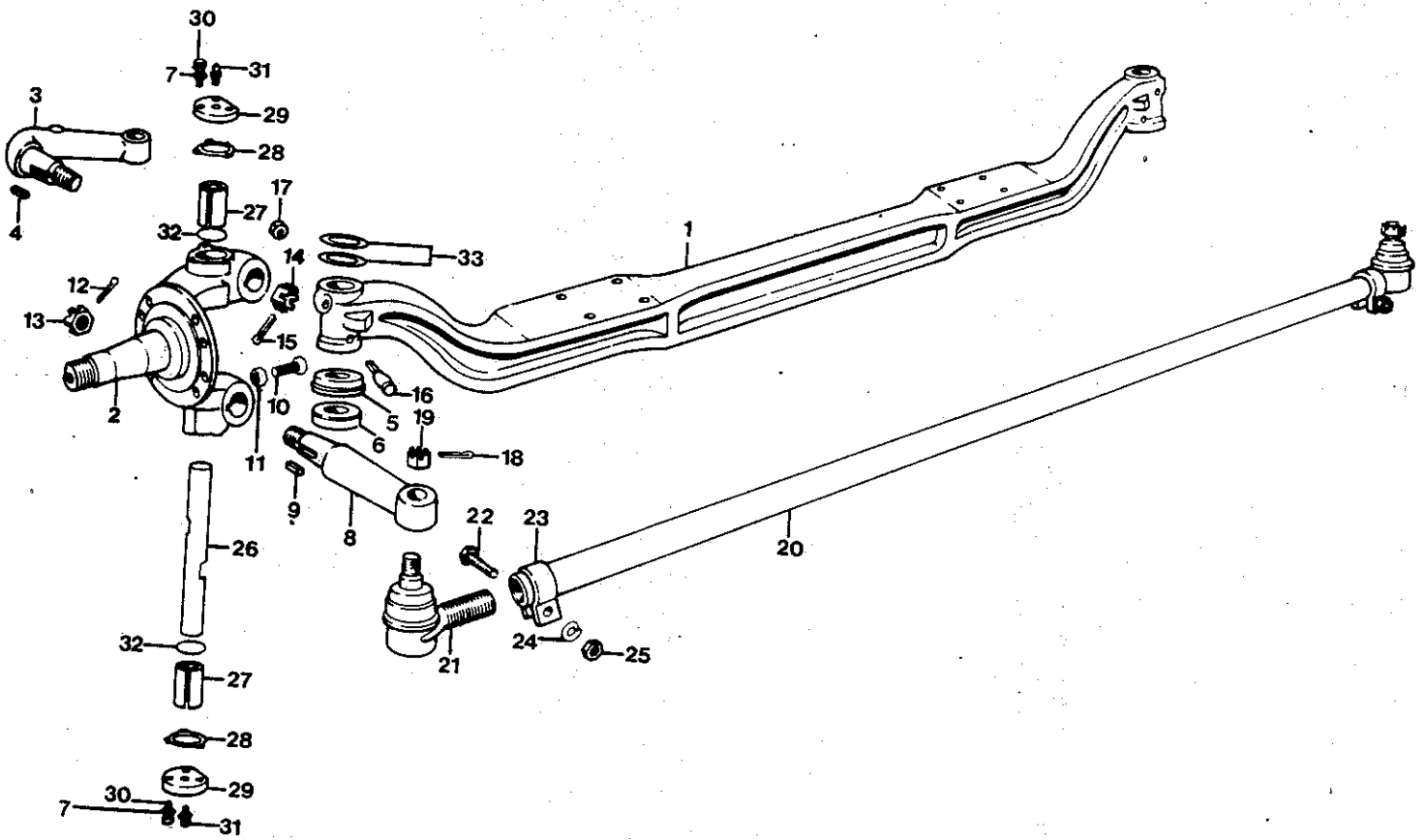
ABBREVIATIONS

AC	AIR CONDITIONING
ADJ.	ADJUSTING
AR	AS REQUIRED
ASSY.	ASSEMBLY
BB	BLUE BIRD
BLK	BLACK
BRKT.	BRACKET
COMP.	COMPRESSOR
CONT.	CONTINUED
CTR.	CENTER
CU.	CUBIC
CYL.	CYLINDER
DEG.	DEGREE
DIA.	DIAMETER
DIFF.	DIFFERENTIAL
DRI'S	DRIVER'S
ENG.	ENGINE
EXH.	EXHAUST
FPT	FEMALE PIPE THREAD
FRT.	FRONT
FWD	FORWARD
GM	GENERAL MOTORS
GR.	GRADE
HDND	HARDENED
I.D.	INSIDE DIAMETER
INCL.	INCLUDED
LH	LEFT HAND
MAT'L	MATERIAL
MPT	MALE PIPE THREAD
MTG	MOUNTING
NI	NOT ILLUSTRATED
O.D.	OUTSIDE DIAMETER
OPT.	OPTION
OZ	OUNCE
PLTD.	PLATED
POS.	POSITION
PT	PIPE THREAD
RD.	ROUND
RH	RIGHT HAND
SM	SMALL
STD.	STANDARD
SUSP.	SUSPENSION
TRANS.	TRANSMISSION

FRONT AXLE ROCKWELL FG-941-NX-155

DR. 10-11-87 BY <i>LB</i>	8007056
APP.	BY

FRONT
© 1987 BLUE BIRD BODY COMPANY
ALL RIGHTS RESERVED



FRONT AXLE
ROCKWELL FG-941-NX-155

KEY NO.	PART NO.	DESCRIPTION	VENDOR PART NO.	QTY REQ'D
1	4279444	AXLE CENTER	3100-K-7135	
2	4279451	STEERING KNUCKLE ASSY, LH	A2-3111-R-2644	
NI	4279469	STEERING KNUCKLE ASSY. RH	A2-3111-W-2649	
3	4279477	STEERING ARM	3133-F-5700	
4	2135218	KEY, STEERING ARM	16-X-202	
5*	2157550	SEAL & GASKET ASSY., LOWER	A-1205-P-1784	2
6*	4279485	THRUST BEARING & GASKET ASSY.	T-1921	2
7*	2600419	WASHER	1229-E-1669	12
8		ARM, CROSSTUBE		
	4287488	LH (SHOWN)	3133-S-6519	
	4287496	RH	3133-R-6518	
9	2135218	KEY, CROSSTUBE ARM	16-X-202	2
10	1243708	SCREW, STOP	26-X-220	2
11	2596195	LOCKNUT	N-48-1	2
12	2594596	PIN, COTTER	K-2616	2
13	2600724	NUT, CROSSTUBE ARM	14-X-27	2
14	2135200	NUT, STEERING ARM	13-X-159	
15	2135267	PIN, COTTER, STEERING ARM	K-2618	
16*		KEY, DRAW		
	2622470	SHORT (UPPER)	7-X-112	2
	2622371	LONG (LOWER)	7-X-111	2
17*	2646552	NUT, DRAW KEY	1227-Z-780	4
18	2594398	PIN, COTTER (INCLUDED W/ITEM 21)	K-2412	2
19		NUT, TIE ROD END (INCLUDED W/ITEM 21)		2
20	4279519	CROSSTUBE & CLAMP ASSY.	A-3102-U-4312	
21		END ASSY., CROSSTUBE		
	4279527	LH (SHOWN)	A-3144-E-525	
	4279535	RH	A-3144-P-524	
22		BOLT, CROSSTUBE CLAMP (NOT AVAILABLE SEPARATELY, INCLUDED W/ITEM #21)		2
23		CLAMP, CROSSTUBE (NOT AVAILABLE SEPARATELY, INCLUDED W/ITEM #21)		2
24		LOCKWASHER, CROSSTUBE CLAMP (NOT AVAILABLE SEPARATELY, INCLUDED W/ITEM #21)		2
25		NUT, CROSSTUBE CLAMP (NOT AVAILABLE SEPARATELY, INCLUDED W/ITEM #21)		2
26*	2599769	PIN, KNUCKLE	3101-W-179	2
27*	2137016	BUSHING, KNUCKLE PIN	1225-W-985	2
28*	4279543	GASKET	3208-M-1027	4
29*	2149490	CAP, STEERING KNUCKLE	2297-T-4752	4
0*	2149482	CAPSCREW	S-258-1	12
		* NOTE: INCLUDED IN REPAIR KIT, KNUCKLE PIN		

QUANTITY REQUIRED IS ONE UNLESS OTHERWISE SPECIFIED.

REVISED 10-25-90


2188P

3

FRONT AXLE
ROCKWELL FG-941-NX-155

KEY NO.	PART NO.	DESCRIPTION	VENDOR PART NO.	QTY REQ'D
31*	4279550	FITTING, GREASE, 90 DEG.	1898-R-720	4
32*	2594950	SEAL ASSY., OIL	A-1205-X-1428	4
33*		SHIM, STEERING KNUCKLE SPACING		
	2603538	.005"	2203-L-3002	AR
	2603231	.010"	2203-K-3001	AR
	4279592	.015"	2203-D-2942	AR
NI	4279568	REPAIR KIT, KNUCKLE PIN (INCLUDES ITEMS 5,6,7,16,17,26,27 28,29,30,32,33)	KIT 1309	
		* NOTE: INCLUDED IN REPAIR KIT, KNUCKLE PIN		

QUANTITY REQUIRED IS ONE UNLESS OTHERWISE SPECIFIED.
REVISED 10-25-90 2188P 4

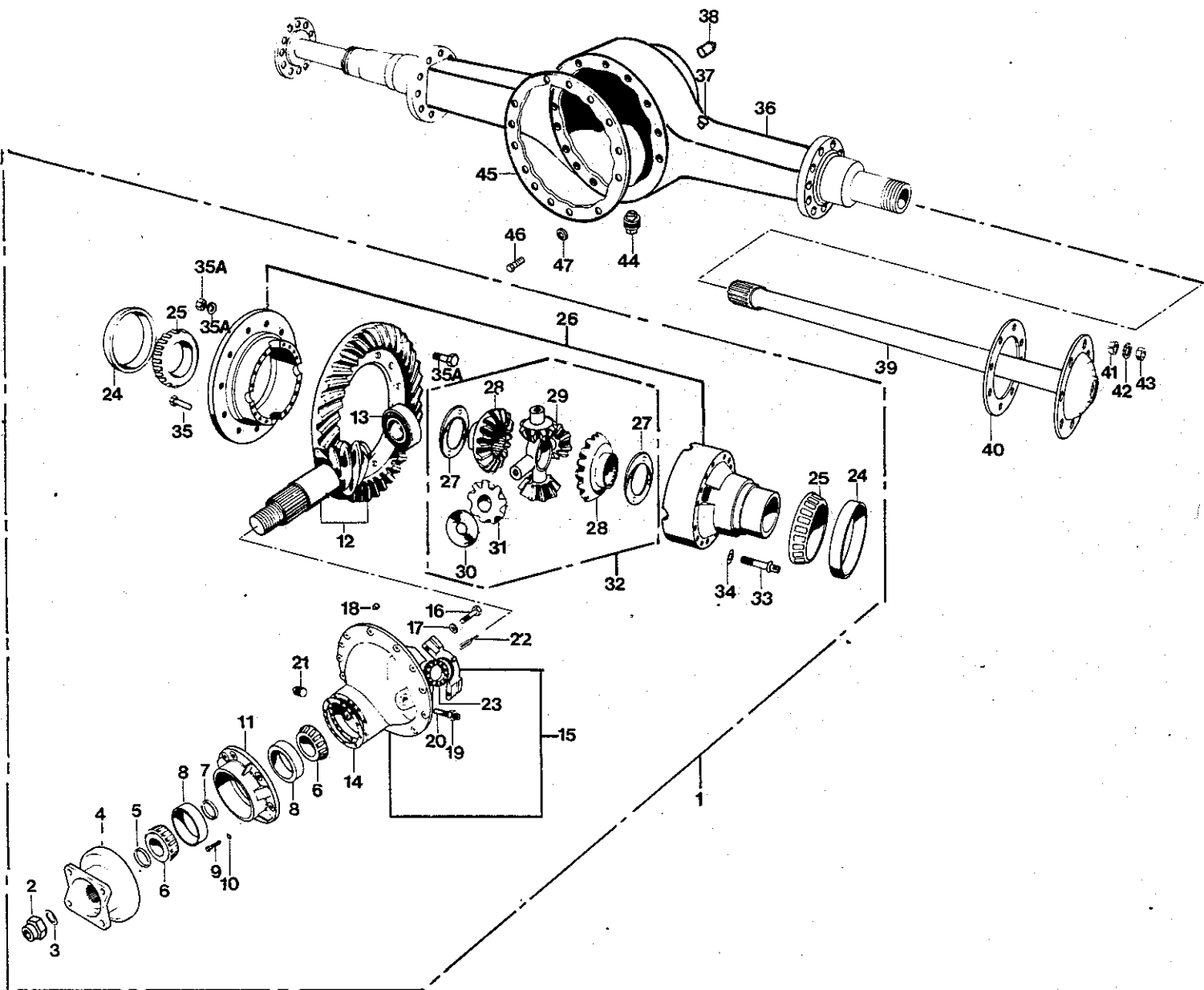


BLUE BIRD

ROCKWELL STANDARD REAR AXLES R-125-NX-8 (8V92TA)

DR. 6/14/83 BY JET	8002362
APP. 11/1/83 BY DVB	

© 1983 BLUE BIRD BODY COMPANY
ALL RIGHTS RESERVED



ROCKWELL STANDARD REAR AXLES
R-125-NX-8 (8V92TA)

KEY NO.	PART NO.	DESCRIPTION	VENDOR PART NO.	QTY REQ'D
NI*	2137156	KIT, DIFF. CARRIER OVERHAUL	QR100-1314	
1	2158129	CARRIER ASSY, DIFFERENTIAL, R-125-NX-8, 3.42:1	B59-3200-N-1314	
2	2135903	NUT, YOKE INPUT	1227-R-902	
3	2117778	WASHER, YOKE INPUT	1229-T-1736	
4	2139855	YOKE, DRIVE R-125-NX-8	3260-L-116	
5	2136851	SEAL ASSY., PINION OIL	- A-1205-Y-1897	
6	2135051	BEARING, PINION, FWD. & REAR	72212-C	2
7	2135895	SPACER KIT, PINION BEARING	KIT 545	
8	2624427	CUP, PINION BEARING	72487	2
9	2594208	CAPSCREW, FWD. BEARING CAGE	S-2812-1	8
10	2600211	WASHER, FWD. BEARING CAGE	1229-C-1511	8
11	2135044	CAGE ASSY, PINION (INCLUDES ITEM #8)	A-3226-Z-806	
12	2139384	GEAR & PINION, MATCHED SET 3.42:1	- A-39424-1	
13	2599611	BEARING, PINION, REAR	1228-F-552	
14		SHIM, PINION CAGE		
	2135077	.003 THICK	2203-C-8115	
	2135085	.005 THICK	2203-D-8116	
	2135093	.010 THICK	2203-E-8117	
15	2135028	CARRIER & CAPS ASSY.	A2-3200-N-1314	
16	2135036	CAPSCREW, DIFF. BEARING CAP	S-21238-1	4
17	2603017	WASHER, DIFF. BEARING CAP	1229-V-1556	4
18	2599728	DOWEL, DIFF. BEARING CAP	1246-D-342	4
19	2121861	NUT, THRUST SCREW LOCK	13X-41	
20	2121853	SCREW, THRUST, DRIVE GEAR	15X-1025	
21	2596898	PLUG, OIL FILL & INSPECTION	P-212	
22	2596807	COTTER PIN, ADJUSTING RING	1199-R-2176	2
23	2135168	ADJUSTING RING, DIFF. BEARING	2214-Z-208	2
24	2135143	CUP, DIFFERENTIAL BEARING	JM-716610	2
25	2135150	CONE, DIFFERENTIAL BEARING	JM-716649	2
26	2135853	CASE ASSY., DIFFERENTIAL	A19-3235-C-1173	
27	2602514	WASHER, THRUST DIFF. SIDE GEAR	1229-T-1034	2
28	2135127	GEAR, DIFF. SIDE	2234-C-783	2
29	2135135	SPIDER, DIFF.	3278-S-305	
30	2602019	WASHER, DIFFERENTIAL PINION	1229-R-1032	4
31	2599256	GEAR, DIFFERENTIAL PINION	2233-U-151	4
32	2137412	KIT, DIFFERENTIAL	KIT 326	
33	2135119	CAPSCREW, DIFFERENTIAL CASE	S-2826A-1	16

*NOTE: THIS KIT CONTAINS ALL PARTS
NECESSARY TO PERFORM BASIC
DIFFERENTIAL CARRIER OVERHAUL

ROCKWELL STANDARD REAR AXLES
R-125-NX-8 (8V92TA)

KEY NO.	PART NO.	DESCRIPTION	VENDOR PART NO.	QTY REQ'D
34	2600211	WASHER, DIFFERENTIAL CASE	1229-C-1511	16
35	2597292	RIVET, DIFF. CASE TO GEAR (OPT)	RV-71013	12
35A	2120814	BOLT KIT, CASE TO GEAR	KIT 570	
36	2135796	HOUSING ASSY., AXLE	CI-3121-R-798	
37	2593150	BREATHER ASSY., AXLE HOUSING	A-1199-P-1394	
38	2134997	PLUG ASSY., HEAT INDICATOR	P-28	
39	2135002	SHAFT, AXLE, LH & RH	3202-P-8362	
40	0929083	GASKET, AXLE SHAFT	2208-X-440	
41	0929091	DOWEL, AXLE SHAFT STUD	13885	16
42	2603512	LOCKWASHER, AXLE SHAFT STUD	1229-X-518	16
43	0929000	NUT, AXLE SHAFT STUD		16
44	2121887	PLUG, AXLE HOUSING DRAIN (MAGNETIC)	1250-E-473	
45	2127017	GASKET, SILASTIC (3 OZ. TUBE)	EATON 107276	
46	2704666	BOLT, CARRIER TO HOUSING	S-21014-1	14
47	2602712	WASHER, CARRIER TO HOUSING	1229-U-1503	14

QUANTITY REQUIRED IS ONE UNLESS OTHERWISE SPECIFIED.



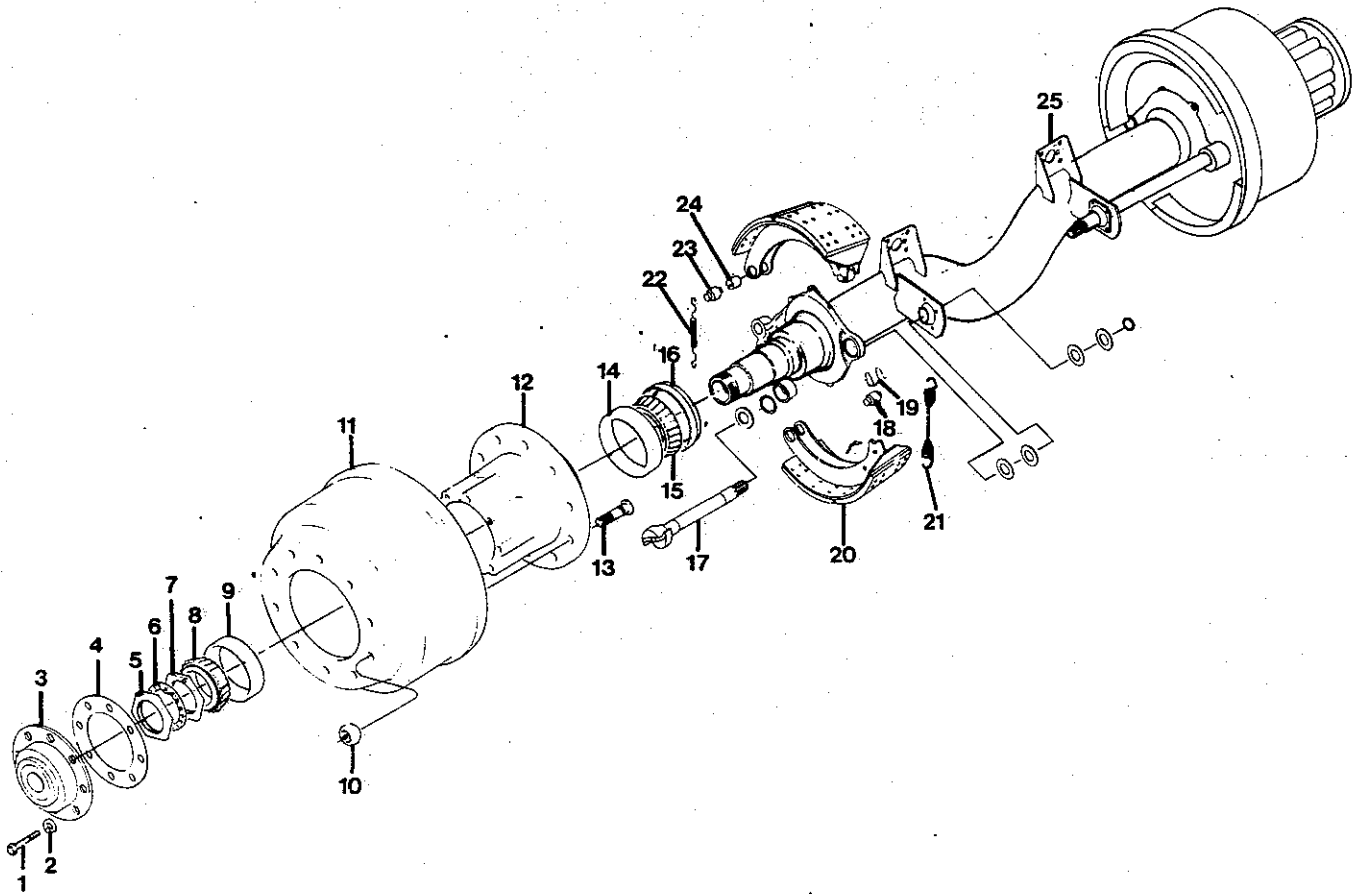
BLUE BIRD

TAG AXLE

DR. 7-16-85 BY KRS	8004350
APP. 6-2-88 BY DCW	

FRONT

© 1985 BLUE BIRD BODY COMPANY
ALL RIGHTS RESERVED

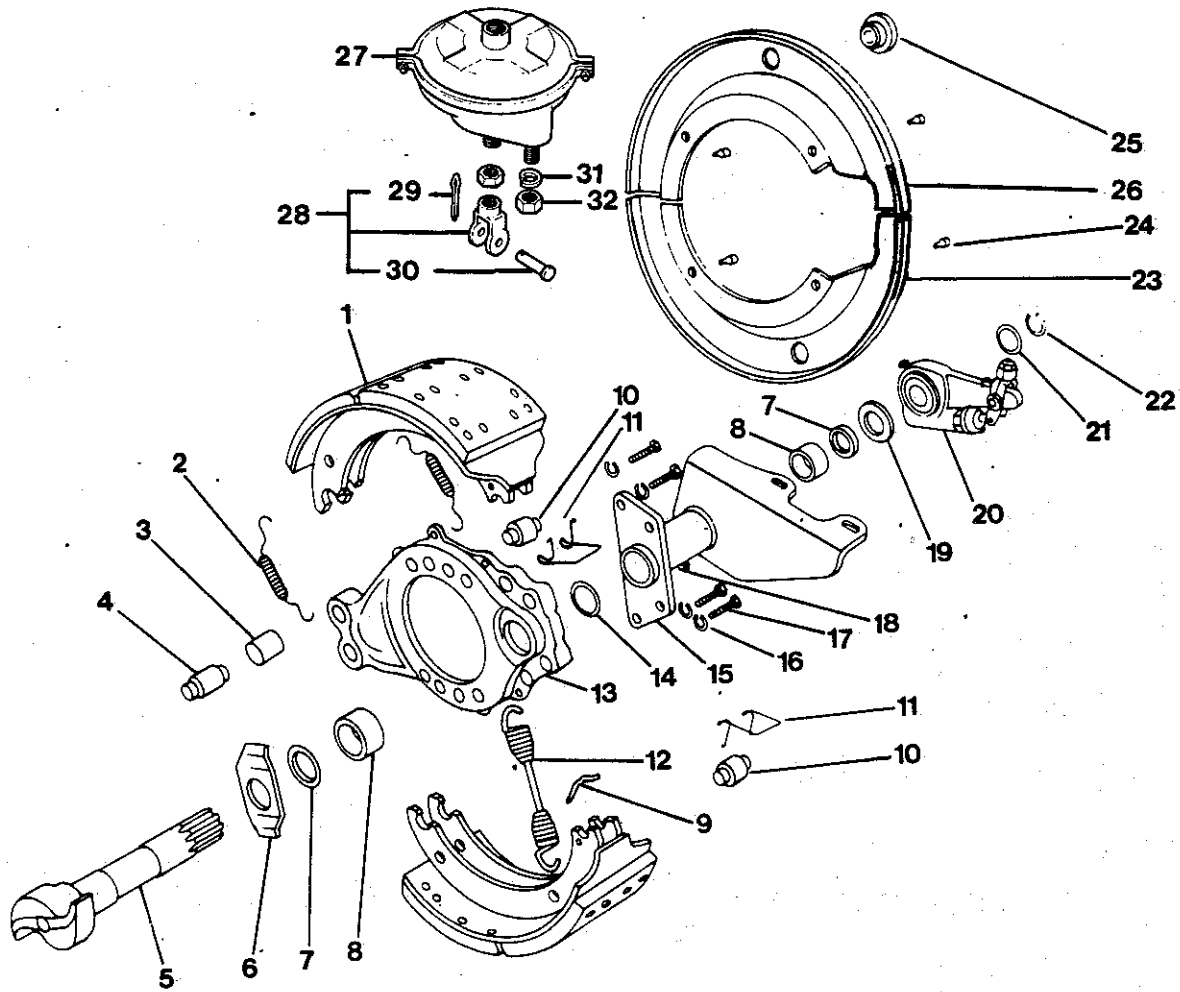


TAG AXLE

KEY NO.	PART NO.	DESCRIPTION	VENDOR PART NO.	QTY REQ'D
1	1107895	CAPSCREW, HUB CAP		16
2	2001220	WASHER, LOCK	WA-110	16
3	1236587	HUBCAP ASSY.	A-3262-D-368	2
4	0929083	GASKET, HUBCAP	2208-X-440	2
5	2598613	NUT, WHEEL BEARING, OUTER	1227-R-330	2
6	2158871	LOCK, AXLE NUT	A-1229-Y-3I45	2
7	2599215	NUT, WHEEL BEARING, INNER	1227-W-517	2
8	0929059	WHEEL BEARING, OUTER	580	2
9	2621571	CUP, OUTER WHEEL BEARING	572	2
10		LUG NUT		
	1298751	LH		10
	1298744	RH		10
11	1117340	BRAKE DRUM	69883D	2
NI	0898965	SPACER, HUB		
12	1236579	HUB ASSY.	16227--H	2
13		STUD, LUG		
	1293620	LH		10
	1293612	RH		10
14	2621779	CUP, INNER WHEEL BEARING	592-A	2
15	0929042	WHEEL BEARING, INNER	594-A	2
16	0929067	OIL SEAL ASSY.	A-1205-U-1061	2
17		CAMSHAFT, BRAKE		
	2158889	LH	2210-M-4329	
	2158897	RH	2210-L-4328	
18	2598134	ROLLER, BRAKE SHOE	1779-R-18	
19	2121655	RETAINER, SHOE ROLLER	3105-B-210	
20	2160489	BRAKE SHOE & LINING ASSY.		4
NI	2120905	BRAKE SHOE ONLY	A-3222-S-1293	4
NI	2151454	KIT, BRAKE LINING (1 PER AXLE)		
NI	2135978	RIVET, BRAKE LINING	10-9	128
21	2638716	SPRING, BRAKE SHOE RETURN	2258-U-619	2
22	2120863	SPRING, SHOE RETAINING	2258-Q-615	2
23	2120871	PIN, BRAKE SHOE ANCHOR	1259-N-274	2
24	2120889	BUSHING, ANCHOR PIN	1225-B-496	2
NI	1143882	BRAKE CHAMBER, TYPE 20 (38' & 40')		
25	1429646	AXLE ASSY., COMPLETE	TRD 8670-Q-802	
NI		SLACK ADJUSTER ASSY.		
	1144963	LH		
	1144955	RH		
NI	1282862	ALUMINUM WHEEL		
NI	3978459	CHROME HUB COVER		
NI	3978475	CHROME NUT COVER		

QUANTITY REQUIRED IS ONE UNLESS OTHERWISE SPECIFIED.

FRONT BRAKES



FRONT BRAKES


KEY NO.	PART NO.	DESCRIPTION	VENDOR PART NO.	QTY REQ'D
1	2160505	BRAKE SHOE & LINING ASSY., 5"		4
NI	2120897	BRAKE SHOE ONLY, 5"	A-3222-E-1383	4
NI	2151439	KIT, BRAKE LINING (1 PER AXLE)		
NI	2135978	RIVET, BRAKE LINING	10-9	64
2	2120863	SPRING, BRAKE SHOE RETAINING	2258-Q-615	4
3	2120889	BUSHING, ANCHOR PIN	1225-B-496	2
4	2120871	ANCHOR PIN, BRAKE SHOE	1259-N-274	2
5		CAMSHAFT, FRONT BRAKE		
	2121606	LH	2210-R-5374	
	2121614	RH	2210-Q-5373	
6	2121622	WASHER, CAMHEAD, (FLAT)	1229-N-2250	2
7	2121689	SEAL, CAMSHAFT	A-1205-V-1556	4
8	2597706	BUSHING, CAMSHAFT SPIDER & BRKT.	1225-N-378	4
9	2597300	PIN, BRAKE SHOE RETURN SPRING	1218-G-85	4
10	2598134	ROLLER, BRAKE SHOE	1779-R-18	4
11	2121655	RETAINER, SHOE ROLLER	3105-B-210	4
12	2638716	RETURN SPRING, BRAKE SHOE	2258-U-619	2
13		SPIDER, BRAKE		
	2136935	LH	A-3211-H-4428	
	2157923	RH	A-3211-J-4430	
14	2644235	GASKET, CHAMBER BRKT.	1779-J-1024	2
15		BRACKET, CAMSHAFT & CHAMBER		
	2136927	LH	B21-3299-K-2013	
	2157931	RH	B21-3299-L-2014	
16	2595809	WASHER, BRKT. CAPSCREW	WA-18	8
17	2594109	CAPSCREW, CHAMBER BRKT.	S-2812	8
18	2027431	FITTING, GREASE	1199-N-1860	2
19	2121663	WASHER, CAMSHAFT (THICK)	1229-S-2697	2
20		SLACK ADJUSTER ASSY.		
	4293742	RH (ENDING W/CSN 971255)	3275-W-595S	
	4293734	LH (ENDING W/CSN 971255)	A2-3275-U-593S	
	1435551	RH (BEGINNING W/CSN 971256)	A56-3275-A-599	
	1435569	LH (BEGINNING W/CSN 971256)	A56-3275-U-593	
NI	1032473	COLLAR, AUTOMATIC SLACK (BEG. W/CSN 971256)		
21	2121671	WASHER SPACING (STANDARD)	1229-G-2971	6
22	2121697	LOCKRING, CAMSHAFT	1229-D-2942	2
23		NOT APPLICABLE		
24		NOT APPLICABLE		
		NOT APPLICABLE		
26		NOT APPLICABLE		

QUANTITY REQUIRED IS ONE UNLESS OTHERWISE SPECIFIED.

FRONT BRAKES

KEY NO.	PART NO.	DESCRIPTION	VENDOR PART NO.	QTY REQ'D
27	1366491	BRAKE CHAMBER, 30"	1430188	
28	4293759 2137685	YOKE, BRAKE CHAMBER (ENDING W/CSN 971255) W/THREADED CLEVIS W/O SNAP RING (BEGINNING W/CSN 971256-) W/O THREADED CLEVIS W/SNAP RING		
29		NOT APPLICABLE		
30		N/A		
31	2595601	LOCKWASHER, BRAKE CHAMBER	WA-110	
32	2001501	NUT, BRAKE CHAMBER STUD		

QUANTITY REQUIRED IS ONE UNLESS OTHERWISE SPECIFIED.

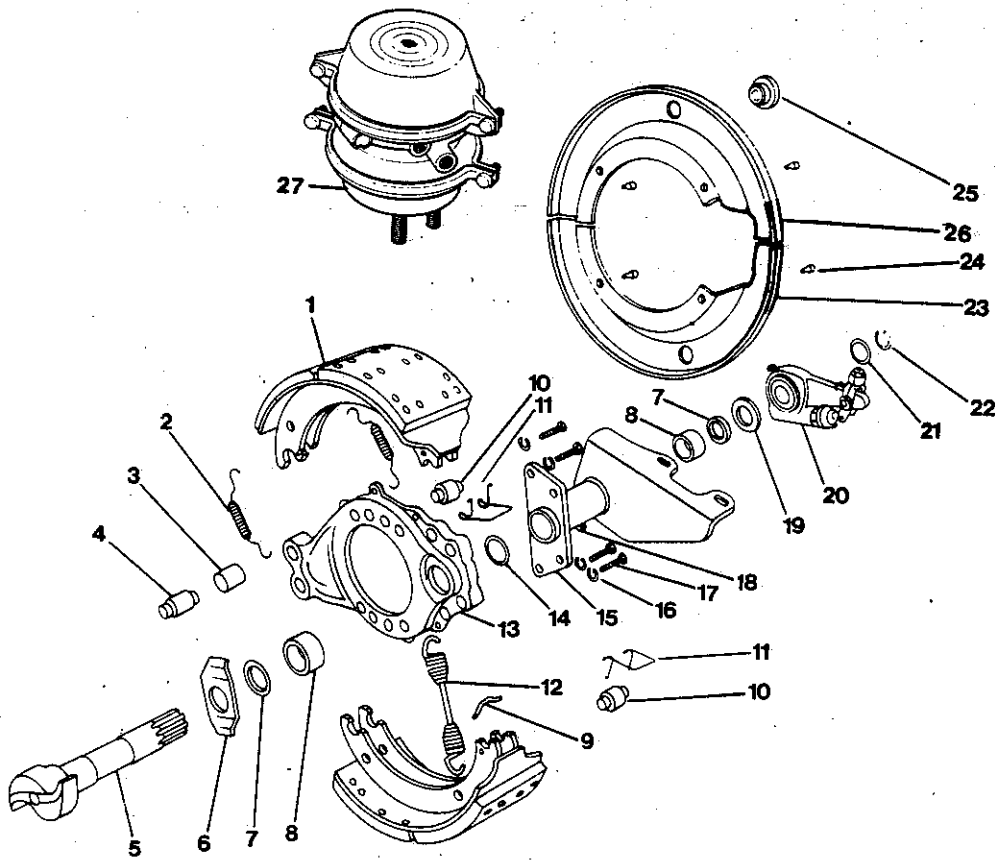


BLUE BIRD

REAR BRAKES DRIVE AXLE*

DR.	BY	2158558
APP.	BY	

© 1985 BLUE BIRD BODY COMPANY
ALL RIGHTS RESERVED




REAR BRAKES
DRIVE AXLE*

KEY NO.	PART NO.	DESCRIPTION	VENDOR PART NO.	QTY REQ'D
1	2160489	BRAKE SHOE & LINING ASSY., 7"		4
NI	2120905	BRAKE SHOE ONLY, 7"	A-3222-S-1293	4
NI	2151454	KIT, BRAKE LINING, 7"(1 PER AXLE)		
NI	2135978	RIVET, BRAKE LINING	10-9	64
2	2120863	SPRING BRAKE SHOE RETAINING	2258-Q-615	4
3	2120889	BUSHING, ANCHOR PIN	1225-B-496	2
4	2120871	ANCHOR PIN, BRAKE SHOE	1259-N-274	2
5		CAMSHAFT, BRAKE		
	2121739	LH	2210-A-5331	
	2121747	RH	2210-B-5332	
6	2121622	WASHER, CAMHEAD, (FLAT)	1229-N-2250	2
7	2121689	SEAL, CAMSHAFT	A-1205-V-1556	4
8	2597706	BUSHING, CAMSHAFT SPIDER & BRKT.	1225-N-378	
9	2597300	PIN, BRAKE SHOE RETURN SPRING	1218-G-85	
10	2598134	ROLLER, BRAKE SHOE	1779-R-18	4
11	2121655	RETAINER, SHOE ROLLER	3105-B-210	4
12	2638716	RETURN SPRING, BRAKE SHOE	2258-U-619	2
13	2137081	SPIDER, BRAKE	A-3211-P-3448	
14	2644235	GASKET, CHAMBER BRACKET	1779-J-1024	2
15	2135689	BRACKET, CAMSHAFT & CHAMBER LH & RH	A1-3299-M-1547	
16	2595809	WASHER, BRACKET CAPSCREW	WA-18	8
17	2594109	CAPSCREW, CHAMBER BRKT.	S-2812	8
18	2027431	FITTING, GREASE	1199-N-1860	2
19	2121663	WASHER, CAMSHAFT, (THICK)	1229-S-2697	2
20		SLACK ADJUSTER ASSY.		
	1144930	LH (ENDING W/CSN 971259)	A2-3275-C-601-S	
	1144948	RH (ENDING W/CSN 971259)	A2-3275-W-595-S	
	1435510	LH (BEGINNING W/CSN 971260)	A12-3275-C-601	
	1435528	RH (BEGINNING W/CSN 971260)	A12-3275-W-595	
NI	1032473	COLLAR, AUTOMATIC SLACK (BEGINNING W/CSN 971260)		
NI		YOKE, BRAKE CHAMBER		
	4293759	(ENDING W/CSN 971259) W/THREADED CLEVIS W/O SNAP RING		
	2137685	(BEGINNING W/CSN 971260) W/O THREADED CLEVIS W/SNAP RING		
21	2121671	WASHER, SPACING	1229-G-2971	6
22	2121697	LOCKRING, CAMSHAFT	1229-D-2942	2
23		N/A		
24		N/A		
		*FOR TAG AXLE BRAKES PLEASE SEE TAG AXLE EXPLOSION		

QUANTITY REQUIRED IS ONE UNLESS OTHERWISE SPECIFIED.


REAR BRAKES
DRIVE AXLE*

KEY NO.	PART NO.	DESCRIPTION	QTY REQ'D
25 26		N/A N/A	
27	1366525 1366533	AIR CHAMBER ASSY., 30" ANCHORLOK RH LH * FOR TAG AXLE BRAKES PLEASE SEE TAG AXLE EXPLOSION	



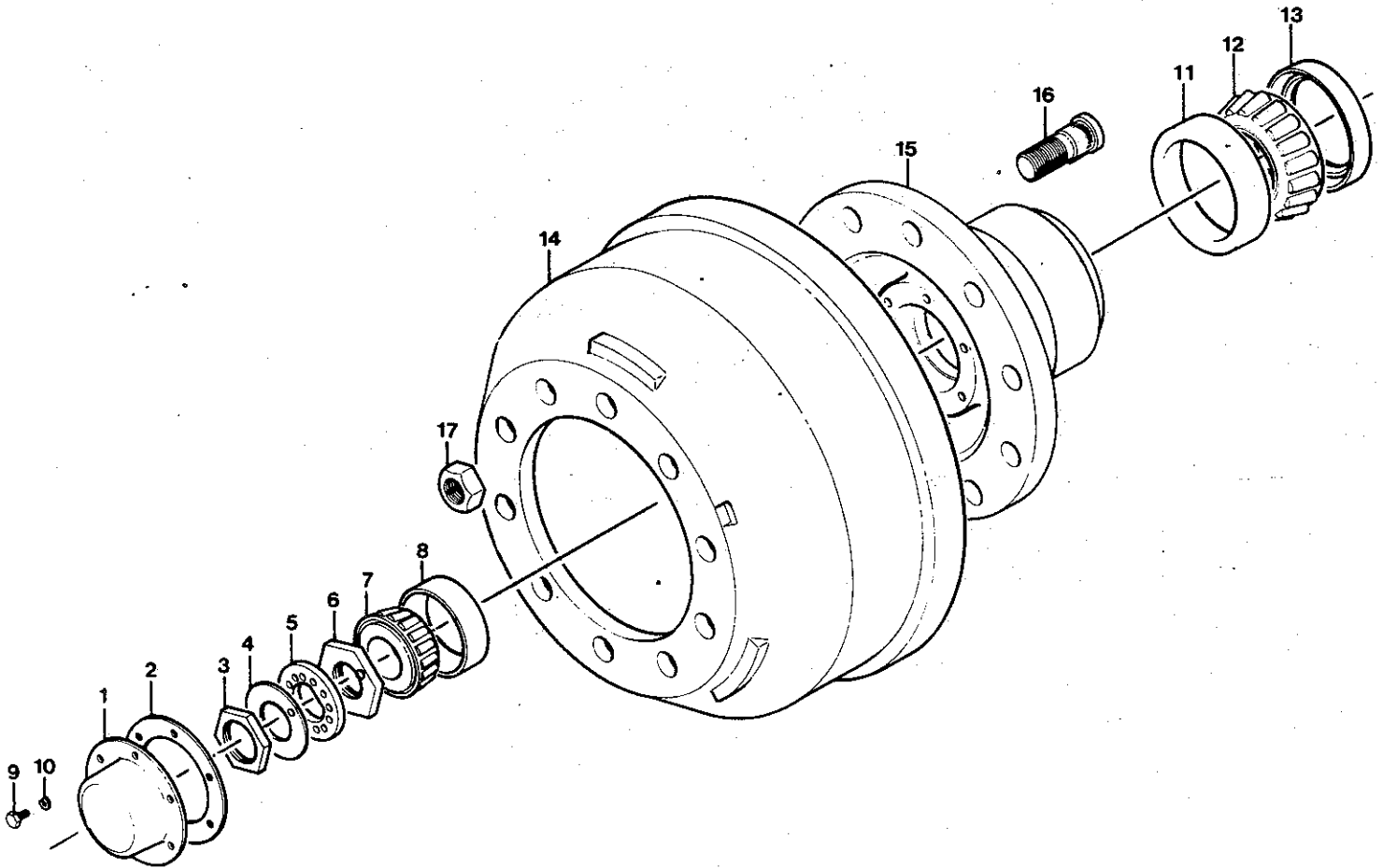
BLUE BIRD

WHEEL END COMPONENTS, FRONT

	DR. LC 23	BY <i>Arwen</i>	8004954
	APP.	BY	

FRONT

© 1985 BLUE BIRD BODY COMPANY
ALL RIGHTS RESERVED 



WHEEL END COMPONENTS, FRONT

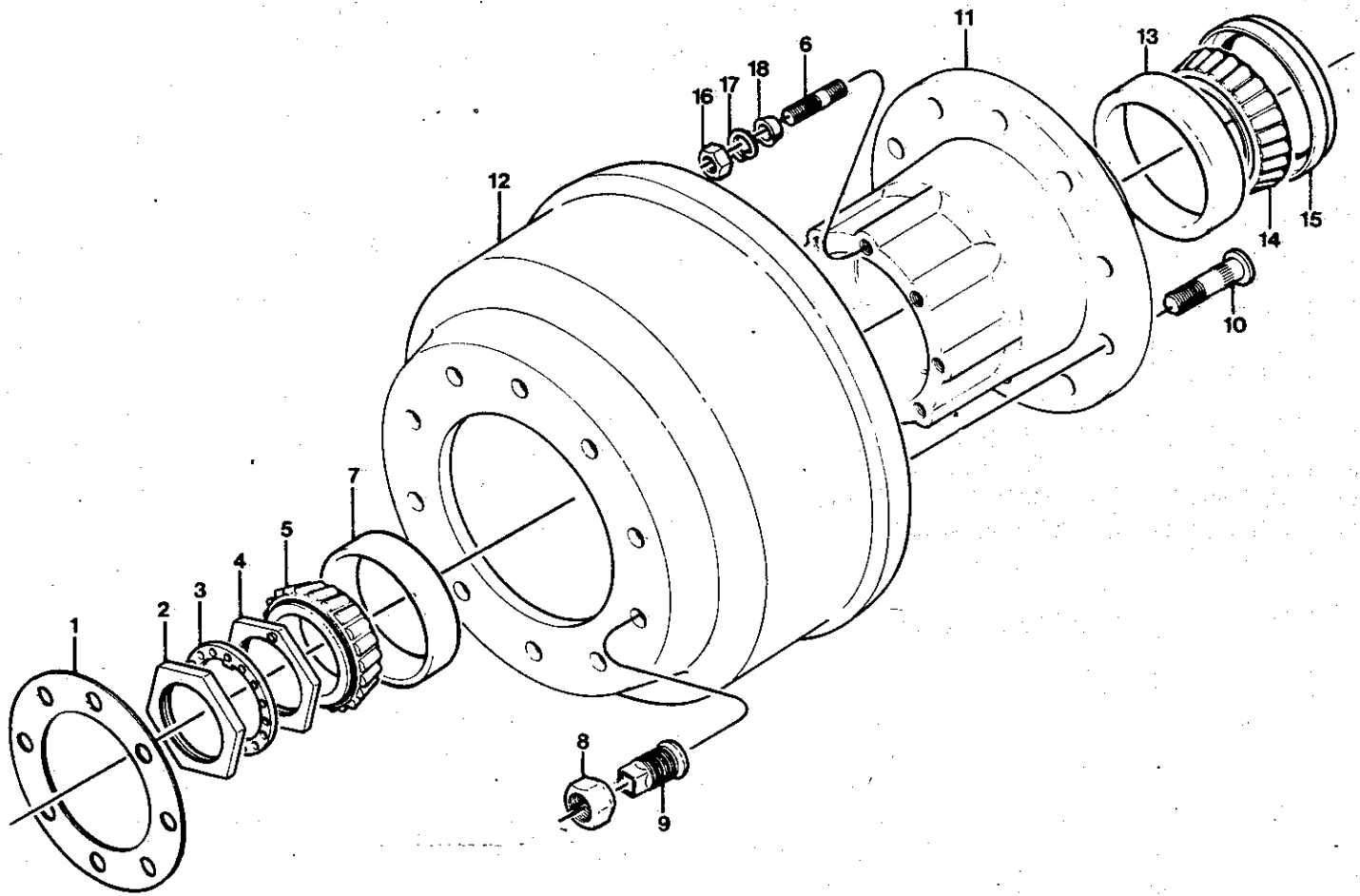
KEY NO.	PART NO.	DESCRIPTION	VENDOR PART NO.	QTY REQ'D
1	0998534	HUB CAP, FRONT	340-4095	
NI	2150209	SIGHT, GLASS, HUB		
NI	2137008	PLUG, SIGHT GLASS		
2	0998484	GASKET, FRONT HUB CAP	330-3009	
3	2598217	JAM NUT, OUTER WHEEL BEARING	1227-B-106	
4	2600617	LOCK, OUTER WHEEL BEARING	1229-F-474	
5	2600815	LOCKING, OUTER WHEEL BEARING NUT	1229-G-475	
6	2599017	ADJUSTING NUT, WHEEL BEARING	1227-U-541	
7	0929414	BEARING ASSY., OUTER	3782	
8	2600179	CUP, OUTER BEARING	3720	
9	0654459	CAPSCREW, HUB CAP		6
10	2001188	LOCKWASHER, HUB CAP CAPSCREW		6
11	2593093	CUP, INNER BEARING	HM-212011	
12	0929406	BEARING ASSY., INNER	HM-212049	
13	1391572	SEAL, WHEEL BEARING, INNER		
14	1117365	DRUM, BRAKE		
15	1511898	HUB & CUP ASSY., STD.	1521F-N	
16		STUDS, LUG		
	1346758	LH	UF-835L	10
	1346741	RH	UF-835R	10
17		NUT, LUG		
	1311729	LH	1199-M-117	10
	1311711	RH	1199-N-118	10
NI	0929398	OIL SLINGER	3286-J-348	
NI	3978467	HUB COVER, CHROME		
NI	3978475	NUT COVER, CHROME		
NI	1282862	ALUMINUM WHEEL		
QUANTITIES ARE PER WHEEL				

QUANTITY REQUIRED IS ONE UNLESS OTHERWISE SPECIFIED.

WHEEL END COMPONENTS, REAR DRIVE AXLE*

FRONT	DR. 11/15/85 BY Andrew	8004962
	APP.	

© 1985 BLUE BIRD BODY COMPANY
ALL RIGHTS RESERVED



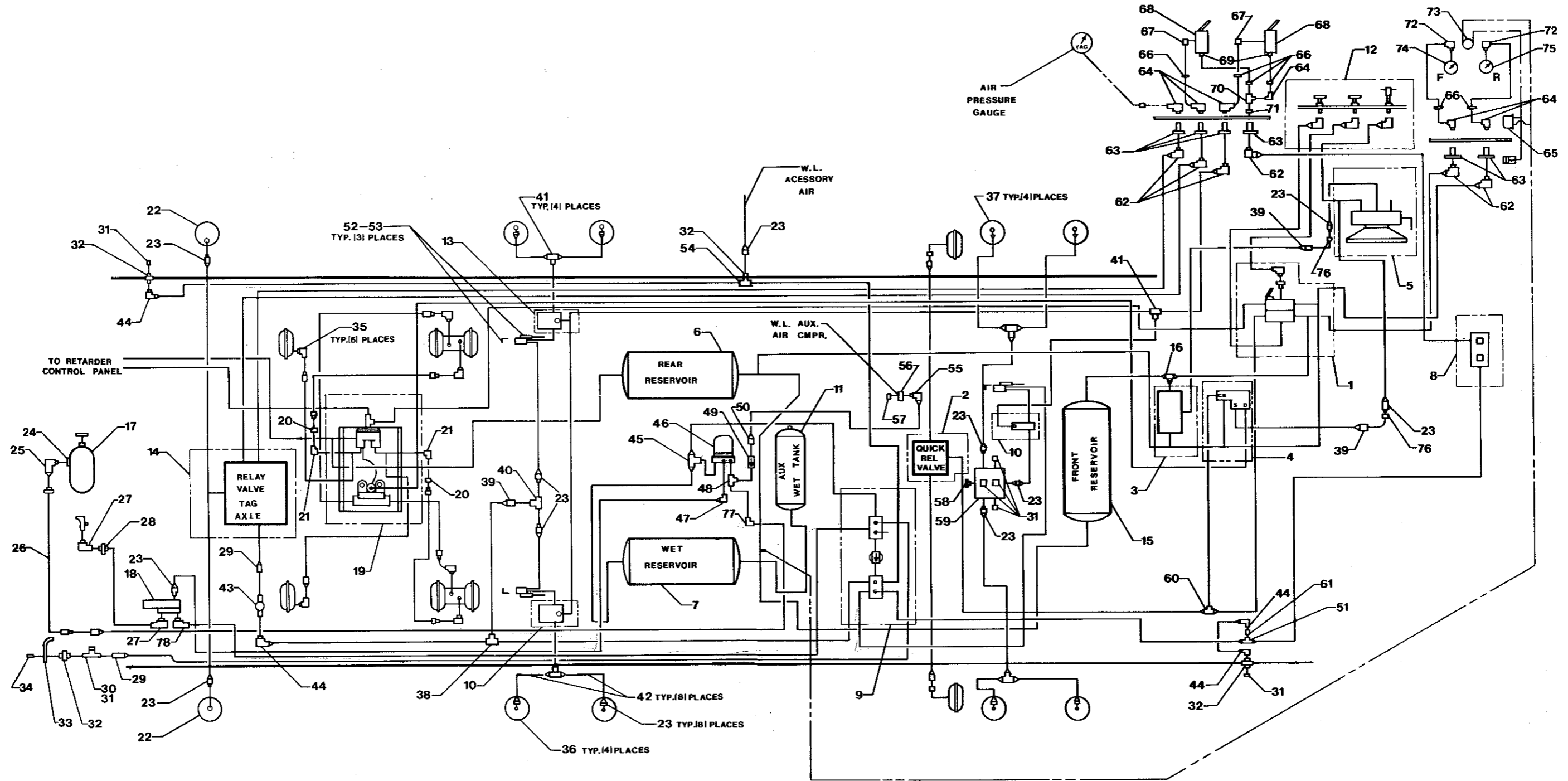
WHEEL END COMPONENTS, REAR
DRIVE AXLE*

KEY NO.	PART NO.	DESCRIPTION	VENDOR PART NO.	QTY REQ'D
1	0929083	GASKET, AXLE FLANGE	2208-X-440	
2	2598613	NUT, WHEEL BEARING, OUTER	1227-R-330	
3	2647238	WASHER, LOCK, WHEEL BEARING NUT	1229-U-1009	
4	2599215	NUT, WHEEL BEARING, INNER	1227-W-517	
5	0929059	WHEEL BEARING (OUTER)	580	
6	2138584	STUD, AXLE SHAFT DRIVE	161832	8
7	2621571	CUP, OUTER WHEEL BEARING	572	
8		NUT, WHEEL STUD, OUTER		10
	1311729	LH	1199-M-117	
	1311711	RH	1199-N-118	
9		NUT, WHEEL STUD, INNER		10
	1311745	LH		
	1311737	RH		
10		STUD, WHEEL		10
	1296227	LH	195L	
	1296219	RH	195R	
11	1147024	HUB & CUP ASSY.	16227-N	
12	1117340	BRAKE DRUM		
13	2621779	CUP, WHEEL BEARING (INNER)	592-A	
14	0929042	WHEEL BEARING (INNER)	594-A	
15	0929067	OIL SEAL, WHEEL BEARING (INNER)	47697-S	
16	0929000	NUT, AXLE SHAFT DRIVE STUD		8
17	2001220	LOCKWASHER, AXLE SHAFT DRIVE STUD		8
18	0929091	DOWEL, AXLE SHAFT DRIVE STUD	13885	8
NI	3978459	HUB COVER, CHROME		
NI	2127108	LOCKING RING, HUB COVER		
NI	3978475	NUT, COVER, CHROME		5
NI	1282862	ALUMINUM WHEEL		
		* FOR TAG AXLE WHEEL END COMPONENTS PLEASE SEE TAG AXLE EXPLOSION		
		NOTE: QUANTITIES ARE PER WHEEL		

FOLD-OUT

DUAL AIR BRAKES
38'

DR 9-18-89 by D.Wms.
APP 4-9-90 by DH
FRT 3009581 REV
© 1988 BLUE BIRD BODY COMPANY ALL RIGHTS RESERVED



DUAL AIR BRAKES
38'

KEY NO.	PART NO.	DESCRIPTION	QTY REQ'D
1	*	DUAL BRAKE VALVE ASSY	
2	*	QUICK RELEASE VALVE ASSY	
3	*	DOUBLE CHECK VALVE ASSY	
4	*	SPRING BRAKE VALVE ASSY	
5	*	PP-1 CONTROL VALVE ASSY	
6	*	REAR RESERVOIR TANK ASSY	
7	*	WET RESERVOIR TANK ASSY	
8	*	JUNCTION BLOCK ASSY (FRONT)	
9	*	JUNCTION BLOCK ASSY (REAR)	
10	*	RELAY VALVE ASSY (FRT & RH REAR) AIR SUSPENSION DUMP	2
11	*	AUXILIARY WET TANK ASSY	
12	*	BRAKE LIGHT SWITCH ASSY	
13	*	RELAY VALVE ASSY (LH REAR) AIR SUSPENSION DUMP	
14	*	RELAY VALVE ASSY (TAG AXLE) AIR SUSPENSION DUMP	
15	*	FRONT RESERVOIR TANK ASSY	
16	0556878	TEE, 3/8 M PIPE X 1/2 TUBE X 1/2 TUBE 215700	
17		AIR COMPRESSOR, 12 CFM (SUPPLIED WITH ENGINE)	
18		GOVERNOR ASSY (SUPPLIED WITH ENGINE)	
19		VALVE ASSY, SPRING & SERVICE	
	1066679	VALVE ONLY, SERVICE BRAKE RELAY	
NI	2135721	KIT, REPAIR FOR 1066679	
	1220128	VALVE ONLY, SPRING BRAKE RELAY	
20	1120195	NIPPLE, 1/8 CLOSE TYPE	6
21	2008274	ELBOW, 90 DEG. STREET, 3400 X 8	5
22	0990671	AIR SPRING, RIDEWELL TAG SUSPENSION	
23	2023224	CONNECTOR, 1/4 MPT X 1/4 TUBE	
24	2023091	FITTING, DISCHARGE	
25	2026706	ELBOW, 49 X 10, 1/2 MPT X 5/8 TUBE FLARE	
26	1024975	HOSE ASSY, AIR COMP. DISH 30 IN LONG	
27	0605188	ELBOW, REDUCING STREET, 1/4 X 1/8 PIPE	
28	1119700	ADAPTER, SWIVEL, MALE PIPE 0107-4-4 PARKER	
29	2023182	CONNECTOR, 1/4 MPT X 3/8 TUBE	7
30	0654277	TEE, STREET, 1/4 PIPE, 3750	
31	2023513	PLUG, PIPE, 3750	
32	2023232	COUPLING, ANCHOR	3
33	1168863	BRACKET SCHRADER VALVE	
34	0818609	VALVE, SCHRADER 1/4 INCH MPT	
35	2027241	ELBOW 3400 X 6, 3/8 STREET	6
36	0961250	AIR SPRING RIDEWELL REAR SUSPENSION	4
37	1286814	AIR SPRING RIDEWELL FRONT SUSPENSION	
38	0654541	TEE 3/8 TUBE X 3/8 TUBE X 3/8 TUBE, B-W	
39	2023257	CONNECTOR, 205826, 1/4 FPT X 3/8 TUBE	
40	0559047	TEE, MALE BRANCH, 1/4 PIPE, 3600 X 4	
41	2008381	TEE 64 X 4, 1/4	5
42	2008431	TUBING, COPPER 1/4	
		*REFER TO TABLE OF CONTENTS FOR SUB PARTS OF COMPONENTS	

QUANTITY REQUIRED IS ONE UNLESS OTHERWISE SPECIFIED.

DUAL AIR BRAKES
38'

KEY NO.	PART NO.	DESCRIPTION	QTY REQ'D
43	1160415	VALVE, PRESSURE, REDUCING, RV-1, 50 PSI	
43A	1343227	VALVE, PRESSURE, REDUCING, RV-1, 60 PSI	
44	2023190	ELBOW, 1/4 MPT X 3/8 TUBE	4
45	2023927	TEE, 1/2 MPT X 3/8 TUBE X 5/8 TUBE	
46	1310721	AIR DRYER AD-4, BENDIX	
NI	0392308	VALVE, CHECK, WATER	
47	2023935	ELBOW, 1/4 MPT X 1/4 TUBE	1
48	0654350	TEE, STREET, 1/2 PIPE, 3750 X 8	
49	0654418	VALVE, SINGLE CHECK, 1/2 PIPE	
50	0654558	CONNECTOR, 1/2 MAKE PIPE X 3/8	
51	0756817	TEE, 1/4 FEM PIPE X 3/8 TUBE 3/8 TUBE	
52	0871376	VALVE, HEIGHT CONTROL	3
53	0961649	BRACKET, MOUNTING, LEVEL VALVES, RIDEWELL	
54	0756817	TEE, 1/4 MALE PIPE X 3/8 TUBE X 3/8 TUBE	
55	2023265	ELBOW, 3/8 MPT X 3/8 TUBE	2
56	0758698	COUPLING, ANCHOR, BENDIX WESTINGHOUSE	
57	2009595	PLUG, PIPE, 3/8	
58	0982918	INDICATOR, LOW PRESSURE, LP-3, 30 PSI	1
59	2023083	FITTING, MANIFOLD	
60	2023505	TEE, 1/4 FPT X 1/2 TUBE X 1/2 TUBE	
61	2027183	NIPPLE, 3326 X 4, 1/4 CLOSE	
62	2023786	ELBOW, 1/8 MPT X 1/4 TUBE	
63	0949370	ADAPTER, BULKHEAD, 1/8 PIPE X 1 1/2 LONG	6
64	2027225	ELBOW, 1/8 STREET	6
65	2006187	BUZZER	
66	3827201	CONNECTOR, MALE, 1/8 NPTF X 1/8 TUBE	6
67	3827318	ELBOW, MALE, SWIVEL, 90, 10-32 UNF X 1/8 TUBE	2
68	2227338	VALVE, AIR	2
69	3827243	CONNECTOR, MALE, 10-32 UNF X 1/8 TUBE	2
70	1047133	FITTING, T-BRASS, 1/8 FPT	
71	2009298	NIPPLE, PIPE, 1/8	
72	3827268	CONNECTOR, FEMALE, 1/8 NPTF X 1/8	
73	2006807	LIGHT, PILOT, 17/32", RED LENS	
74		GAUGE, AIR PRESSURE, FRONT BRAKE, DUAL SCALE (SEE TABLE OF CONTENTS FOR INSTRUMENTS)	
75		GAUGE, AIR PRESSURE, REAR BRAKE, DUAL SCALE (SEE TABLE OF CONTENTS FOR INSTRUMENTS)	
76	0654970	INSERT, HYTRON TUBING, 1/4 O.D., .040 WALL	
77	0754879	ELBOW, 1/2 MALE PIPE X 5/8 TUBE	
78	2026979	ELBOW, 400 X 4, 1/8 MPT X 1/4 TUBE	

QUANTITY REQUIRED IS ONE UNLESS OTHERWISE SPECIFIED.



BLUE BIRD

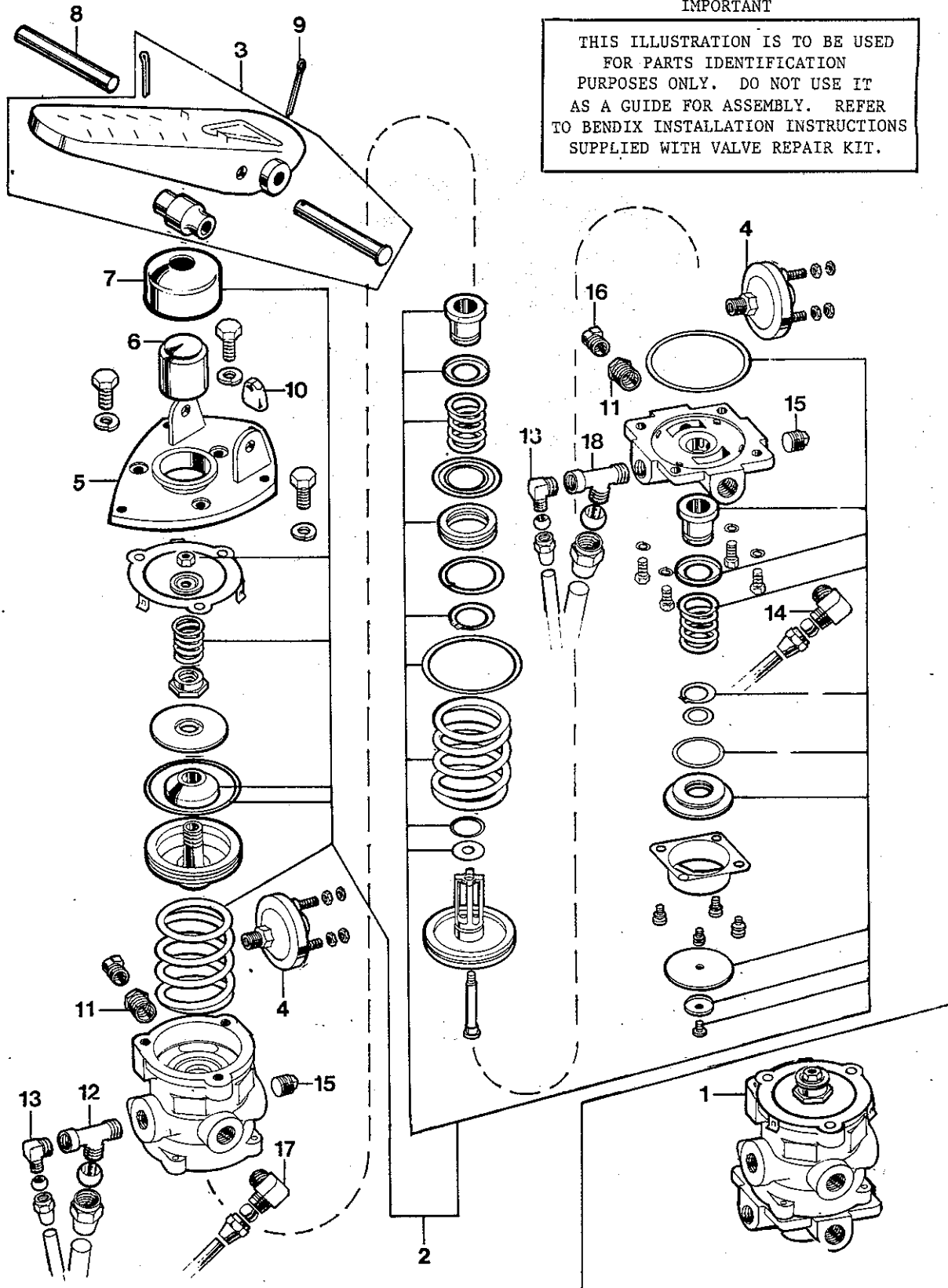
BRAKE TREADLE VALVE

DR. 5/27/81 BY JET	8001679
APP. 10/25/82 BY DVJ	

© 1983 BLUE BIRD BODY COMPANY
ALL RIGHTS RESERVED

IMPORTANT

THIS ILLUSTRATION IS TO BE USED FOR PARTS IDENTIFICATION PURPOSES ONLY. DO NOT USE IT AS A GUIDE FOR ASSEMBLY. REFER TO BENDIX INSTALLATION INSTRUCTIONS SUPPLIED WITH VALVE REPAIR KIT.



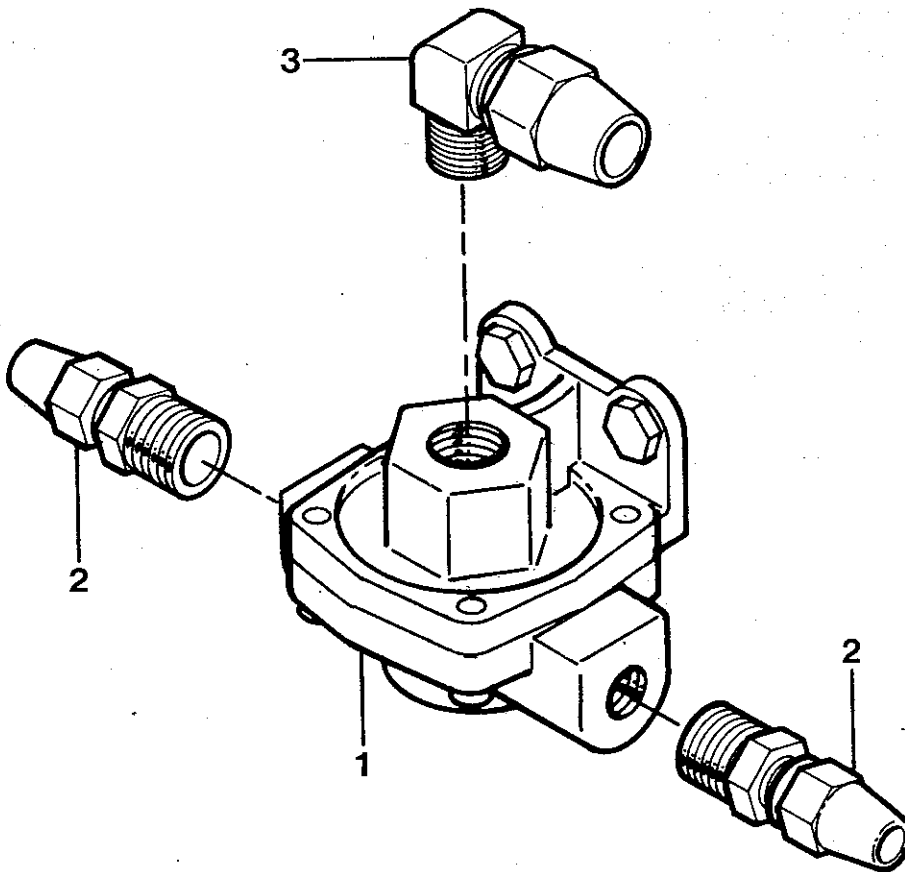
BRAKE TREADLE VALVE

KEY NO.	PART NO.	DESCRIPTION	QTY REQ'D
1	0654533	VALVE ASSY., BRAKE TREADLE	2
2	2643237	REPAIR KIT, TREADLE VALVE	
3	1133347	TREADLE, DUAL BRAKE VALVE, RUBBER COVERED	
NI	2137545	COVER, RUBBER, DUAL BRAKE VALVE TREADLE	
4	0998740	SWITCH, STOP LIGHT	
5	0654467	PLATE, MOUNTING	
6	0654483	PLUNGER, BRAKE VALVE	
7	0654475	BOOT, BRAKE VALVE	
8	0654517	PIN, BRAKE VALVE FULCRUM	
9	0654509	PIN, ROLL, BRAKE VALVE FULCRUM	
10	0654491	BOTTOM, STOP	
11	2027134	BUSHING, 1/4 X 3/8 PIPE	
12	0948919	TEE, 1/4 FEMALE PIPE X 3/8 MALE PIPE X 1/2 TUBE	
13	2023935	ELBOW, 1/4 MALE PIPE X 1/4 TUBE	
14	2023265	ELBOW, 3/8 MALE PIPE X 3/8 TUBE	
15	2009595	PLUG, 3/8 PIPE	
16	2023935	ELBOW, 1/4 MALE PIPE X 1/4 TUBE	
17	2023307	ELBOW, 3/8 MALE PIPE X 1/2 TUBE	
18	0654319	TEE, 1/4 FPT X 3/8 MPT X 1/2 TUBE	

VALVE ASSY, QUICK RELEASE

DR. 10-25-88 BY LAD	FRT	8008823	REV
APP. 12-13-88 BY DH			

© 1988 BLUE BIRD BODY COMPANY ALL RIGHTS RESERVED

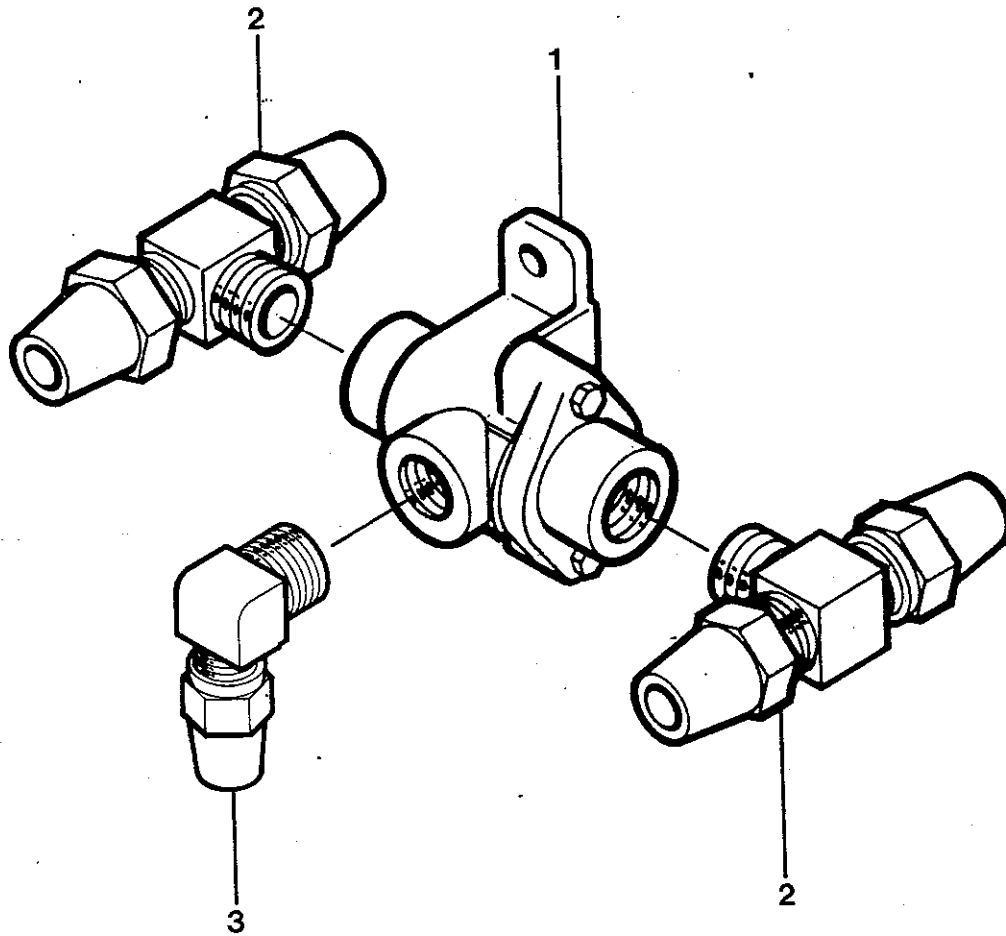


VALVE ASSY, QUICK RELEASE

KEY NO.	PART NO.	DESCRIPTION	QTY REQ'D
1 2 3	1160464 2023364 2023307	VALVE, QUICK RELEASE CONNECTOR, 3/8 MPT X 1/2 TUBE ELBOW, 3/8 MPT X 1/2 TUBE	2

DOUBLE CHECK VALVE ASSEMBLY

DR 12-13-68 BY LAD			
APP 12-13-68 BY DH	FRT	8008849	REV
© 1968 BLUE BIRD BODY COMPANY ALL RIGHTS RESERVED			



DOUBLE CHECK VALVE ASSEMBLY

KEY NO.	PART NO.	DESCRIPTION	QTY REQ'D
1	0654434	VALVE, DOUBLE CHECK, 3/8 PIPE	2
2	0556878	TEE, 3/8 MALE PIPE X 1/2 TUBE X 1/2 TUBE	
3	2023265	ELBOW, 3/8 MPT X 3/8 TUBE	

QUANTITY REQUIRED IS ONE UNLESS OTHERWISE SPECIFIED.

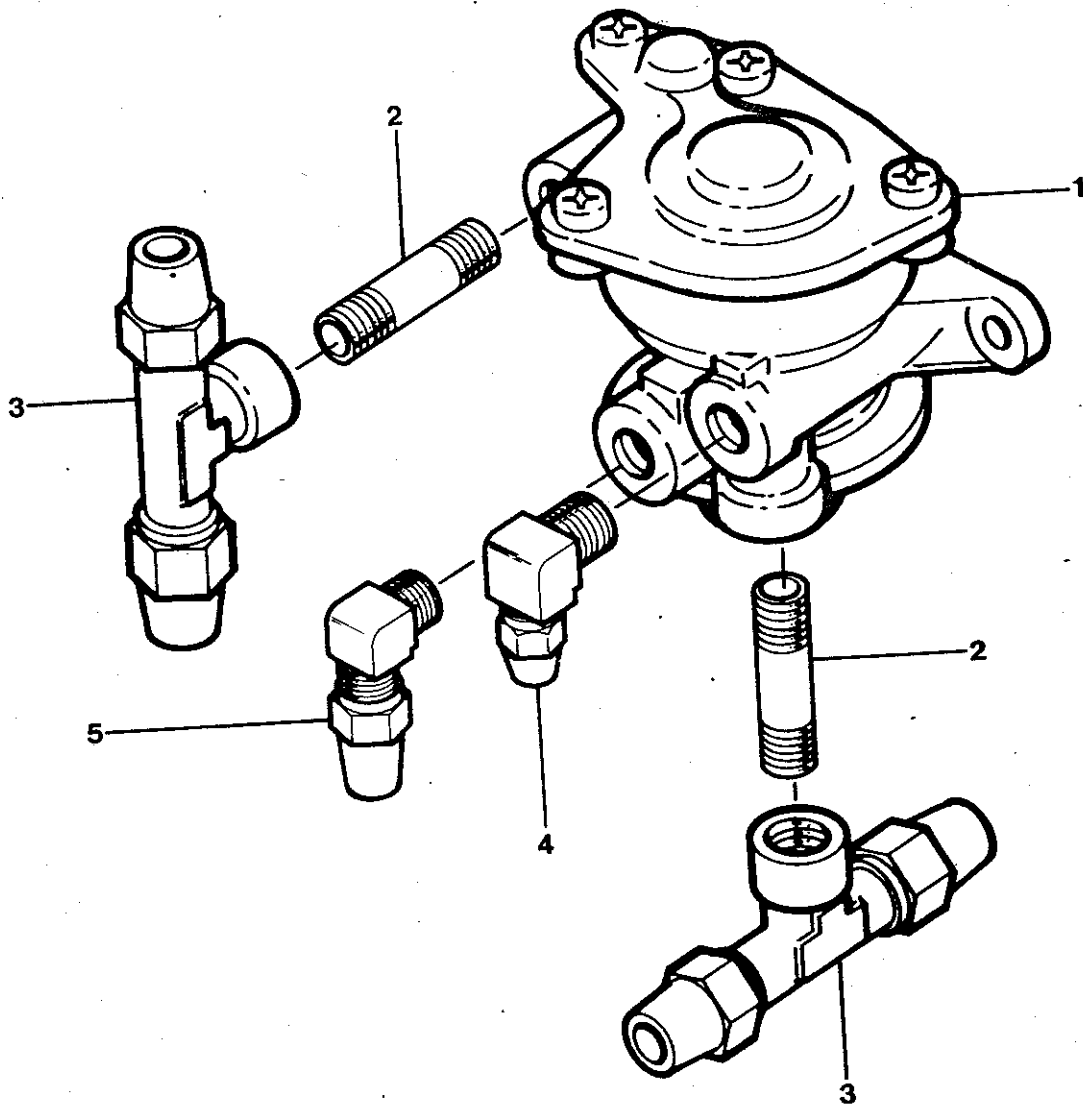
REVISED 10-29-90

2188P

33

SPRING BRAKE VALVE ASSEMBLY

DR 12-6-88 BY LAD	FRT	8008815	REV
APP 12-13-88 BY DH	© 1988 BLUE BIRD BODY COMPANY ALL RIGHTS RESERVED		



SPRING BRAKE VALVE ASSEMBLY

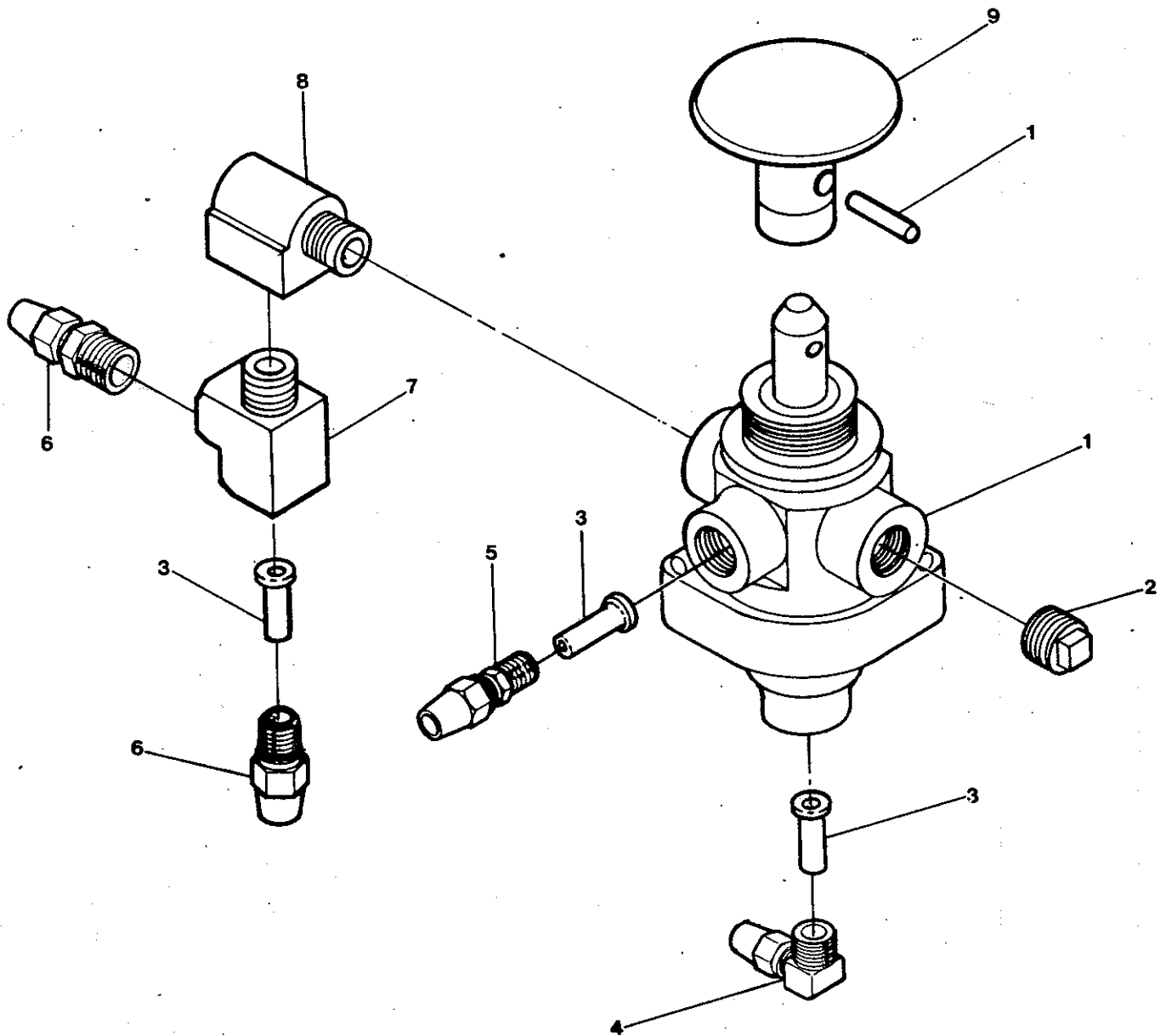
KEY NO.	PART NO.	DESCRIPTION	QTY REQ'D
1	0654426	VALVE, SPRING BRAKE	
2	2009330	NIPPLE, 1/4 PIPE X 2" LONG	
3	2023505	TEE, 1/4 FPT X 1/2 TUBE X 1/2 TUBE	
4	2023935	ELBOW, 1/4 MPT X 1/4 TUBE	
5	2023190	ELBOW, 1/4 MPT X 3/8 TUBE	

QUANTITY REQUIRED IS ONE UNLESS OTHERWISE SPECIFIED.

PP-1 CONTROL VALVE ASSEMBLY

DR 10-2-89	BY D. Wms	FRT	80096A9	REV
APP.	BY			

© 1989 BLUE BIRD BODY COMPANY ALL RIGHTS RESERVED.



PP-1 CONTROL VALVE ASSEMBLY

KEY NO.	PART NO.	DESCRIPTION	QTY REQ'D
1	0900266	VALVE, PP-1, 30 PSI	
2	2027118	PLUG, 1/8 IN PIPE, 3151 X 2	
3	0654970	INSERT, HYTRON TUBING, 1/4 O.D., .040 WALL	
4	2023786	ELBOW, 1/8 MPT X 1/4 TUBE	
5	2023570	CONNECTOR, 1/8 MPT X 1/4 TUBE	
6	2023224	CONNECTOR, 1/4 MPT X 1/4 TUBE	
7	0654277	TEE, STREET, 1/4 PIPE, 3750 X 4	
8	0605188	ELBOW, REDUCING, STREET, 1/4 X 1/8 PIPE	
9	2598704	KNOB, PARKING BRAKE	

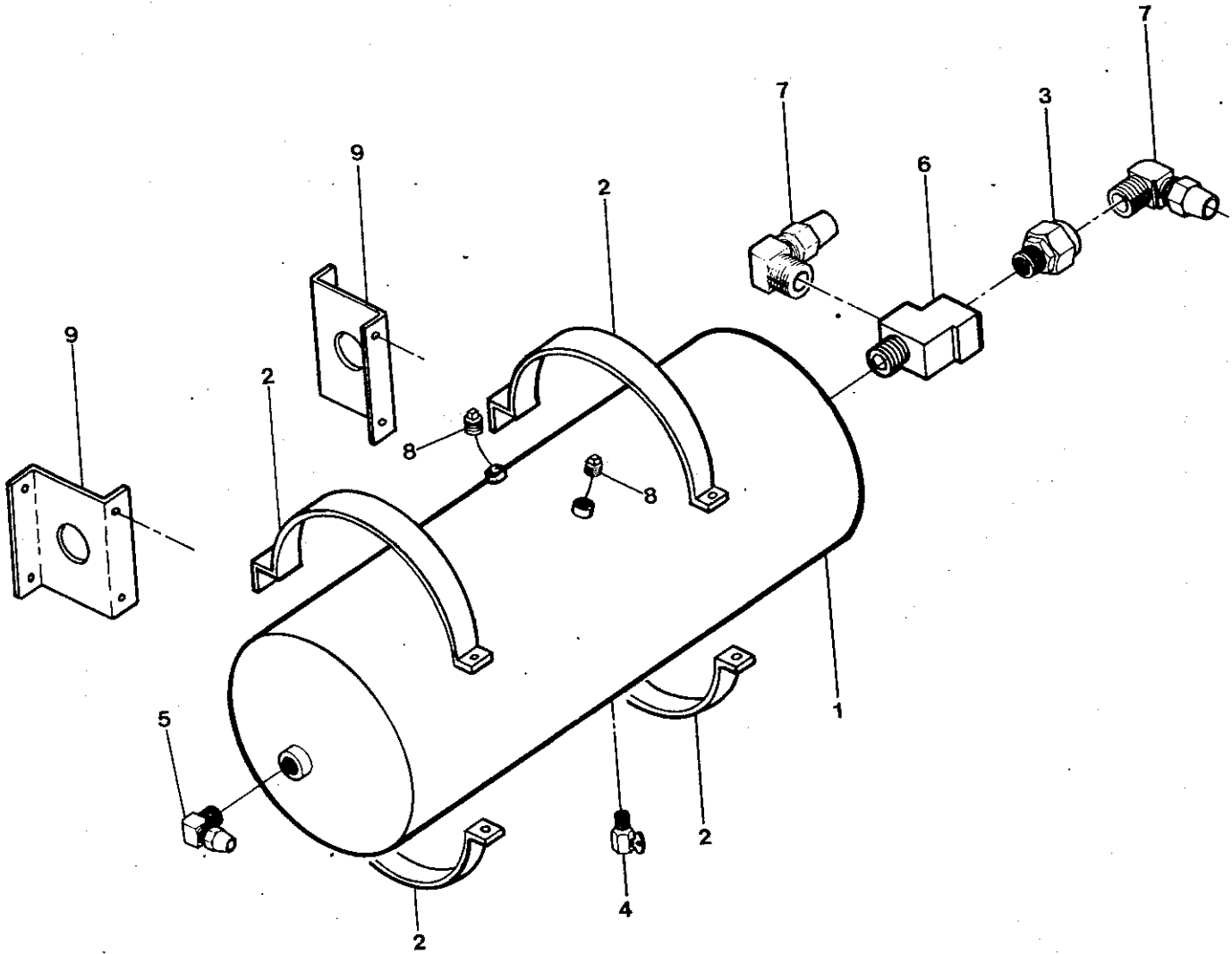
QUANTITY REQUIRED IS ONE UNLESS OTHERWISE SPECIFIED.

REAR RESERVOIR TANK ASSEMBLY

DR 9-20-89	BY D.WMS.	FRT	8009599	REV
APP.	BY			



© 1989 BLUE BIRD BODY COMPANY ALL RIGHTS RESERVED



REAR RESERVOIR TANK ASSEMBLY

KEY NO.	PART NO.	DESCRIPTION	QTY REQ'D
1	0991513	RESERVOIR, 9 1/2 X 27-176 CU. IN.	
2	0850586	BRACKET, MOUNTING, 9 1/2 IN, AIR RESERVOIR	4
3	0654418	VALVE, SINGLE CHECK, 1/2 PIPE	
4	1110188	COCK, DRAIN, RESERVOIR	
5	0754879	ELBOW, 1/2 MALE PIPE X 5/8 TUBE	
6	0654350	TEE, STREET, 1/2 PIPE, 3750 X 8	
7	2023349	ELBOW, 1/2 MPT X 1/2 TUBE	2
8	0417550	PLUG, PIPE 1/2	2
9	0558080	SPACER, AIR RESERVOIR BRACKET	

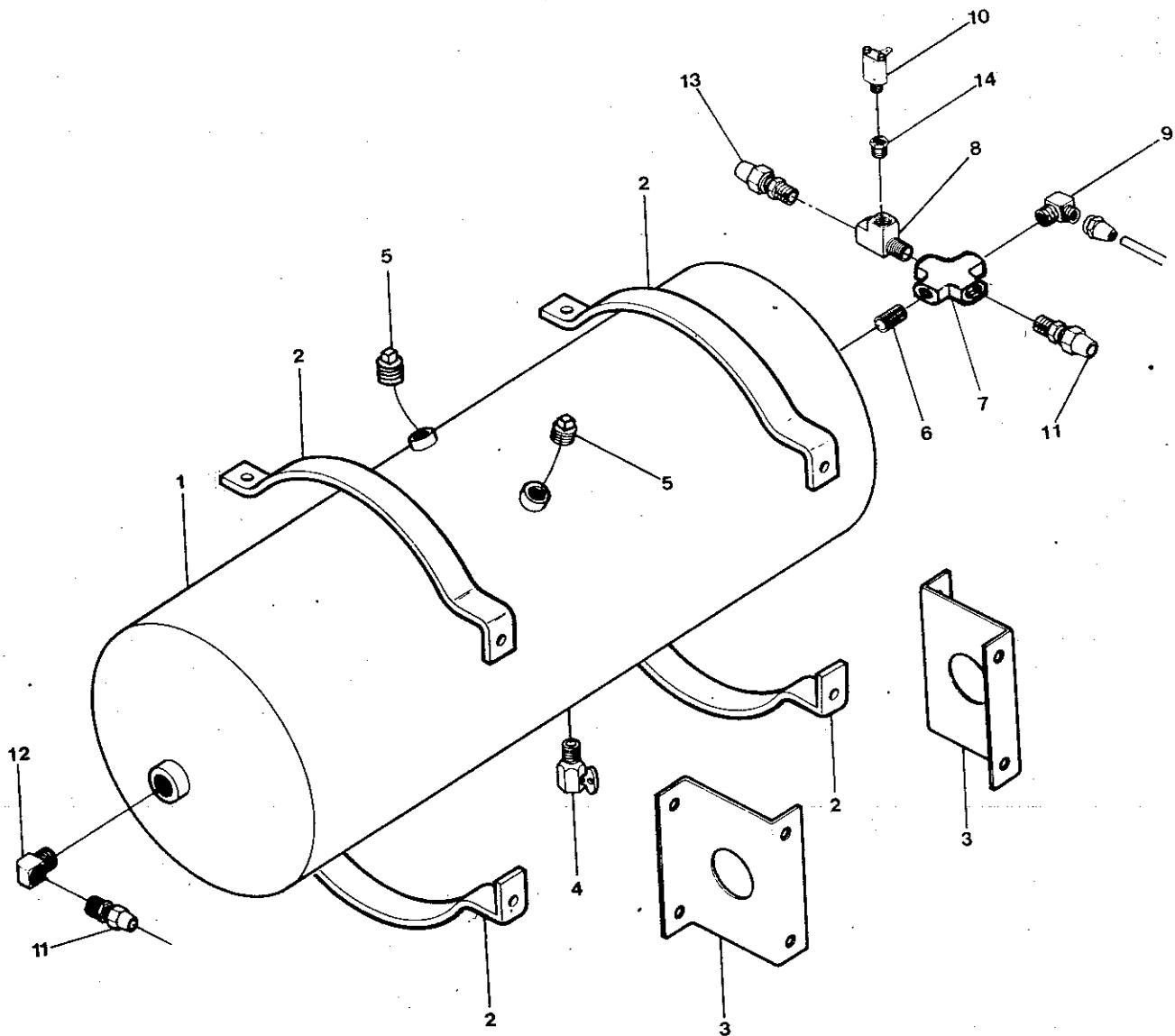
QUANTITY REQUIRED IS ONE UNLESS OTHERWISE SPECIFIED.

WET RESERVOIR TANK ASSEMBLY

DR. 9-18-89 BY D. Wms.	FRT	8009615	REV
APP.	BY		



© 1989 BLUE BIRD BODY COMPANY ALL RIGHTS RESERVED



WET RESERVOIR TANK ASSEMBLY

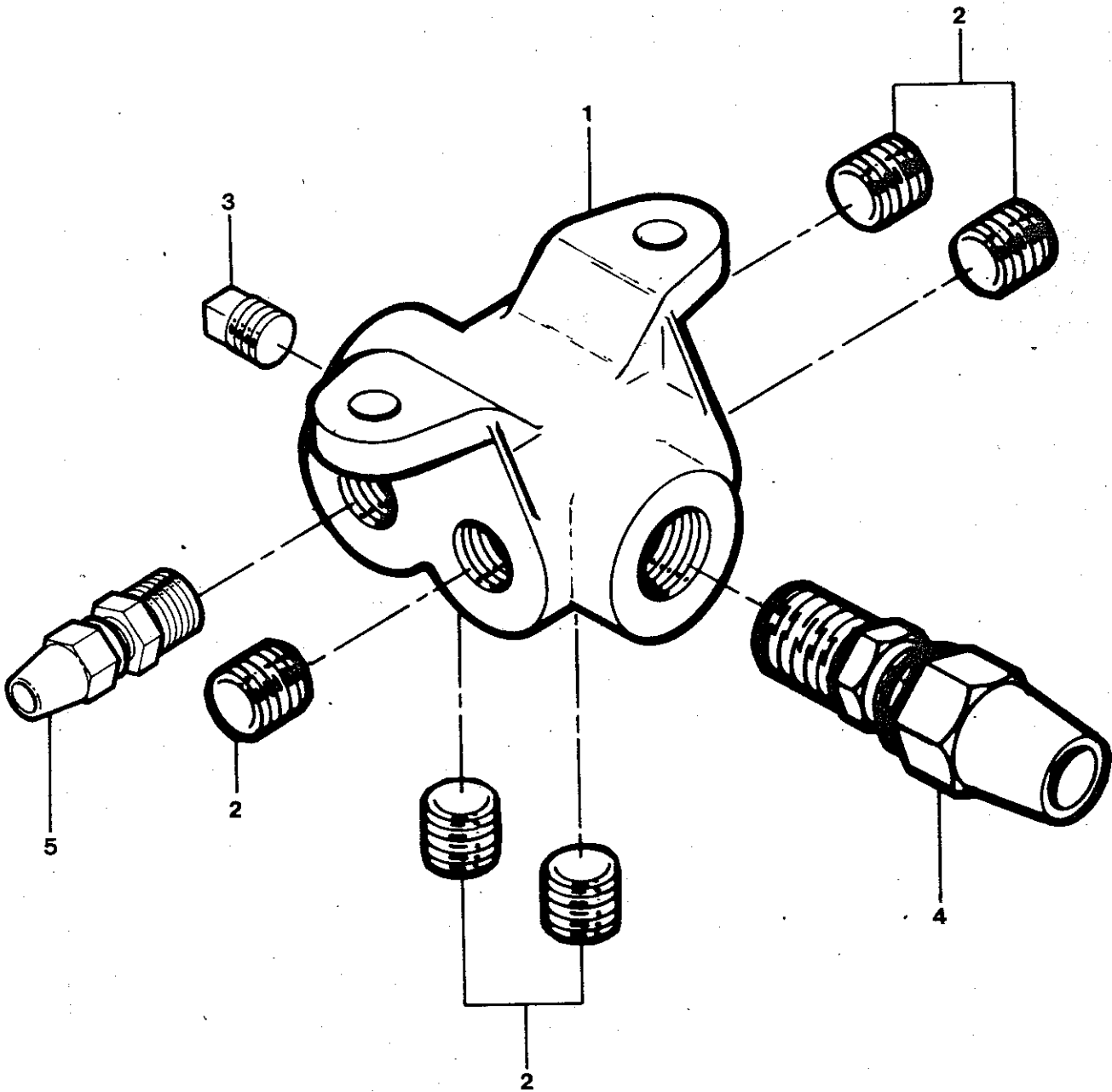
KEY NO.	PART NO.	DESCRIPTION	QTY REQ'D
1	0991513	RESERVOIR, 9 1/2 X 27-1760 CU. IN.	
2	0850586	BRACKET, MOUNTING, 9 1/2 IN, AIR RESERVOIR	4
3	0558080	SPACER, AIR RESERVOIR BRACKET	2
4	1110188	COCK, DRAIN, RESERVOIR	
5	0417550	PLUG, PIPE 1/2	
6	2023992	NIPPLE, 1/2 CLOSE PIPE	
7	0871756	CROSS, 1/2 PIPE	
8	0654350	TEE, STREET, 1/2 PIPE, 3750 X 8	
9	2023349	ELBOW, 1/2 MPT X 1/2 TUBE	2
10	1507631	INDICATOR, LOW PRESSURE, 60 PSI	
11	2023356	CONNECTOR, 1/2 MPT X 5/8 TUBE	
12	2008274	ELBOW, 90 DEG. STREET, 3400 X 8	
13	2023380	CONNECTOR, 1/2 MPT X 1/2 TUBE	
14	2027159	BUSHING, PIPE, 1/2 X 1/4	

QUANTITY REQUIRED IS ONE UNLESS OTHERWISE SPECIFIED.

JUNCTION BLOCK ASSEMBLY (FRONT)

DR. 9-18-89	BY D. Wms.	FRT	8009607	REV
APP.	BY	FRT	8009607	REV

© 1989 BLUE BIRD BODY COMPANY ALL RIGHTS RESERVED



JUNCTION BLOCK ASSEMBLY (FRONT)

KEY NO.	PART NO.	DESCRIPTION	QTY REQ'D
1	2023083	FITTING, MANIFOLD	5
2	2023513	PLUG, PIPE, 1/4	
3	2009595	PLUG, PIPE	
4	2023182	CONNECTOR, 1/4 MPT X 3/8 TUBE	
5	2023224	CONNECTOR, 1/4 MPT X 3/8 TUBE	

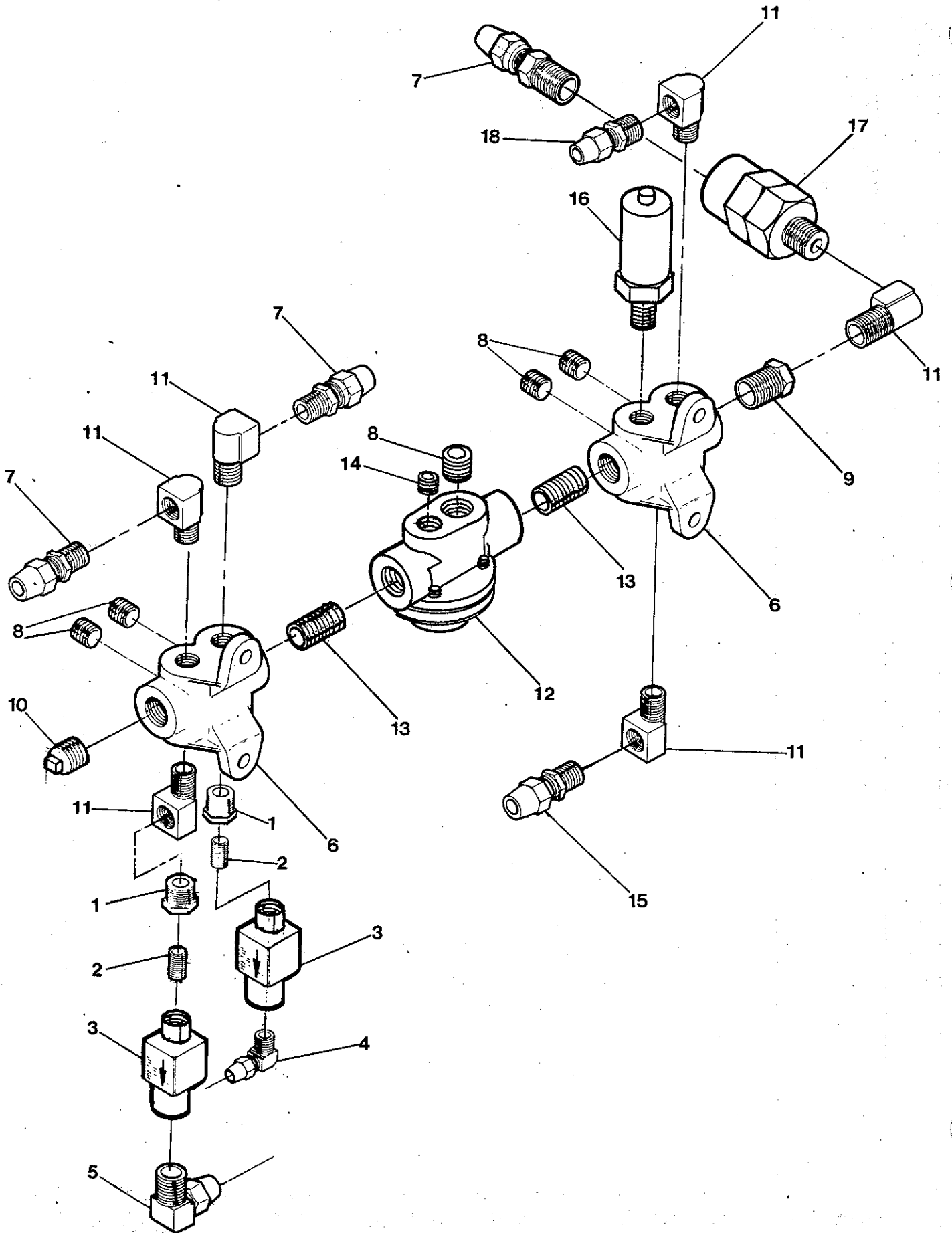
QUANTITY REQUIRED IS ONE UNLESS OTHERWISE SPECIFIED.

REVISED 10-29-90

2188P

43

JUNCTION BLOCK ASSEMBLY (REAR)

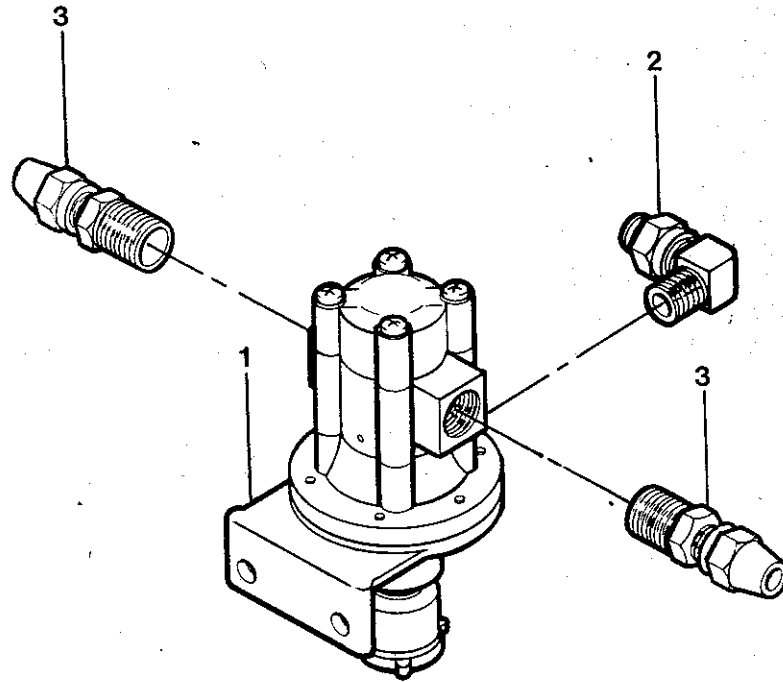


JUNCTION BLOCK ASSEMBLY (REAR)

KEY NO.	PART NO.	DESCRIPTION	QTY REQ'D
1	2008050	BUSHING, BRASS	2
2	1120195	NIPPLE, 1/8	2
3	1164870	VALVE, CHECK, 1/4 PIPE	2
4	0654301	ELBOW, 1/8 MALE PIPE X 3/8 TUBE	
5	2023786	ELBOW, MALE, 1/4 TUBE X 1/8	
6	2023083	FITTING	2
7	2023182	CONNECTOR, 1/4 MPT, X 3/8 TUBE	3
8	2023513	PLUG, PIPE, 1/4 IN	7
9	2027134	BUSHING, PIPE, 3/8 X 1/4	
10	2009595	PLUG, PIPE, 3/8	
11	2027233	ELBOW, 1/4 STREET	6
12	0522508	VALVE, PRESSURE PROTECTION, 65 PSI	
13	2027183	NIPPLE, 1/4 CLOSE	2
14	2027118	PLUG, 1/8 IN. PIPE, 3151 X 2	
15	2023224	CONNECTOR, 1/4 MPT X 1/4 TUBE	3
16	0839019	VALVE, SAFETY, 1/4 MALE PIPE	
17	0962183	FILTER, AIR	
18	0754846	TEE, 1/4 MALE PIPE, X 3/4 TUBE X 3/8 TUBE	

QUANTITY REQUIRED IS ONE UNLESS OTHERWISE SPECIFIED.

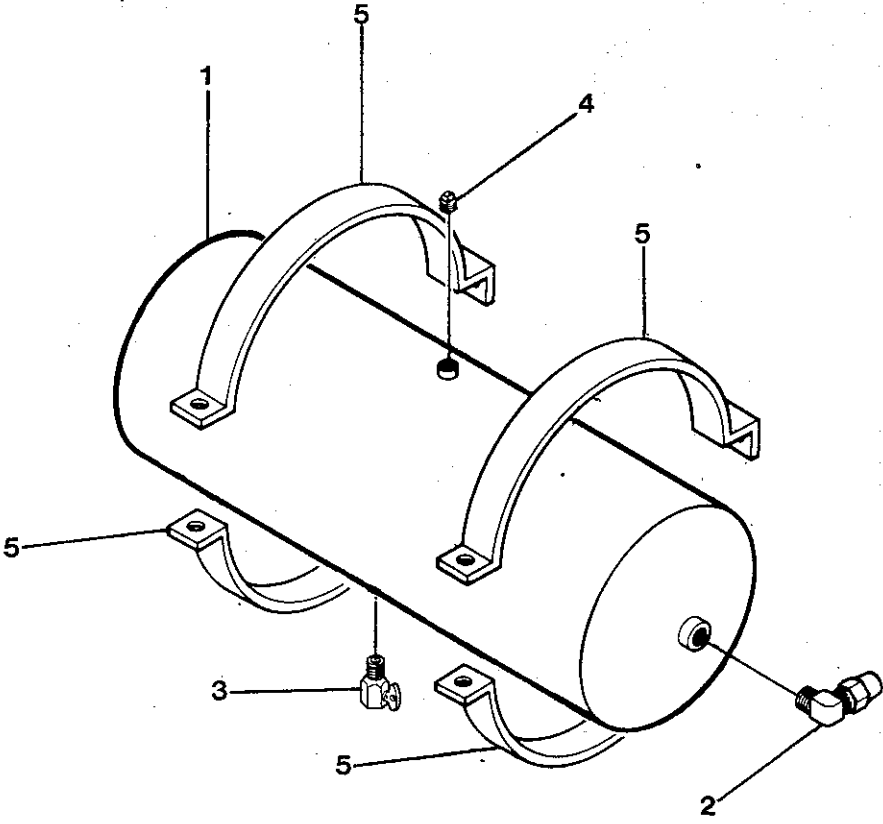
RELAY VALVE ASSEMBLY (FRONT & RH RR)
AIR SUSPENSION DUMP



RELAY VALVE ASSEMBLY (FRONT & RH RR)
AIR SUSPENSION DUMP

KEY NO.	PART NO.	DESCRIPTION	QTY REQ'D
1	0982280	VALVE, RELAY, PILOT CONTROL	2
2	2023786	ELBOW, 1/8 MPT X 1/4 TUBE	
3	2023224	CONNECTOR, 1/4 MPT X 1/4 TUBE	

AUXILIARY WET TANK ASSEMBLY



AUXILIARY WET TANK ASSEMBLY

KEY NO.	PART NO.	DESCRIPTION	QTY REQ'D
1	0754929	RESERVOIR 8 X 26, 1240 CU. IN.	
2	2023349	ELBOW, 1/2 MPT X 1/2 TUBE	
3	1110188	COCK DRAIN RESERVOIR	
4	0417550	PLUG, 1/2 PIPE	
5	0850578	BRACKET, MOUNTING, AIR RESERVOIR, 8 IN.	2

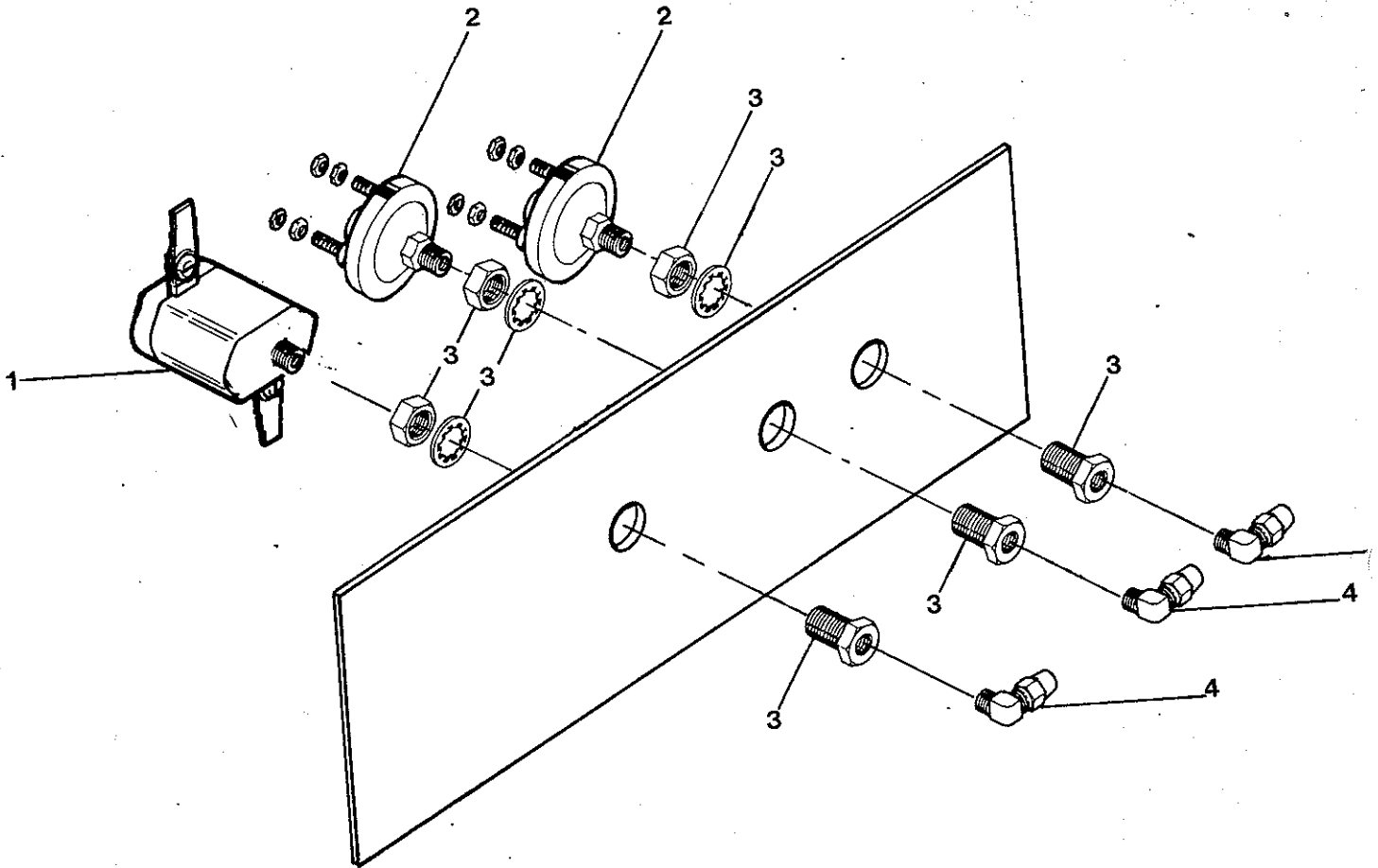
QUANTITY REQUIRED IS ONE UNLESS OTHERWISE SPECIFIED.

REVISED 10-29-90

2188P

49

BRAKE LIGHT SWITCH ASSEMBLY

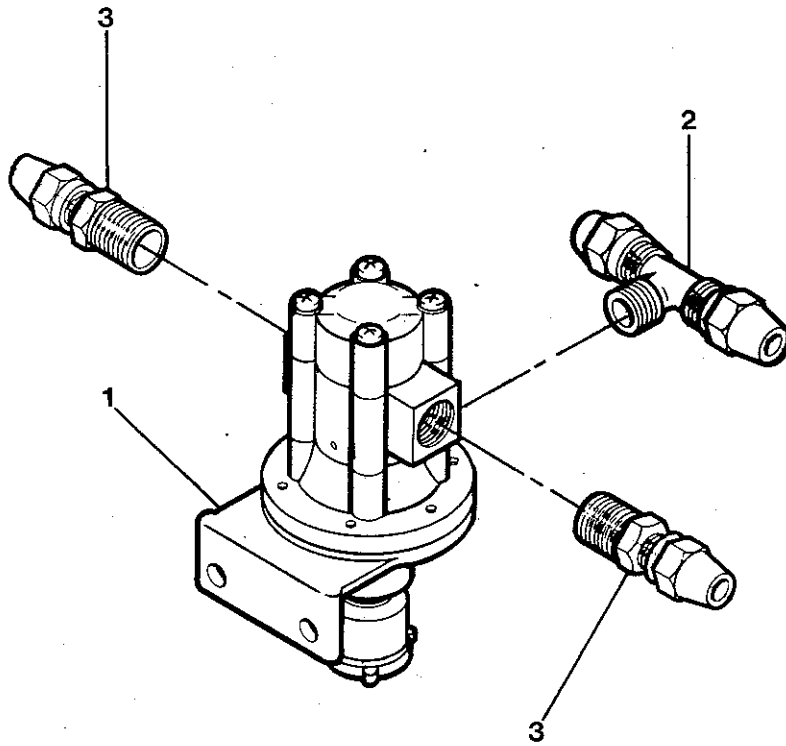


BRAKE LIGHT SWITCH ASSEMBLY

KEY NO.	PART NO.	DESCRIPTION	QTY REQ'D
1	0982918	INDICATOR, LOW PRESSURE	
2	0998740	SWITCH, STOP LIGHT	2
3	2023232	COUPLING, ANCHOR	3
4	2023935	ELBOW, 1/4 MPT X 1/4 TUBE	2

QUANTITY REQUIRED IS ONE UNLESS OTHERWISE SPECIFIED.

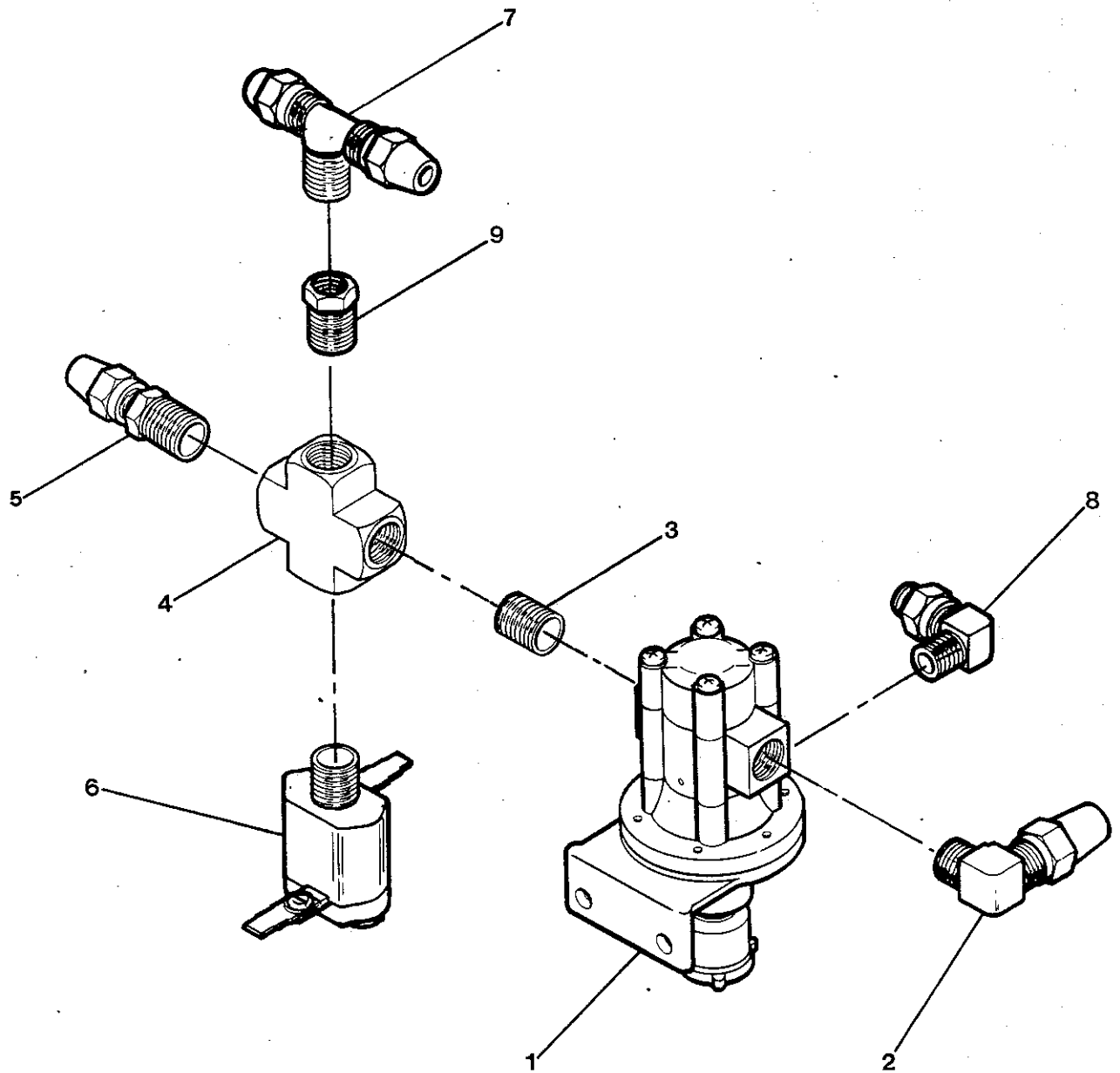
RELAY VALVE ASSY (L.H. REAR)



RELAY VALVE ASSY (L.H. REAR)

KEY NO.	PART NO.	DESCRIPTION	QTY REQ'D
1	0982280	VALVE, RELAY, PILOT CONTROL	
2	0982272	TEE, 1/8 MPT X 1/4 TUBE X 1/4 TUBE	
3	2023224	CONNECTOR, 1/4 MPT X 1/4 TUBE	

RELAY VALVE ASSY (TAG AXLE) AIR SUSPENSION DUMP



RELAY VALVE ASSY (TAG AXLE) AIR SUSPENSION DUMP

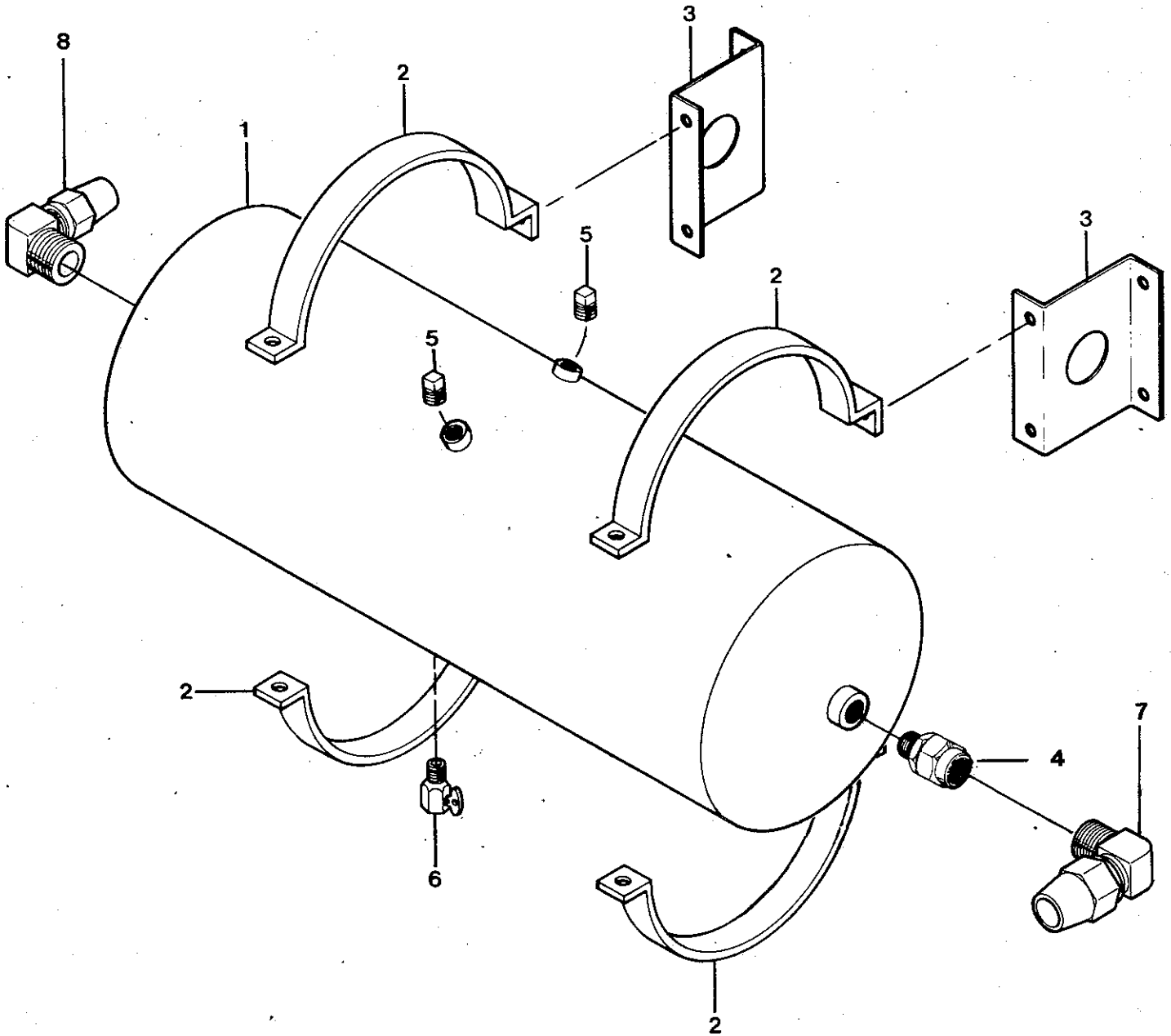
KEY NO.	PART NO.	DESCRIPTION	QTY REQ'D
1	0982280	VALVE, RELAY, PILOT CONTROL	
2	2023190	ELBOW, 1/4 MPT X 3/8 TUBE	
3	2027183	NIPPLE	
4	0559054	CROSS, 1/4 FEMALE PIPE	
5	2023224	CONNECTOR, 1/4 MPT X 1/4 TUBE	
6	0982918	INDICATOR, LOW PRESSURE, CP-3, 30 PSI	
7	0982272	TEE, 1/8 MPT X 1/4 TUBE X 1/4 TUBE	
8	2023786	ELBOW, 1/8 MPT X 1/4 TUBE	
9	2008050	BUSHING, BRASS 1/8 FPT X 1/4 MPT	

QUANTITY REQUIRED IS ONE UNLESS OTHERWISE SPECIFIED.

FRONT RESERVOIR TANK ASSEMBLY

DR. 8-28-87 BY D.Wms			
APP.	BY	FRT	REV

© 1988 BLUE BIRD BODY COMPANY ALL RIGHTS RESERVED

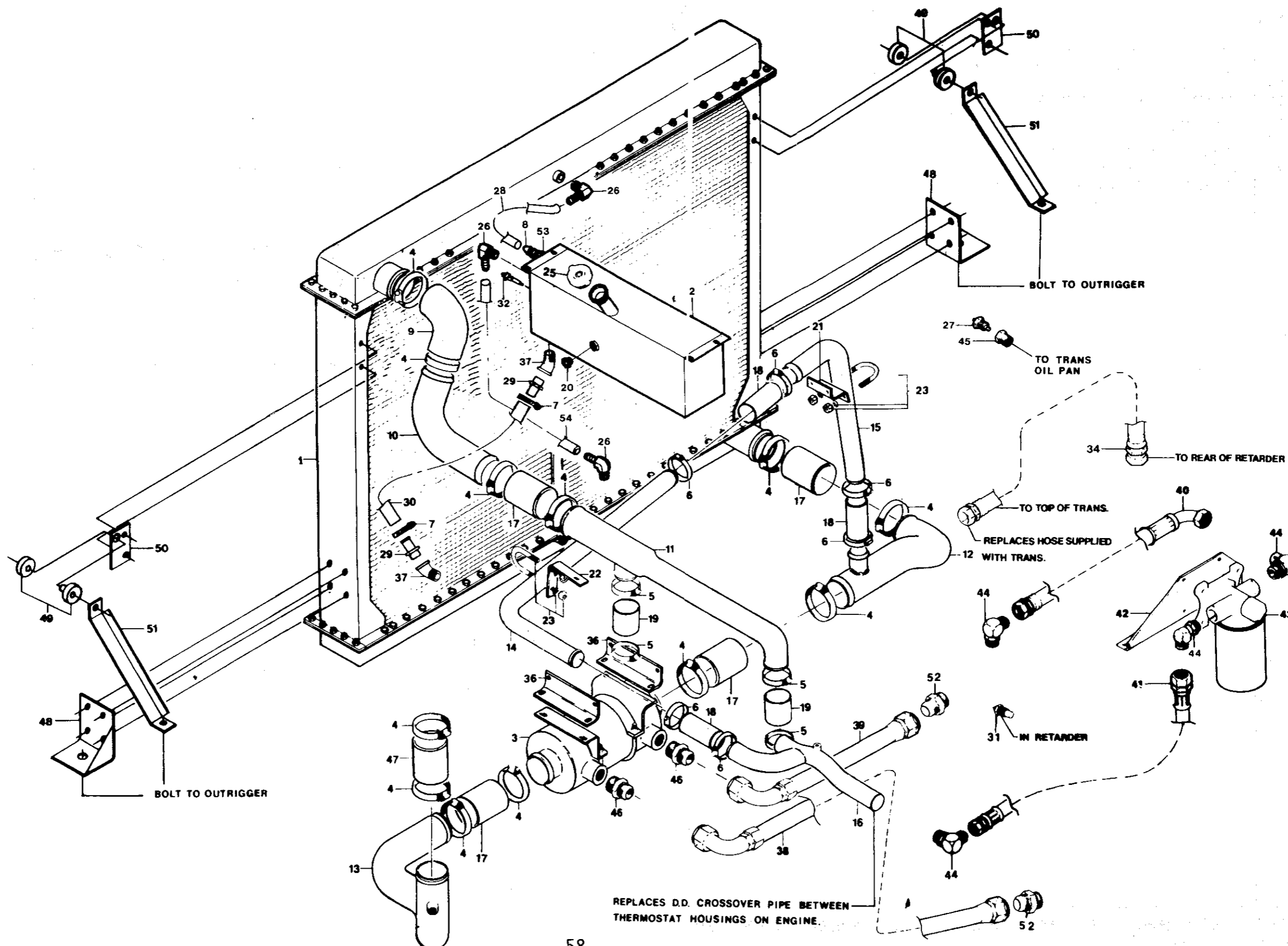


FRONT RESERVOIR TANK ASSEMBLY

KEY NO.	PART NO.	DESCRIPTION	QTY REQ'D
1	0991513	RESERVOIR, 9 1/2 X 27-1760 CU. IN.	
2	0850586	BRACKET, MOUNTING, 9 1/2 IN, AIR RESERVOIR	4
3	0558080	SPACER, AIR RESERVOIR BRACKET	2
4	0654418	VALVE, SINGLE CHECK, 1/2 PIPE	
5	0417550	PLUG, PIPE 1/2	2
6	1110188	COCK, DRAIN, RESERVOIR	
7	2026706	ELBOW, 49 X 10, 1/2 MPT X 5/8 TUBE FLARE	
8	2023349	ELBOW, 1/2 MPT X 1/2 TUBE	

FOLD-OUT

COOLING, RADIATOR AND TRANSMISSION
 8V92TA
 (BEGINNING W/CSN 971801)



COOLING, RADIATOR AND TRANSMISSION
8V92TA
(BEGINNING W/CSN 971801)

KEY NO.	PART NO.	DESCRIPTION	QTY REQ'D
1	1466395	RADIATOR, G & O, X-3190	
2	1436237	TANK ASSY., DEAERATION	
NI	1146877	SIGHT, GLASS	
3	1125103	COOLER, TRANSMISSION	
4	1106871	CLAMP, HOSE, LINED, 3"	12
5	0964940	CLAMP, HOSE, LINED, 2 1/2"	4
6	1167709	CLAMP, HOSE, LINED 2"	6
7	0870345	CLAMP, HOSE, 1"	2
8	2008134	CONNECTOR, HOSE, 1/8 X 3/8	
9	1135045	ELBOW, 90 DEG., 3" ID X 5 X 6 1/2	
10	1135037	ELBOW, 3" OD., 90 DEG., TRANSMISSION COOLER	
11	1303783	CONNECTOR, RADIATOR, UPPER	
12	1155555	CONNECTOR ASSY., RADIATOR TO OIL COOLER	
13	1155563	CONNECTOR ASSY., OIL COOLER TO ENGINE	
14	1158088	TUBE, UPPER, WATER BY-PASS	
15	1158096	TUBE, LOWER, WATER BY-PASS	
16	1158070	TUBE ASSY., WATER BY-PASS	
17	0920611	HOSE, RADIATOR, SILICON 3" ID	3
18	0870378	HOSE, UPPER, RADIATOR, 1 3/4 ID., SILICON	3
19	0964932	HOSE, RADIATOR, 2 1/4" (2 1/2" LONG)	2
20	1300672	COUPLING, 30 FL SW, 1/2 TUBE X 13/32 FEM	3
21	1158104	BRACKET, MOUNTING, TUBE, WATER BY-PASS, FRONT	
22	1158682	BRACKET, MOUNTING, TUBE, WATER BY-PASS, REAR	
23	1204403	CLAMP, U-BOLT, 1 3/4 DIA.	2
24	1140417	NECK ASSY., FILLER, DEAERATION TANK	
25	0522052	CAP, RADIATOR, PRESSURE, 7 PSI	
26	1409093	ELBOW, BARBED, INSERT, 3/8 HOSE	3
27	1078781	SENDER, TEMP., 1/2 PIPE	
28	1361468	HOSE	4
29	0315200	ADAPTER, HEATER, 3/4 PIPE X 1 HOSE	2
30	1143866	HOSE, HEATER, 1" I.D. SILICON (18" LONG)	
31	1197920	SENDER, OIL TEMP., TRANS W/RETARDER	
32	1365295	SENDER, OIL COOLANT LEVEL	
33	1158120	PLATE, ORIFICE, WATER BY-PASS	
34	1252097	HOSE ASSY., CONV.	
35	2009033	BUSHING, PIPE, 1/4 X 3/8	
36	1155571	ANGLE, MOUNTING, TRANSMISSION OIL COOLER	2
37	2009272	ELBOW, STREET, 3/4, 45 DEG.	2
38	1424480	HOSE ASSY., OIL COOLER	
39	1424498	HOSE ASSY., OIL COOLER	
40	1124874	HOSE ASSY., 1" WIRE BRAID	
41	1124882	HOSE ASSY., 1" WIRE BRAID	
42	1424464	BRACKET, MOUNTING, TRANSMISSION FLUID FILTER	
43	1124916	FILTER ASSY., FLUID, TRANSMISSION	
NI	3831302	FILTER ELEMENT	
44	1056076	ADAPTER, 37 DEG. STEEL FLARE	4
45	0618512	BUSHING, PIPE, 1/2 X 1	
46	1128552	CONNECTOR, PIPE, 37 DEG. FLARE	2
47	0920611	HOSE, RADIATOR, SILICON, 3" I.D.	2

QUANTITY REQUIRED IS ONE UNLESS OTHERWISE SPECIFIED.

COOLING, RADIATOR AND TRANSMISSION
8V92TA
(BEGINNING W/CSN 971801)

KEY NO.	PART NO.	DESCRIPTION	QTY REQ'D
48	1168798	BRACKET ASSY., MOUNTING, RADIATOR	2
49	1106822	ISOLATOR, 3/8 NEOPRENE	4
50	1168814	PLATE, MOUNTING, STABILIZER, RADIATOR	2
51	1168822	ANGLE, STABILIZER, RADIATOR	2
52	1248145	CONNECTOR, O-RING	2
NI	1246156	SHROUD ASSY., RADIATOR, 8V92TA	
NI	1439058	HEAT SHIELD, WATER RETURN LINE	
53	2008050	BUSHING, BRASS, 1/4 X 1/8	
54	1361468	HOSE, .37 ID	2'
NI	0938548	HOSE, RUBBER 9/32 X 17/32	5'
NI	1435502	CLAMP, HOSE LINED	4

QUANTITY REQUIRED IS ONE UNLESS OTHERWISE SPECIFIED.

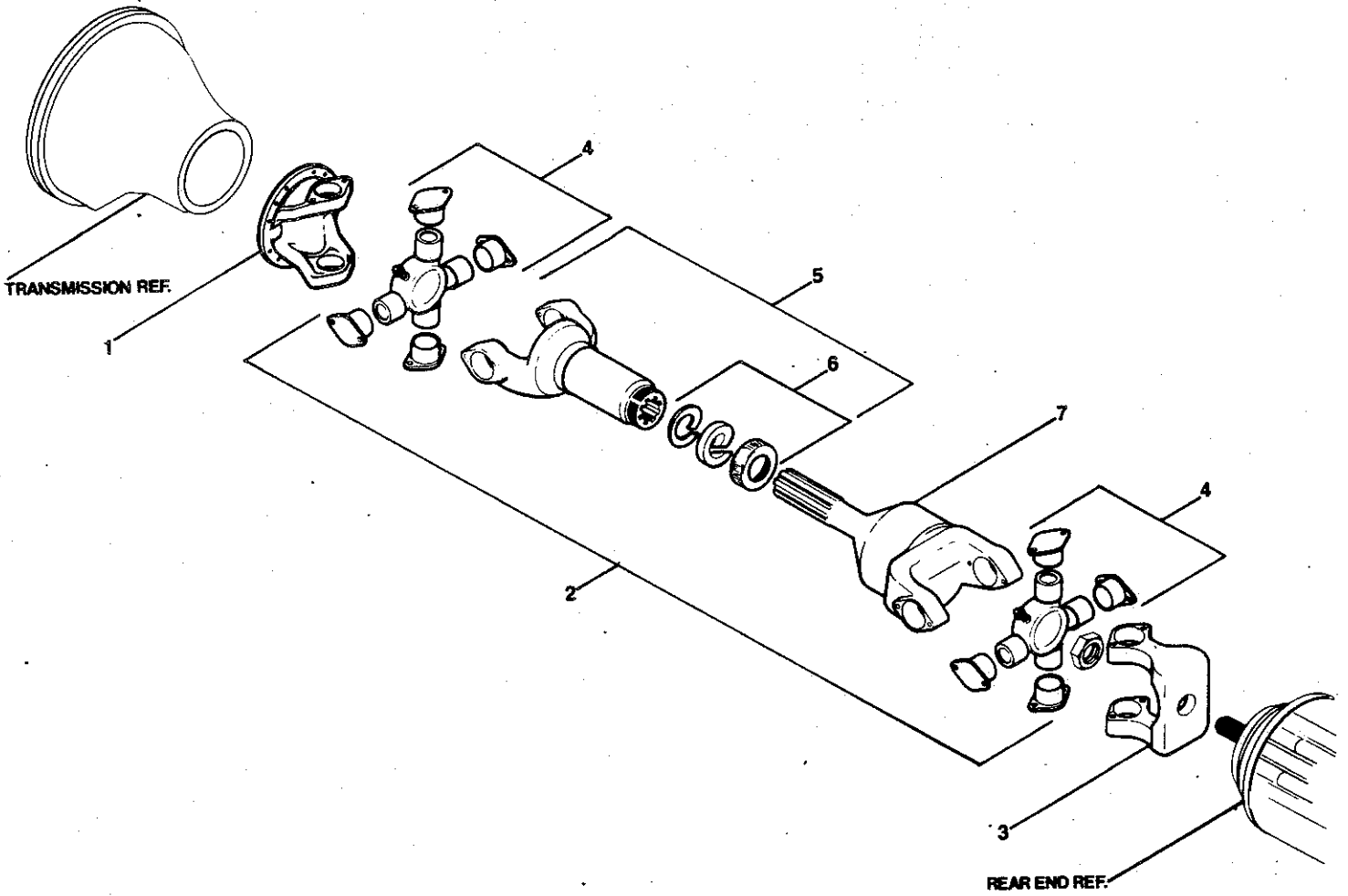


BLUE BIRD

DRIVELINE
1810

DR. 3-24-88 BY LB		8007650	
APP.	BY	FRT	REV

© 1988 BLUE BIRD BODY COMPANY ALL RIGHTS RESERVED



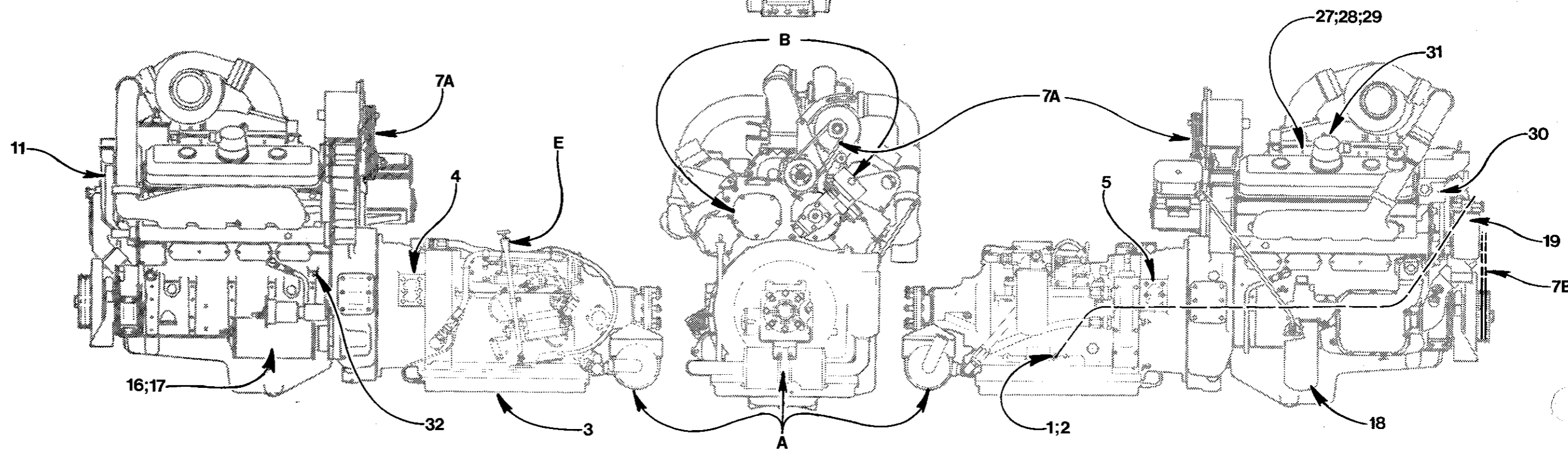
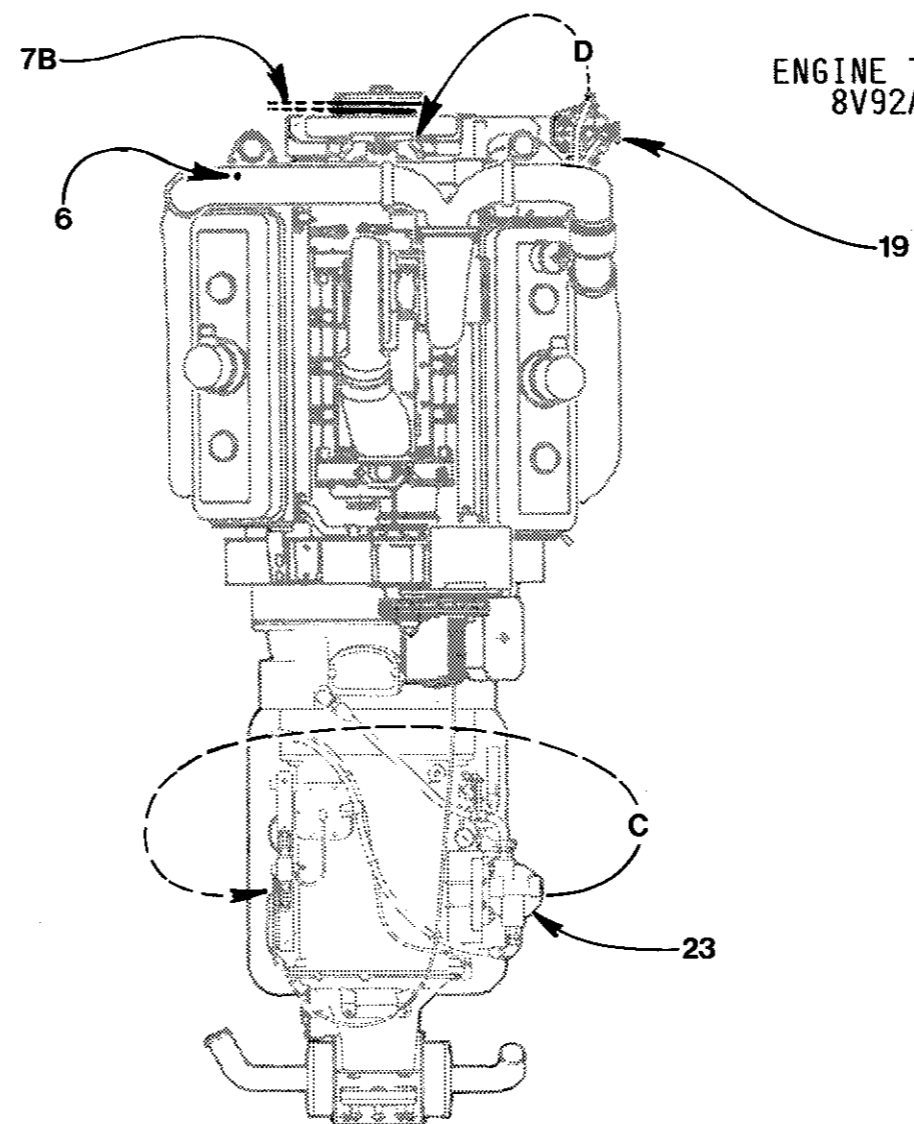
DRIVELINE
1810

KEY NO.	PART NO.	DESCRIPTION	QTY REQ'D
1	1159177	FLANGE, YOKE	
NI	1424357	FLANGE, COMPANION	
2		DRIVESHAFT	
	1424605	233 W.B.	
	1424878	247 W.B.	
3	2139855	YOKE, AXLE END	
4	1160803	KIT, CROSSING BEARING	
5	1160811	SLEEVE, SLIP YOKE	
6	1160829	KIT, DUST CAP & WASHER	
NI	0992610	GUARD, DRIVE SHAFT	
NI	2027431	FITTING, GREASE 1/8 MPT	
7		NOT AVAILABLE SEPARATELY	

FOLD-OUT

ENGINE TRIM
8V92A

- A. NOT A STANDARD BLUE BIRD OPTION; OFFERED BY VENDOR ONLY.
- B. ENGINE IS RECEIVED FROM THE VENDOR WITH COMPRESSOR MOUNTED ON THE ADJACENT ACCESSORY PORT. BLUE BIRD INSTALLS HYDRAULIC PUMP WHERE COMPRESSOR IS SHOWN
- C. FILTER IS REMOVED AT BLUE BIRD AND REMOUNTED ON LEFT SIDE OF THE TRANSMISSION. BRACKET AND MOUNTING HARDWARE ARE LOCATED ON THE TRANSMISSION COOLING DIAGRAM. (SEE TABLE OF CONTENTS)
- D. FILTER MOVED TO THIS LOCATION AT BLUE BIRD
- E. FILL TUBE IS REMOVED AT BLUE BIRD. SEE ITEMS #1, 2.



ENGINE TRIM
8V92TA

KEY NO.	PART NO.	DESCRIPTION	QTY REQ'D
<u>TRANSMISSION & ENGINE INSTALLATION PARTS</u>			
1	1162064	TUBE ASSY., TRANS FILLER	
2	1169564	DIPSTICK, TRANSMISSION	
3	1226661	GUARD, TRANSMISSION OIL PAN	
4	1168996	MOUNT ASSY, ENGINE	
5	1421163	MOUNT ASSY, ENGINE TRANS. LH	
<u>FREON COMPRESSOR</u>			
6	1333194	COMPRESSOR, FREON <i>Clutch</i>	
<u>BELTS</u>			
7A		(SEE ALTERNATOR ILLUSTRATION FOR BELTS)	
7B		(SEE ALTERNATOR ILLUSTRATION FOR BELTS)	
8	1382175	BELT SET, AIR CONDITIONER	1 PR
9	1031806	HEATER, ENGINE BLOCK, 110 VOLT, 1500 WATT	
NI	1343805	O-RING, SUCTION	
NI	1343813	O-RING, DISCHARGE	
NI	1333194	COMPRESSOR, FREON	
NI	1333210	VALVE, SERVICE, SUCTION	
NI	1333202	VALVE, SERVICE, DISCHARGE	
<u>SENDERS</u>			
10	1352053	SENDER, ENGINE OIL PRESSURE	
11	1078781	SENDER, WATER TEMP 1/2 PIPE	
12	1078799	SENDER, 1/8 ENGINE OIL TEMP	
13	0910216	SENDER, TACHOMETER	
14	0910224	TANG, DRIVE, TACH	
15	1197920	SENDER, OIL TEMP TRANS. W/RETARDER	
<u>STARTER MOTOR & ASSOCIATED PARTS</u>			
16	0809103	SWITCH, MAGNETIC STARTER	2
17	1483577	STARTER MOTOR, 12V	
NI	1144286	GASKET, STARTER, MOTOR	
<u>FILTERS</u>			
18	3734209	FILTER, ENGINE OIL	
19	3734175	FILTER, FUEL, SECONDARY	

QUANTITY REQUIRED IS ONE UNLESS OTHERWISE SPECIFIED.

ENGINE TRIM
8V92TA

KEY NO.	PART NO.	DESCRIPTION	QTY REQ'D
		<u>FILTERS</u>	
20	3831310	FILTER, RACOR, 1000 FG	
21	3734191	FILTER, AIR CLEANER	
22		FILTER, TRANS., INTERNAL	
	2159499	HTB 741 (ENDING W/CSN 972825)	
	4296547	HTB 755 (BEGINNING W/CSN 972826)	
23	3831302	FILTER, TRANS., EXTERNAL	
24	2122026	FILTER, HYD. FAN SYSTEM	
25	2138246	FILTER, P/S RESERVOIR	3
		<u>MISC. PARTS</u>	
26	1054378	ALARMSTAT, HIGH TEMP.	
NI	1085588	INHIBITOR, CORROSION NALCOOL	
27	2009025	BUSHING, PIPE, 1/8 X 1/2 (OPT 5630-03)	
28	2009074	BUSHING, PIPE, 1/2 X 3/4 (OPT 5630-03)	
29	0893420	ATOMIZER, 1/8 NPT (OPT 5630-03)	
30	1054089	THERMOSTAT, QUICK START DIESEL	
31	2023935	ELBOW, 1/4 MPT X 1/4 TUBE	
32	0870303	HOSE ASSY	
NI		MODULE, ELECTRONIC, CONTROL UNIT, TRANS.	
	1424373	HTB 741 (ENDING W/CSN 972825)	
	1482470	HTB 755 (BEGINNING W/CSN 972826)	

QUANTITY REQUIRED IS ONE UNLESS OTHERWISE SPECIFIED.



BLUE BIRD

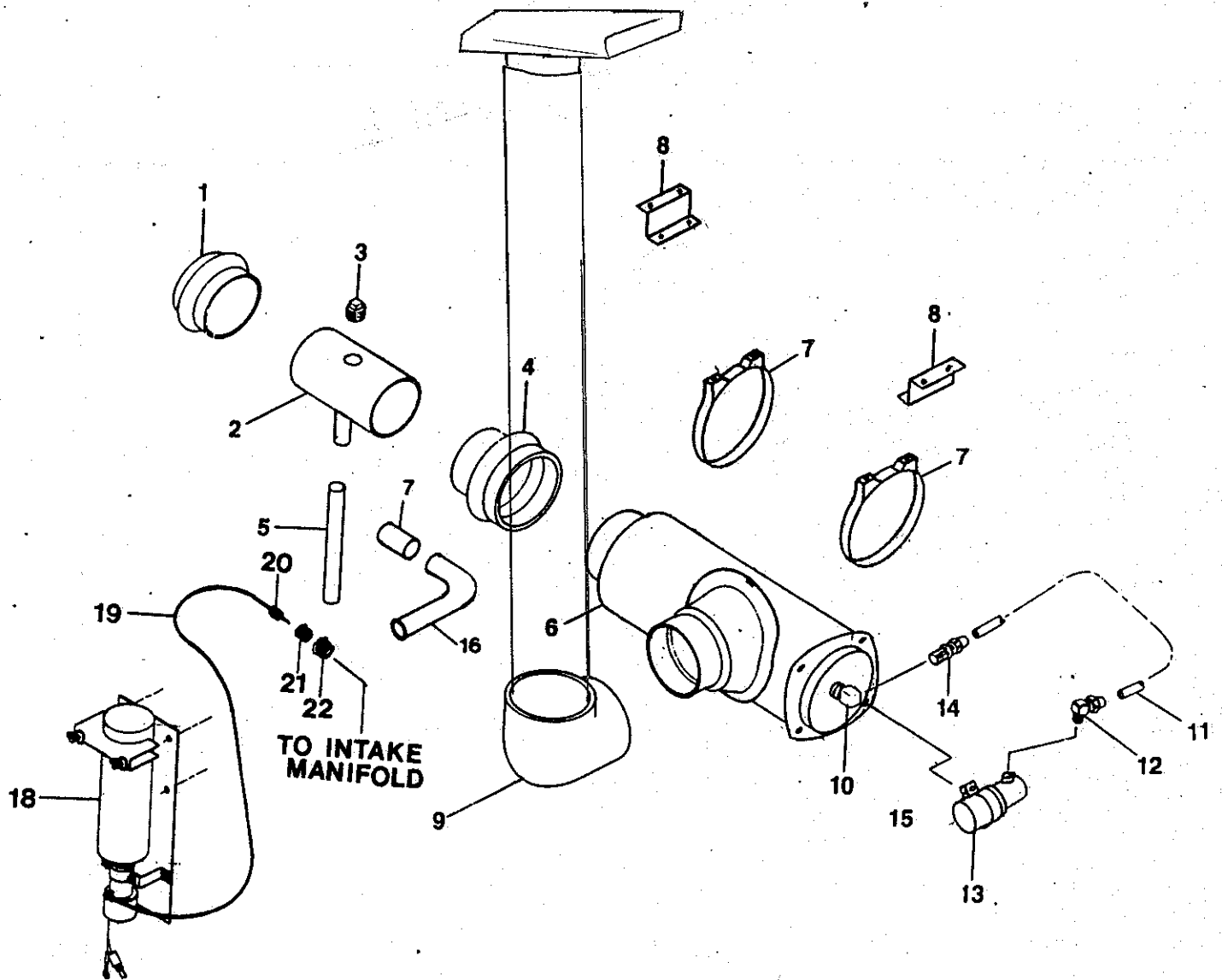
FOLD-OUT

ALTERNATOR
8V92T
(BEGINNING W/CSN 974807)

KEY NO.	PART NO.	DESCRIPTION	QTY REQ'D
1	1492875	ALTERNATOR, 160 AMP	2
NI	4296547	VOLTAGE REGULATOR, 160 AMP	
NI	1049139	CABLE ASSY., ALTERNATOR HOT TO INSUL. STUD	
NI	1447424	WIRE ASSY., ALTERNATOR GROUND	
*	0668285	PULLEY, ALT.	
*	0992388	BELT, SET, 38 X 29	
2	1111483	PULLEY, ALTERNATOR, 2.76 DIA.	
3	0934240	BRACE, AIR PUMP ADJUSTING	
4	1299924	BRACKET ASSY., ALTERNATOR	
5	0964965	BELT SET, MATCHED, 42 5/8 X 3/8	
6	1299585	ADAPTER, PULLEY, ACCESSORY DRIVE	
7	1299593	PULLEY, CRANKSHAFT, ACCESSORY DRIVE, 8	
8	1299577	SPACER, PULLEY, ACCESSORY DRIVE	
9	1299916	BRACKET ASSY., MTG, FREON COMPRESSOR	
10	1362094	BOLT, HEX, 7/16-14 X 3 1/4, GR. 8, ZINC	2
11	2001204	LOCKWASHER, 7/16	2
12	0559195	BOLT, HEX HEAD, 3/8 - 16NC X 1, GR. 8	4
13	0839027	NUT, HEX, 3/8-16, GR. 8, ZINC, LOCKING	4
14	0854844	BOLT, 3/8-24 X 3/4	3
15	1003086	BOLT, HEX, 1/2-13 X 6 1/2	
16	2001212	LOCKWASHER, 1/2"	4
17	1003094	NUT, HEX, 1/2-13, GR. 8	
18	2001204	LOCKWASHER, HEAD, 7/16	5
19	0801894	BOLT, 7/16-14 X 1, GR. 8	3
20	0801928	BOLT, 7/16-14 X 1 1/2, GR. 8	2
21	2028579	LOCKWASHER, 3/8", MEDIUM SPRING	2
22	0854851	CAPSCREW, HEX HD, 3/8-16 X 1 3/4, GR. 8	2
23	1003045	WASHER, FLAT, 17/32 X 1 1/16 X 7/64, HDN	3
24	0803239	BOLT, 1/2-13 X 1 1/2, GR. 8	
25	1167709	CLAMP, HOSE, LINED, 2"	
26	0993899	CLAMP, HOSE, 2-8.5	2
27	1491851	BOOT, ALTERNATOR PROTECTOR	
28	1470467	COVER ASSY., ALTERNATOR PROTECTOR	
29	0416594	HOSE, DEFROSTER, 1 3/4" X 54"	
30	1107937	CLAMP, INSULATES, 2"	
31	1492206	BRACE, ALTERNATOR ADJ. MT. 3	
32	1491810	BRACKET ASSY., ALTERNATOR MTG.	
33	1492560	BRACE, ALTERNATOR MTG.	
34	0803205	CAPSCREW, HEX HD, 1/2-13 X 2, GR. 8	3
35	0850800	NUT, HEX HD, 1/2-13, GR. 8, ZINC, LOCKING	2
*SEE ILLUSTRATION FOR PULLEY AND BELT SET INDICATED			

QUANTITY REQUIRED IS ONE UNLESS OTHERWISE SPECIFIED.

AIR INTAKE
8V92T



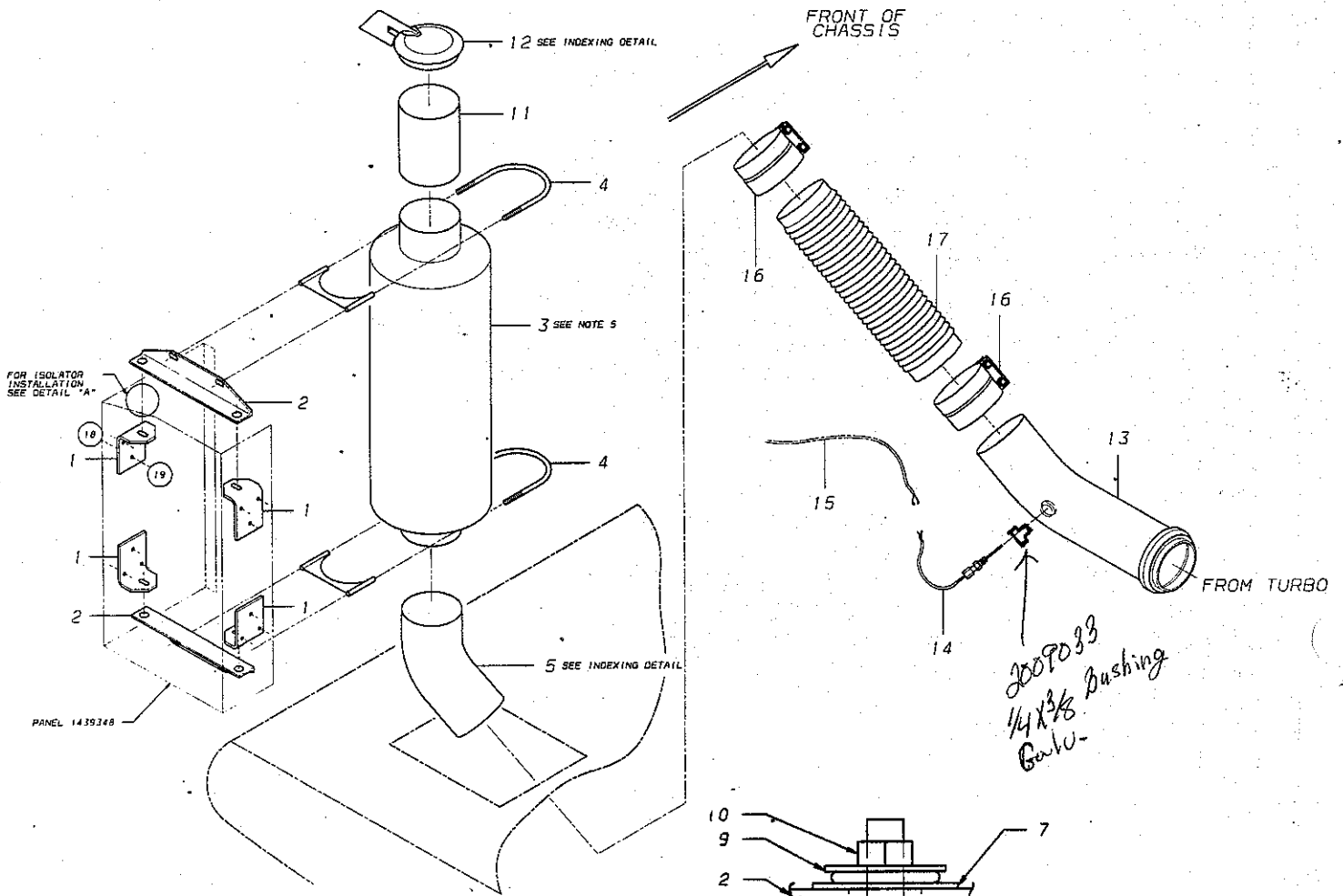
500 HP air cleaner element
FARR D99842-004-B
Blue Bird 1570415

AIR INTAKE
8V92T

KEY NO.	PART NO.	DESCRIPTION	QTY REQ'D
1	0822288	REDUCER, COUPLING 5 1/2 X 5 AIR CLEANER	
2	1124635	TUBE ASSY., AIR INLET, GM 6V-71	
3	0992305	PLUG, PIPE, 1/8 HEX SOCKET 5145009	
4	0993808	HOSE, HUMP, RUBBER 7 TO 5 1/2	
5	1008119	HOSE, 1" SUCTION 19B	25"
6	1070721	AIR CLEANER ASSY., DONALDSON	
7	1107416	CLAMP, MOUNTING AIR CLEANER	2
8	1303155	CHANNEL, AIR CLEANER SUPT	2
9	0920132	ELBOW, RUBBER, 90 DEG., 7"	
10	2027225	ELBOW, 11-6B 1/8 STREET	
11	0654962	TUBING, PLASTIC, 1/4 OD, BLACK TYPE 4	10"
12	2008233	ELBOW, BRASS 69 X 4 1/8 X 1/4	
13	1022102	INDICATOR, SERVICE, AIR CLEANER	
14	2008092	CONNECTOR, FEMALE, 1/4 X 1/4	
NI	0969741	CLAMP, HOSE 2-7"	3
NI	0993899	CLAMP, HOSE 2-8.5	3
15	0948141	CLAMP, HOSE 1036-22	
NI	0654970	INSERT, PLASTIC, TUBING, 1/4	
NI	0870345	CLAMP, HOSE 1"	4
16	0281303	TUBING, BRASS, ELBOW 90	
17	1008119	HOSE, 1", SUCTION	3"
18	0893362	CYLINDER, QUICK START AID	
NI	1275221	BRACKET, MTG, QUICK START KIT	
19	1004621	TUBING, PLASTIC, 1/8 OD, BLACK	8'
20	0893420	ATOMIZER, 1/8 MPT	
21	2009025	BUSHING, PIPE, 1/8 X 1/2	
22	2009074	BUSHING, PIPE, 1/2 X 3/4	

QUANTITY REQUIRED IS ONE UNLESS OTHERWISE SPECIFIED.

EXHAUST SYSTEM 8V92T



DETAIL 'A'
(TYP. 4 PLACES)

EXHAUST SYSTEM
8V92T

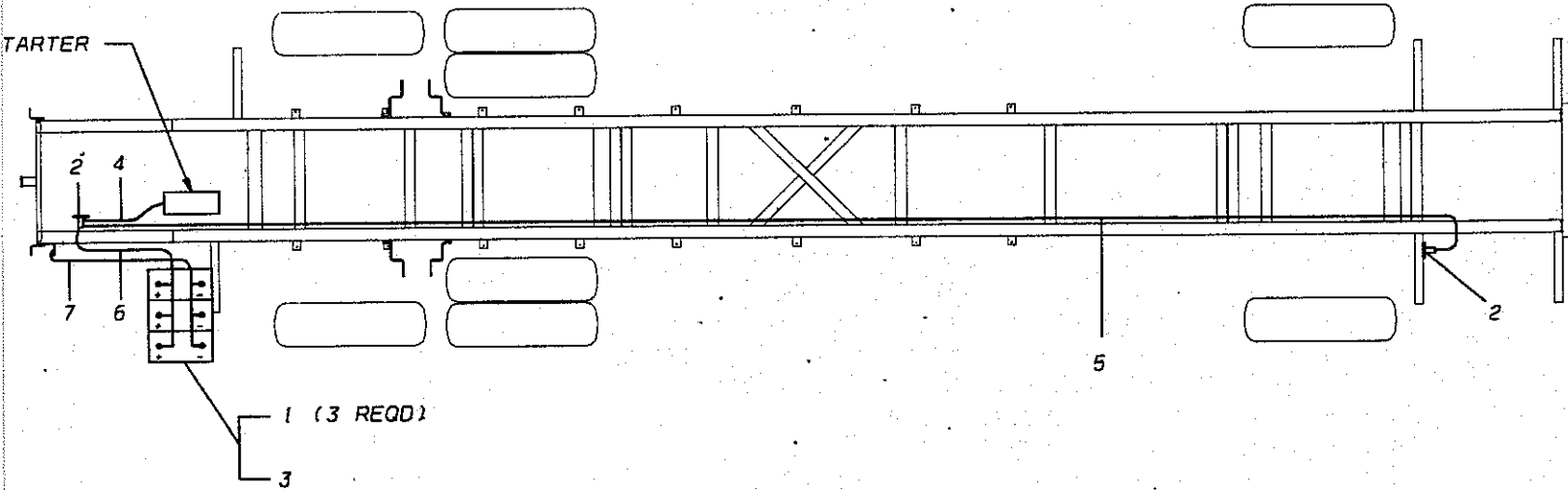
KEY NO.	PART NO.	DESCRIPTION	QTY REQ'D
1	1436138	BRACKET, MUFFLER SUPPORT, ROOF EXIT EXHAUST	4
2	1436120	ANGLE, MUFFLER SUPPORT, ROOF EXIT EXHAUST	2
3	1436146	MUFFLER, 5.00 INLET	2
4	0993915	CLAMP, EXHAUST PIPE, 5"	2
5	1436104	PIPE, EXHAUST, ROOF EXIT	4
6	1327428	ISOLATOR, RUBBER	8
7	0958504	WASHER, FLAT, 1 1/2 X 3/4 X 1/16 THK, NYLON	4
8	2028363	BOLT, HEX HD, 3/8-16 X 1 1/4	4
9	1328632	WASHER, FLAT	4
10	0839027	NUT, HEX, 3/8-16, GR. 8	4
11	1436112	TAILPIPE, EXHAUST, ROOF, EXIT	
12	1436153	RAINCAP, 5.00", CHROME	
13	1436088	PIPE ASSY., EXH, TURBO, ROOF EXIT	
14	1086156	THERMOCOUPLE, 4 TO 6 EXHAUST	
15	1086164	WIRE, LEAD, 12 FT.	
16	1250851	CLAMP, EXHAUST, WIDE BAND, 5"	2
17	1436161	CONNECTOR, FLEXIBLE EXH, 5.00 ID X 5.00 OD	
18	2001394	RIVNUT, NC, 1/4	12
19	1044650	CAPSCREW, HEX, SER 1/4-20	12

QUANTITY REQUIRED IS ONE UNLESS OTHERWISE SPECIFIED.

BATTERY CABLE ARRANGEMENT

DR. 11-20-89 BY MPR	→	1477892	REV
APP. 11-20-89 BS	FRT		

© 1989 BLUE BIRD BODY COMPANY ALL RIGHTS RESERVED



BATTERY CABLE ARRANGEMENT

KEY NO.	PART NO.	DESCRIPTION	QTY REQ'D
1	1361682	BATTERY, 12 VOLT	
2	0553131	TERMINAL, BATTERY CABLE JUNCTION	
3	1142173	ANGLE, BATTERY CLAMPING, FINISHED	
4	0997536	CABLE ASSY., STARTER SOLENOID TO CHASSIS RAIL	
5	3785284	CABLE ASSY., 4/0 FRONT STUD TO REAR STUD	
6	1478106	CABLE ASSY., BATTERY, POSITIVE	
7	1478114	CABLE ASSY., BATTERY, NEGATIVE	
NI	1478056	TRAY ASSY., BATTERY	
NI	3741683	BOLT, GENERATOR BATTERY TIE DOWN	2
NI	2001444	NUT, WING, 5/16-18	2
NI	2001055	WASHER, FLAT, 11/32 X 1 1/4 X 5/32	2

QUANTITY REQUIRED IS ONE UNLESS OTHERWISE SPECIFIED.

ELECTRICAL COMMON PARTS

KEY NO.	PART NO.	DESCRIPTION	QTY REQ'D
NI	0521781	RELAY, HORN	
NI	1361690	BREAKER, CIRCUIT, 20AMP	
NI	1365014	BREAKER, CIRCUIT, 5AMP	
NI		HARNES, WIRING, CHASSIS	
	1478957	(ENDING W/CSN 973961)	
	1486729	(BEGINNING W/CSN 973962)	
NI	1429729	HARNES, WIRING, ENGINE	
NI		MODULE, CONTROL UNIT, ELEC. TRANS.	
	1424373	HTB 741 (ENDING W/CSN 972825)	
	1482470	HTB 755 (BEGINNING W/CSN 972826)	
NI	1249382	SWITCH, IGNITION	
NI	1289909	HORN ASSY., HIGH NOTE	
NI	1289917	HORN ASSY., LOW NOTE	
NI		BOX ASSY., REAR CONTROL	
	1445527	(ENDING W/CSN 973961)	
	1485531	(BEGINNING W/CSN 973962)	
NI	1209139	SENSOR ASSY., TRANS. RETARDER	

QUANTITY REQUIRED IS ONE UNLESS OTHERWISE SPECIFIED.



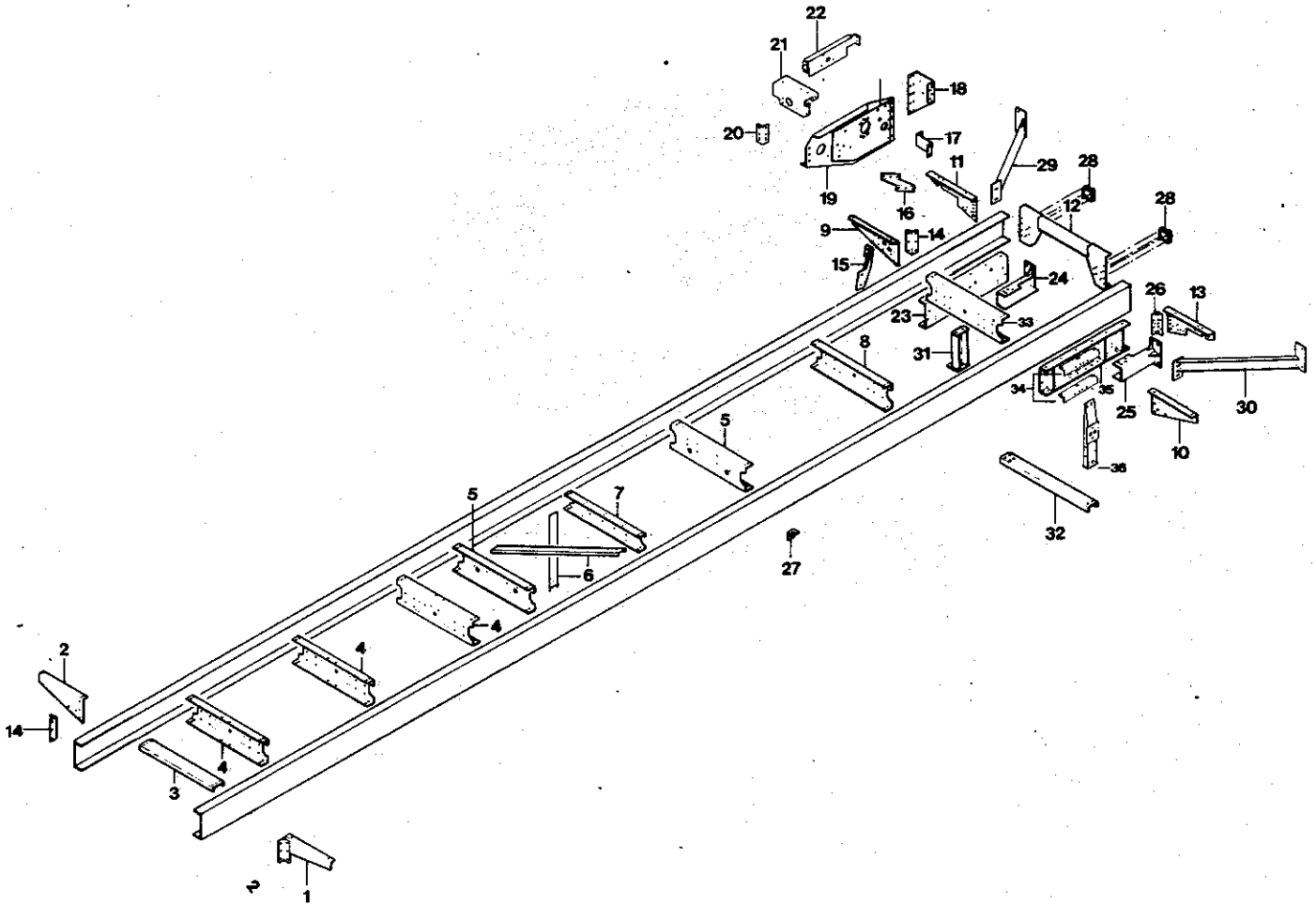
BLUE BIRD

MAIN FRAME

DR. 9-15-87 BY BEV	1298694
APP. 9-17-87 BY <i>SK</i>	

FRONT

© 1985 BLUE BIRD BODY COMPANY
ALL RIGHTS RESERVED




MAIN FRAME

KEY NO.	PART NO.	DESCRIPTION	QTY REQ'D
1	1441534	ANGLE, TIEDOWN, BODY REAR LH	
2	1258193	OUTRIGGER, REAR, RH	
3	1114032	CROSSMEMBER, HORIZONTAL	
4	1149152	CROSSMEMBER, SUSPENSION, REAR	4
5	1149145	CROSSMEMBER, MIDSHIP 10 1/8 FRAME	2
6	0102467	BRACE, CROSS, CHASSIS FRAME	2
7	1268689	CROSSMEMBER, MIDSHIP, WITH INSERT	
8	1149160	CROSSMEMBER, SUSPENSION, FRONT	
9	0996538	OUTRIGGER, REAR, LH	
10	1441542	OUTRIGGER ASSY., REAR RH	
11	1484583	OUTRIGGER, FRONT, LH	
12	1019223	CROSSMEMBER ASSY., FRONT	
13	1483809	OUTRIGGER, FRONT, RH	
14	1215250	ANGLE, REAR OUTRIGGER, RH	2
15	1274042	BRACE ASSY., OUTRIGGER TO FRAME	
16	1429539	BRACKET, SUPPORT, STEERING GEAR BRKT, REAR	
17	1429513	BRACKET, SUPPORT, STEERING GEAR BRKT, FRONT	
18	1274018	BRACKET, FRONT OUTRIGGER & STEERING GEAR	
19	1420975	BRACKET ASSY., MTG., STEERING GEAR	
20	0995316	ANGLE, STEERING GEAR BRKT., MOUNT, REAR	
21	1274075	BRACKET, BRACKET & CLUTCH, STEERING GEAR	
22	1305184	BRACKET, MOUNTING ELEC. TERMINAL BLOCK	
23	1297522	BRACKET ASSY., GENERATOR SUPPORT	
24	1453448	BRACKET ASSY., MTG., FRONT BUMPER, LH	
25	1453430	BRACKET ASSY., MTG., FRONT BUMPER, RH	
26	1021773	ANGLE, FRONT OUTRIGGER	
27	1107218	ANGLE, TIE DOWN, 10 1/8 FRAME	2
28	1170943	TOW EYE, REWORKED	2
29	1311968	BRACE ASSY., FRONT BUMPER, LH	
30	1331313	BRACE ASSY., CORNER, FRT. ALUM. BUMPER, RH	
31	1290006	SUPPORT ASSY., GENERATOR CROSSMEMBER	
32	1331297	CROSSMEMBER, GENERATOR SUPPORT	
33	1315159	CROSSMEMBER, FRONT SUSPENSION, FRONT	
34	1029743	ANGLE, ATTACHING, BRACKET ASSY., GENERATOR, CROSSMEMBER-SUPPORT	2
35	1278506	BRACKET ASSY., GENERATOR SUPPORT	
36	1150887	BRACKET ASSY., CROSSMEMBER SUPPORT, GENERATOR, RH	

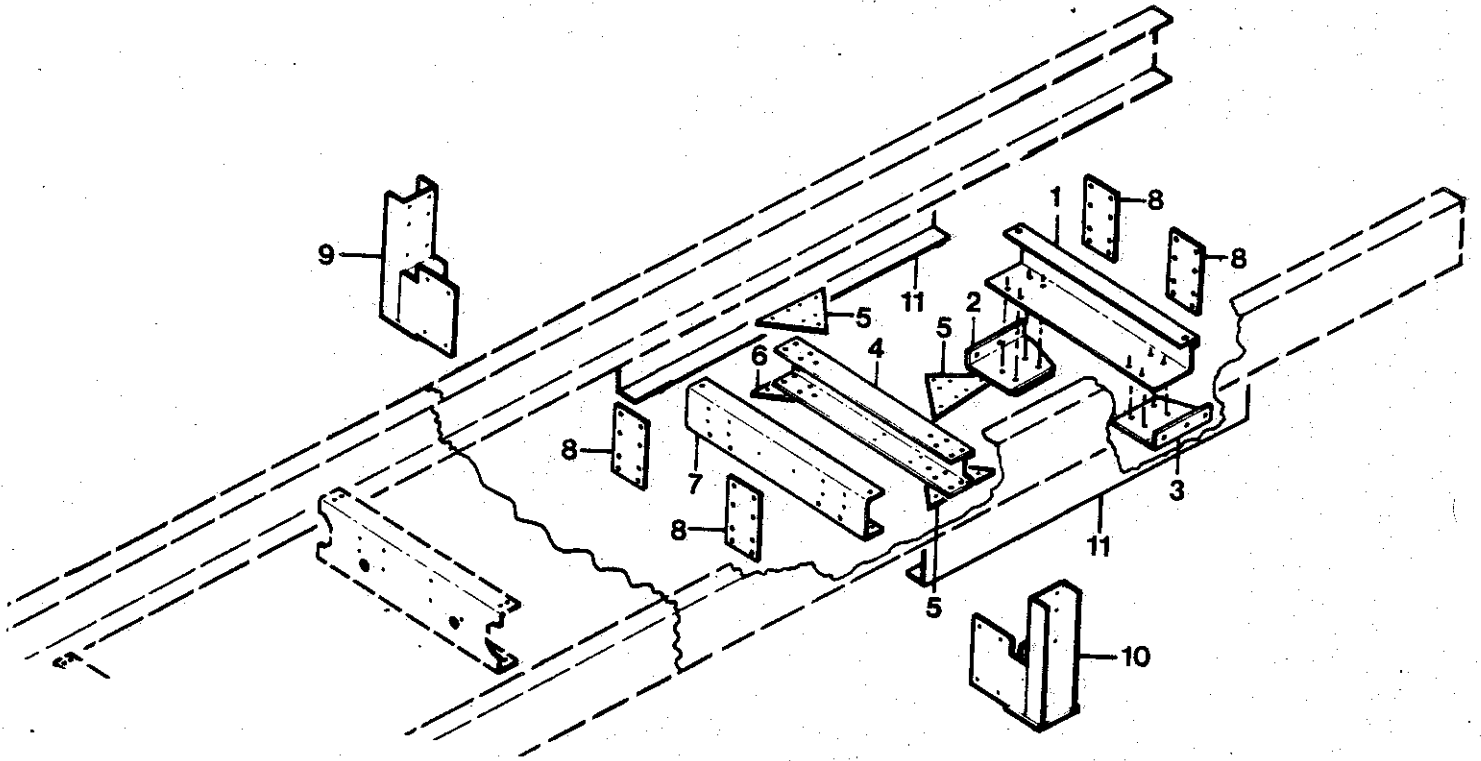
QUANTITY REQUIRED IS ONE UNLESS OTHERWISE SPECIFIED.

FRONT SUB FRAME

	DR. 9-30-86 BY DBW	1299338
	APP. 9-30-86 BY RRE	

FRONT

© 1985 BLUE BIRD BODY COMPANY
ALL RIGHTS RESERVED 

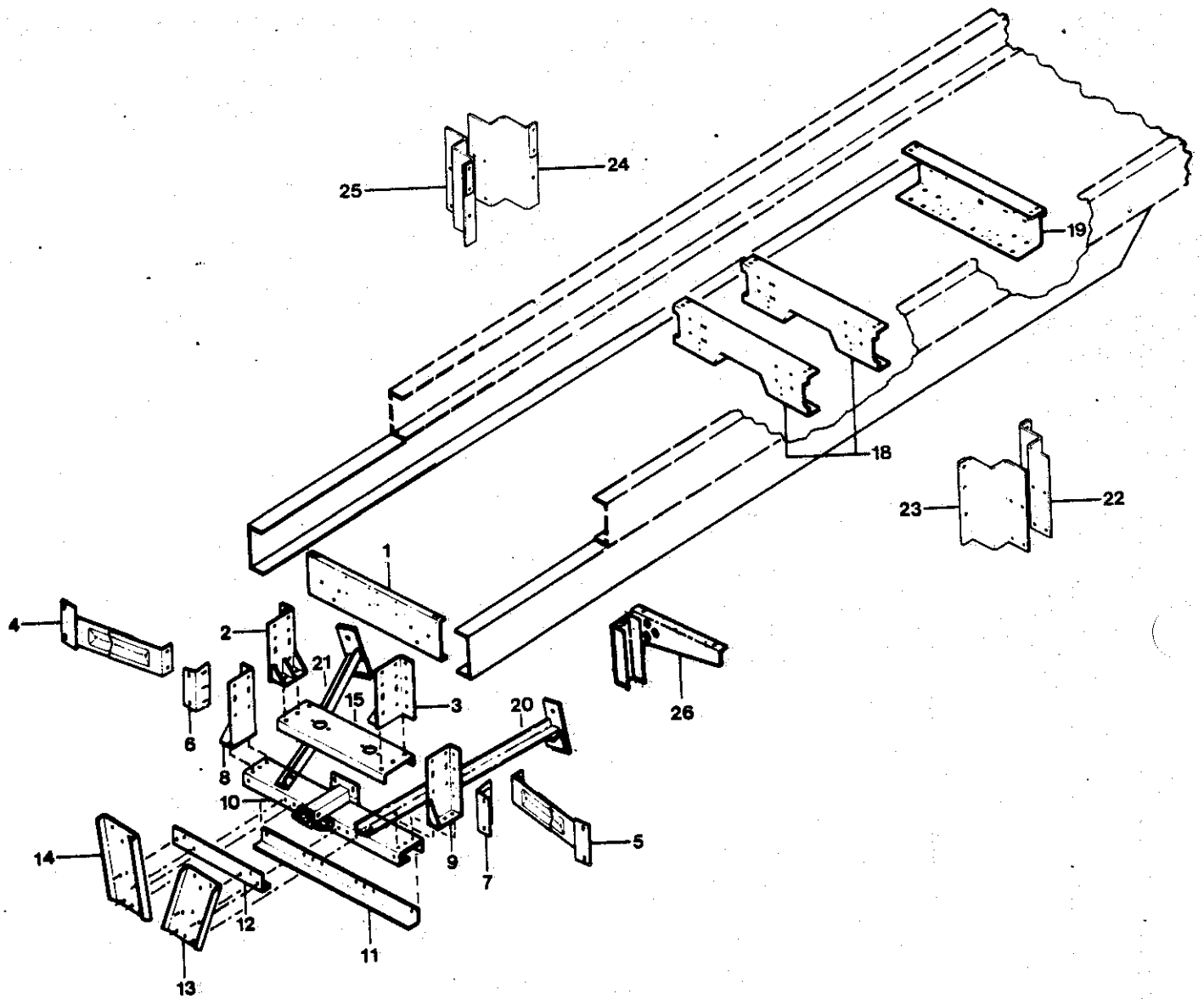


FRONT SUB FRAME

KEY NO.	PART NO.	DESCRIPTION	QTY REQ'D
1	1278050	CROSSMEMBER, FRONT SUSPENSION FRONT	
2	1278449	GUSSET ASSY., FRONT SUSP., FRONT CROSSMEMBER, LH	
3	1278431	GUSSET ASSY., FRONT SUSP., FRONT CROSSMEMBER, RH	
4	1278035	CROSSMEMBER, FRONT SUSPENSION, REAR	
5	0961664	GUSSET, FRONT SUSP., REAR C/M, LH	3
6	1278027	GUSSET, FRONT SUSP., REAR CROSSMEMBER, LH	
7	1278043	CROSSMEMBER, FRONT SUB FRAME, REAR	
8	1278019	PLATE, SUB FRAME TO FRAME	4
9		(PART OF LEVELING JACK ASSY.)	
10		(PART OF LEVELING JACK ASSY.)	
NI	3880655	LEVELING JACK ASSY.	2
11	1278464	SUB FRAME RAIL FRONT	2

QUANTITY REQUIRED IS ONE UNLESS OTHERWISE SPECIFIED.

REAR SUB FRAME



REAR SUB FRAME

KEY NO.	PART NO.	DESCRIPTION	QTY REQ'D
1	1286673	CROSSMEMBER, REAR SUB FRAME	
2	1286582	BRACKET ASSY., MTG, REAR ENGINE CROSSMEMBER, LH	
3	1286574	BRACKET ASSY., MTG, REAR ENGINE CROSSMEMBER, RH	
4	1311984	BRACE ASSY., REAR BUMPER, LH	
5	1311992	BRACE ASSY., REAR BUMPER, RH	
6	1312123	BRACKET, MOUNTING, REAR, BUMPER, LH	
7	1312115	BRACKET, MOUNTING, REAR, BUMPER, RH	
8	1074673	BRACKET ASSY., MTG, TRAILER HITCH, LH	
9	1074665	BRACKET ASSY., MTG, TRAILER HITCH, RH	
10	1146265	TRAILER HITCH ASSY.	
11	1157213	ANGLE, LOWER, FRONT, TRAILER HITCH	
12	1157239	ANGLE, UPPER, TRAILER HITCH	
13	1286624	CHANNEL, REINFORCEMENT, RH	
14	1286616	CHANNEL, REINFORCEMENT, LH	
15	1168954	CROSSMEMBER, REAR ENGINE MTG.	
18	1149186	CROSSMEMBER ASSY., DRIVE & TAG AXLE SUSP.	2
19	1149251	CROSSMEMBER ASSY., DRIVE AXLE, SUSP, FRT.	
20	1151000	BRACE ASSY., TRAILER HITCH, RH	
21	1157742	BRACE ASSY., TRAILER HITCH, LH	
22	1447358	BRACKET ASSY., MTG., LEVELING JACK, REAR, RH FRONT	
23	1447341	BRACKET ASSY., MTG., LEVELING JACK, REAR, RH REAR	
24	1447333	BRACKET ASSY., MTG., LEVELING JACK, REAR, LH FRONT	
25	1447325	BRACKET ASSY., MTG., LEVELING JACK, REAR, LH REAR	
26	1441542	OUTRIGGER ASSY., REAR RH	

QUANTITY REQUIRED IS ONE UNLESS OTHERWISE SPECIFIED.

ENGINE CRADLE

KEY NO.	PART NO.	DESCRIPTION	QTY REQ'D
	1080316	WASHER, FRONT ENGINE MOUNTING	2
	1168954	CROSSMEMBER, REAR ENGINE MOUNTING	
	1168962	ISOLATOR, FRONT ENGINE MOUNTING	2
	1168970	ISOLATOR, REAR ENGINE MOUNTING	2
		MOUNT ASSY. ENGINE	
	1444405	RH	
	1421163	LH	
	1443829	MOUNT ASSY., ENGINE FRONT FRAME	2

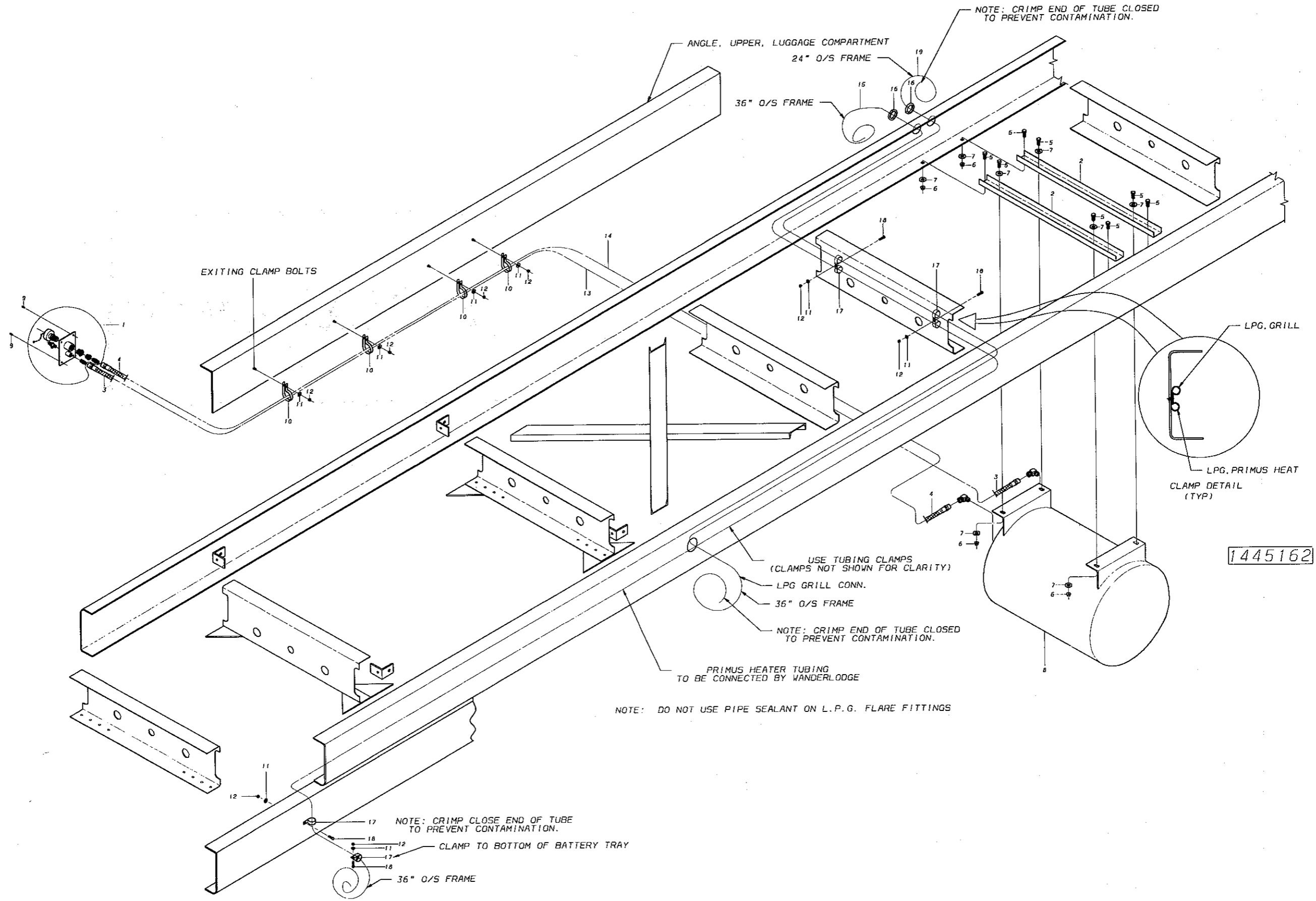
QUANTITY REQUIRED IS ONE UNLESS OTHERWISE SPECIFIED.
 2188P 84

BUMPERS

KEY NO.	PART NO.	DESCRIPTION	QTY REQ'D
NI	3974870	RIGHT HAND, FRONT	
NI	3974896	CENTER, FRONT	
NI	3974888	LEFT HAND, FRONT	
NI	3974938	BUMPER, REAR	

FOLD-OUT

LPG TANK INSTALLATION, REMOTE FILL



NOTE: CRIMP END OF TUBE CLOSED TO PREVENT CONTAMINATION.

ANGLE, UPPER, LUGGAGE COMPARTMENT
24" O/S FRAME

36" O/S FRAME

EXITING CLAMP BOLTS

LPG, GRILL

LPG, PRIMUS HEAT CLAMP DETAIL (TYP)

USE TUBING CLAMPS (CLAMPS NOT SHOWN FOR CLARITY)

LPG GRILL CONN.

36" O/S FRAME

NOTE: CRIMP END OF TUBE CLOSED TO PREVENT CONTAMINATION.

PRIMUS HEATER TUBING TO BE CONNECTED BY WANDERLODGE

NOTE: DO NOT USE PIPE SEALANT ON L.P.G. FLARE FITTINGS

1445162

NOTE: CRIMP CLOSE END OF TUBE TO PREVENT CONTAMINATION.

CLAMP TO BOTTOM OF BATTERY TRAY

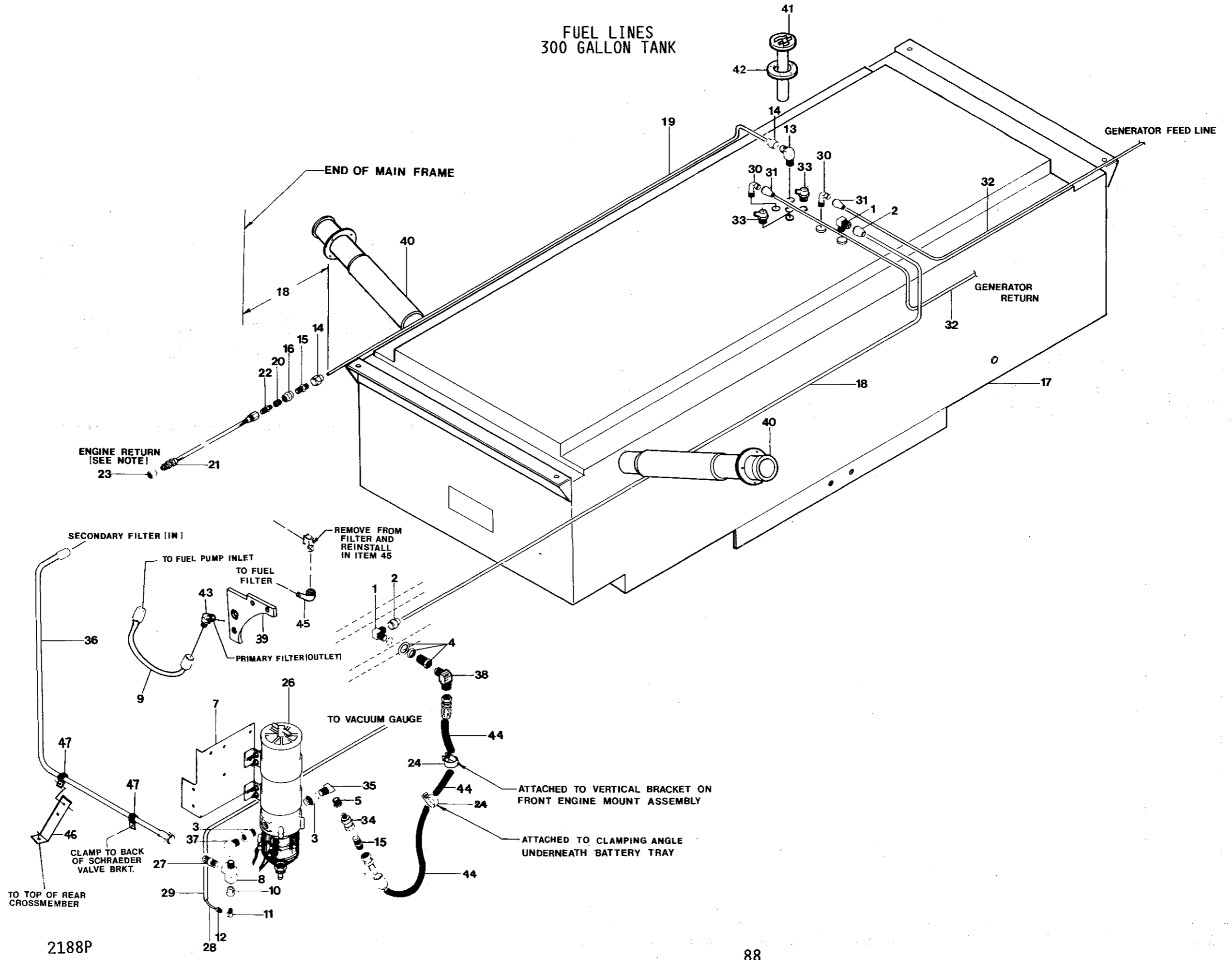
36" O/S FRAME

LPG TANK INSTALLATION, REMOTE FILL

KEY NO.	PART NO.	DESCRIPTION	QTY REQ'D
1	1444165	PLATE & FITTING ASSY., LPG REMOTE FILL	
2	1445154	BRACKET, MOUNTING LPG TANK	2
3	1442060	HOSE ASSY., MEDIUM PRESSURE, LPG, REMOTE OUTAGE	
4	1442078	HOSE ASSY., MEDIUM PRESSURE, LPG, REMOTE FILL	
5	0803239	BOLT, HEX, 1/2-13 X 1 1/2	8
6	0850800	NUT, HEX, 1/2-13	8
7	1003045	WASHER, FLAT, 17/32	12
8	1442029	TANK ASSY., LPG, 20 X 37, END FITTING	
9	1268119	SCREW, SM PH PAN HD, 1/4 X 1/2	4
10	1107937	CLAMP, INSULATED, 2"	4
11	0962761	LOCKWASHER, 1/4"	8
12	2001345	NUT, 1/4-20	8
13	0946533	LOOM, CORRUGATED, BLACK, NYLON, 7/16 ID	9'
14	1109271	LOOM, CORRUGATED, BLACK, NYLON, 3/4"	10'
15	2027381	TUBING, COPPER, 3/8	25'
16	2003234	GROMMET, RUBBER CHASSIS COWL WIRES, 3/4" ID	3
17	1170083	CLAMP, CLOSED TYPE	6
18	2000057	SCREW, HEX HD, 1/4-20 X 1, FULL THREAD	4

FOLD-OUT

FUEL LINES
300 GALLON TANK



2188P

FUEL LINES
300 GALLON TANK

KEY NO.	PART NO.	DESCRIPTION	QTY REQ'D
1	2026706	ELBOW, 1/2 MPT X 5/8 TUBE	2
2	2027092	NUT, 5/8 FLARE	2
3	0993188	ADAPTER, O-RING	2
4	1153600	COUPLING, ANCHOR, 1/2 NPT	
5	2023539	BUSHING, PIPE, 1/2 MPT X 3/8 FPT	
7	1206580	BRACKET, MTG., RACOR FUEL FILTER	
8	0654350	TEE, 1/2 PIPE, STREET	
9	1364678	HOSE ASSY., FUEL PUMP TO PRIMARY FILTER	
10	2009025	BUSHING, PIPE, 1/8 X 1/2	
11	2026979	ELBOW, MALE, INVERTED FLARE, 1/4 TUBE X 1/8	
12	2026805	NUT, 105 X 4, 1/4, INVERTED FLARE	
13	1002864	ELBOW, 90 MALE, 1/2 TUBE, FLARE X 1/2 PIPE	
14	2027084	NUT, 1/2 FLARE	2
15	2026664	CONNECTOR, BRASS	2
16	1002898	COUPLING, 3/8 X 3/8 PIPE	
17	3893344	TANK ASSY., FUEL	
18	2027407	TUBE, COPPER, 5/8	32'
19	2027399	TUBING, COPPER, 1/2	32'
20	2027134	BUSHING, PIPE, 3/8 X 1/4	
21	1105832	HOSE ASSY.	
22	0928853	CONNECTOR, MALE, 1/4 MPT X 3/8 TUBE, 45 DEG.	
23	2026953	UNION, 3/8, INVERTED FLARE	
24	0948141	CLAMP, HOSE	2
26	1153659	FILTER, FUEL/WATER SEPARATOR	
27	2026672	CONNECTOR, BRASS	
28	2008431	TUBING, COPPER, 1/4	50'
29	2005718	LOOM, ASPHALTUM, WIRE, 5/16"	50'
30	1153634	ELBOW, MALE, 3/8 MPT X 3/8 TUBE, FLARE	2
31	1154905	NUT, 3/8, FLARE	2
32	2027381	TUBING, COPPER, 3/8	65'
33	1237072	VENT, FUEL TANK	2
34	0877597	VALVE, CHECK	
35	2027217	ELBOW, 1/2, STREET, 45 DEGREE	
36	1364660	HOSE ASSY., SECONDARY FILTER TO RACOR	
37	2008274	ELBOW, 90 DEG. STREET	
38	1002864	ELBOW, 1/2 PIPE X 1/2 TUBE 90 DEG.	
39	1300920	PLATE, MTG, FUEL FILTER	
40	3925492	NECK ASSY., FUEL FILL	2
41	1445865	SENDER, FUEL TANK 0-90 diam. O-E 90=F	
42	2025815	GASKET, FUEL TANK SENDER	
43	1227388	ELBOW, 45 DEG., 1/4 MPT X 3/8 TUBE FLARE	
NI	1078617	INDICATOR, FUEL TANK LEVEL	
NI	0890145	INDICATOR, FUEL TANK	
44	1481282	HOSE ASSY., FUEL	
45	2009249	ELBOW, 1/4 STREET	
46	1528165	BRACKET, HOSE SUPPORTING	
47	0557710	CLAMP	2

QUANTITY REQUIRED IS ONE UNLESS OTHERWISE SPECIFIED.

ELECTRONIC CONTROL MODULE

KEY NO.	PART NO.	DESCRIPTION	QTY REQ'D
	1048479	END, STOP TERMINAL BLOCK	2
	1048461	TERMINAL, BLOCK, MODULAR	3
	1211259	BRACKET, CIRCUIT BREAKER	
	2006112	BREAKER, CIRCUIT, 20 AMP	
	2027498	CLAMP, HOSE, NYLON, 1/2 7	2
	2000057	BOLT, 1/4-20 X 1, HEX, FULL THREAD	3
	2001345	NUT, 1/4-20, CAD.	3
	2001121	WASHER, FLAT, 1/4"	3
	2001170	LOCKWASHER, 1/4, MEDIUM	3
	2000719	SCREW, MACHINE, PHILLIPS, ROUND MACHINE	7
	2001253	NUT, HEX, 8-32, CAD.	7
	2001162	LOCKWASHER, 3/16", MEDIUM	7
	0765834	TERMINAL, W/CAPTIVE SCREW, 8-32, INSULATED	4
	2006096	BAR, BUS, SWITCH PANEL, 1693 6	
	1048495	TRACK, TERMINAL	3"
	2006104	BREAKER, CIRCUIT, 15 AMP	2
	0864660	BREAKER, CIRCUIT, 6 AMP	
	1161876	SOLENOID, BOSCH, 30 AMP, SOCKET MOUNT	
	1371772	PEDAL, ACCELERATOR, ELECTRICAL, DDEC	

QUANTITY REQUIRED IS ONE UNLESS OTHERWISE SPECIFIED.

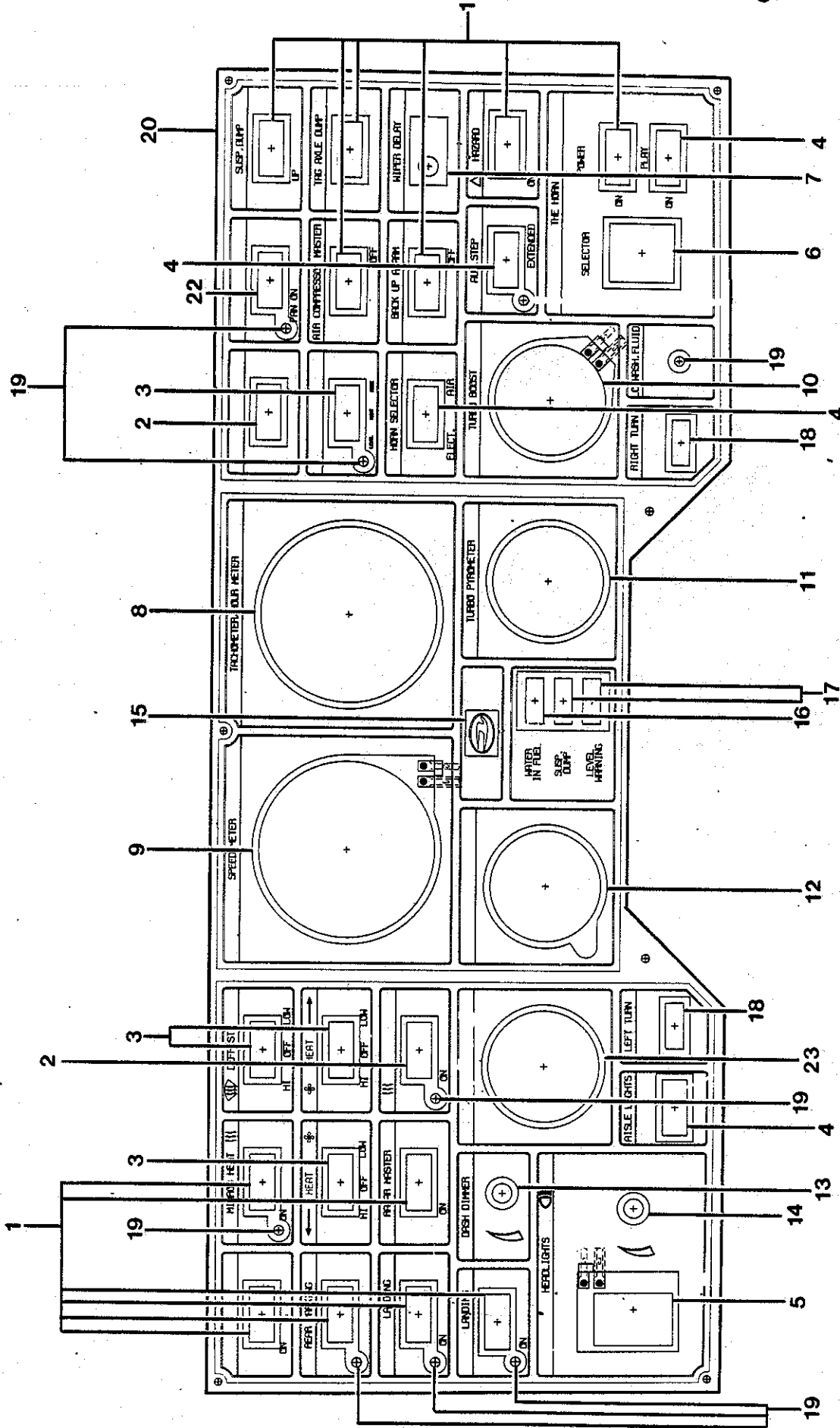


BLUE BIRD

PANEL ASSY., DASH LOWER

DR 55-88 BY LAD
 APP BY FRT 8007809 REV

© 1988 BLUE BIRD BODY COMPANY ALL RIGHTS RESERVED



PANEL ASSY., DASH LOWER

KEY NO.	PART NO.	DESCRIPTION	QTY REQ'D
1	2268522	SWITCH, CHICAGO DASH	11
2	2274165	SWITCH, BLANK	2
3	2268548	SWITCH, CHICAGO DASH, ON-OFF-ON	4
4	2268530	SWITCH, CHICAGO DASH, ON-ON	3
NI	3866837	LIGHT, LED, RED, AUX STOP	
5	3839040	SWITCH, HEADLIGHT	
6		NOT APPLICABLE	
7	3876695	SWITCH, CONTROL WIPER INTERMITTENT	
8	3909553	TACHOMETER/HOURMETER	
9	3912839	SPEEDOMETER	
10	3765039	GAUGE, TURBO BOOST	
11	3760923	GAUGE, PYROMETER	
-12	3865334	GAUGE, TRANSMISSION OIL TEMP - <i>Sender - 1078781</i>	2
-NI	3866837	LIGHT, LED, RED, TRANS OIL TEMP	
13	3851920	RHEOSTAT, 84 DASH	
14	3851920	RHEOSTAT, 6 OHM, 50W, MODEL J	
15	3843877	LIGHT, INDICATOR, HIGH BEAM, DASH	
16	2271815	LIGHT, INDICATOR, AMBER	
17	2271807	LIGHT, PILOT, RED, LEVELING JACK	2
18	2271955	LIGHT, GREEN, RECTANGLE, DIRECTIONAL	2
19	3866845	LIGHT, BLUE	8
20	3956737	PANEL ASSY., DASH LOWER (COMPLETE WITH SWITCHES AND GAUGES)	
	6022529	PANEL ONLY, (INCLUDES FACE PLATE AND EL PANEL)	
21	2268563	SWITCH, CHICAGO DASH MOM ON-ON	
22	3936457	AUX. BATTERY	
23	3746088	GAUGE, PRESSURE, TAG AXLE	

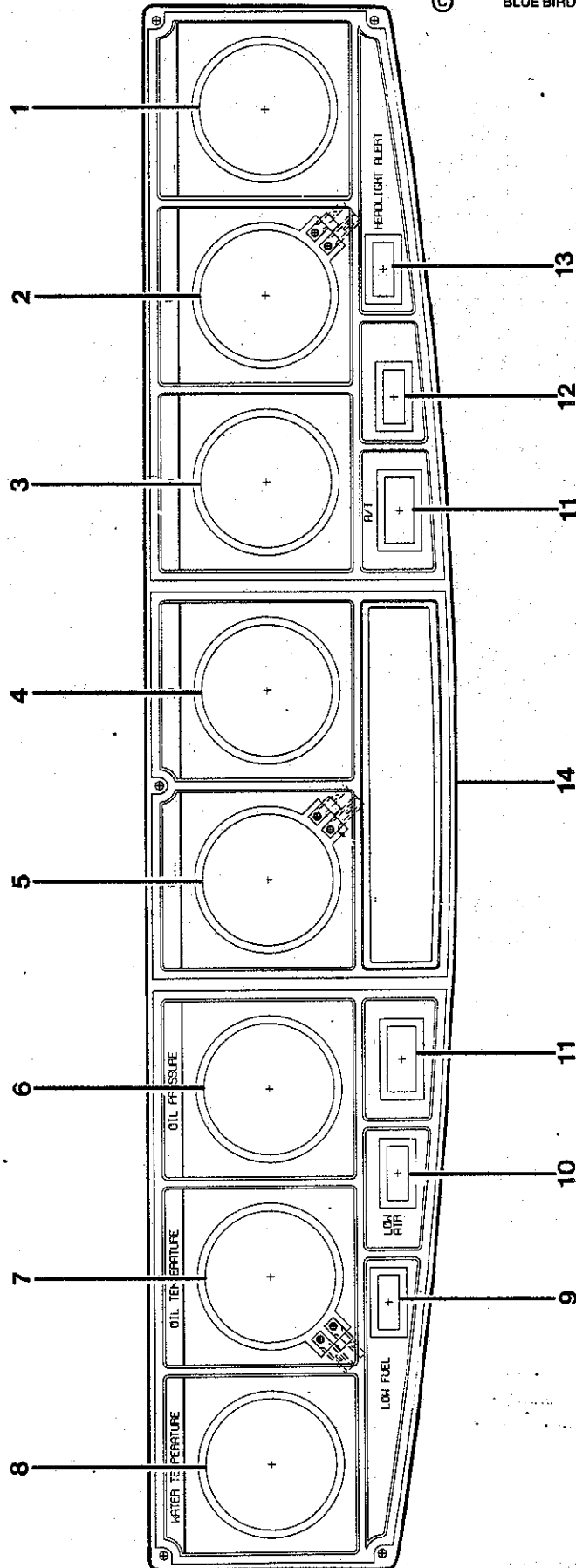
QUANTITY REQUIRED IS ONE UNLESS OTHERWISE SPECIFIED.

PANEL ASSY., DASH UPPER

DR 5-9-88	BY LADY		
APP	BY	FRT	REV



© BLUE BIRD BODY COMPANY ALL RIGHTS RESERVED



PANEL ASSY., DASH UPPER

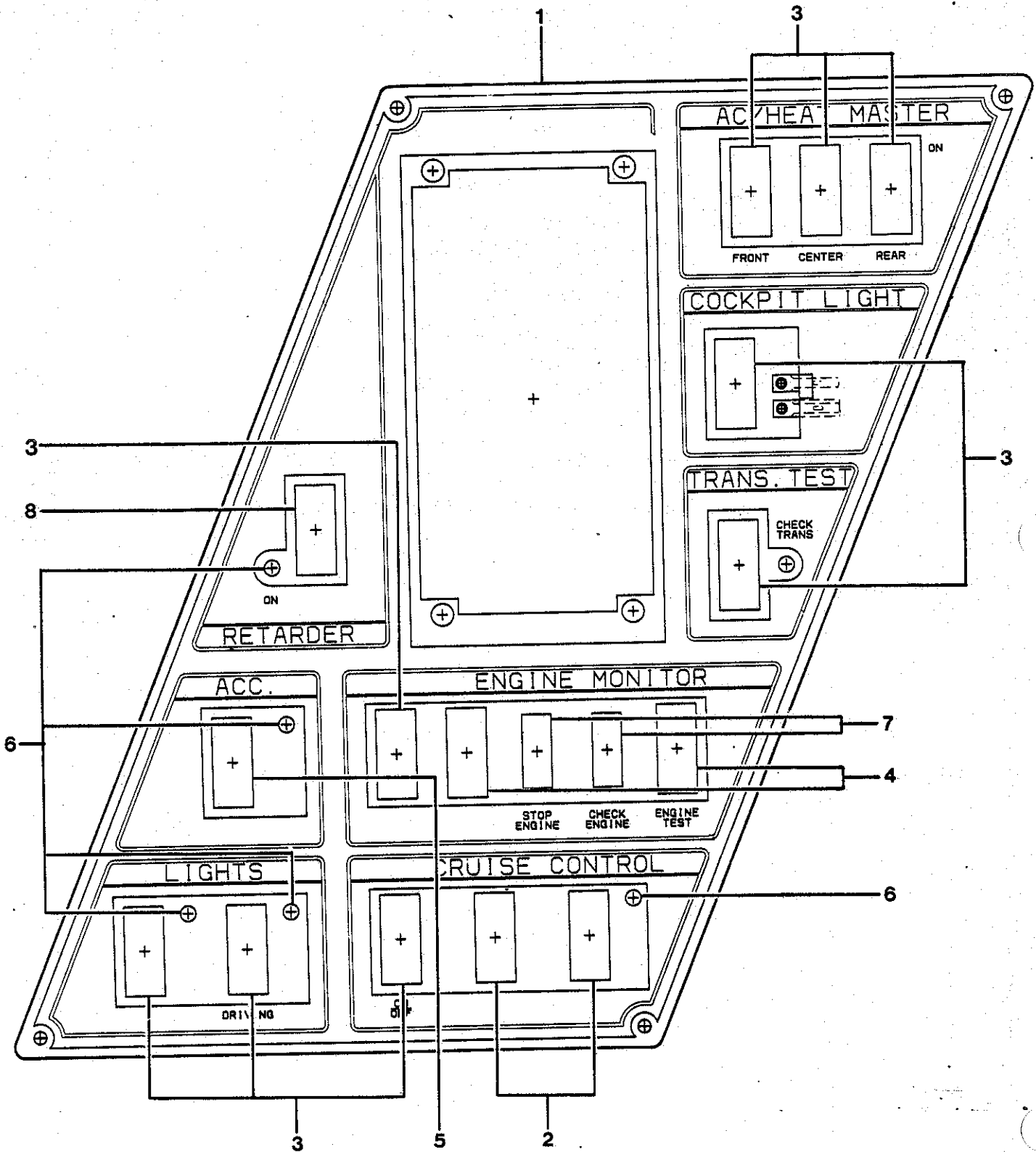
KEY NO.	PART NO.	DESCRIPTION	QTY REQ'D
1	3746120	GAUGE, VOLTMETER, ENGINE	2
2	3746120	GAUGE, VOLTMETER, COACH	
3	3847381	GAUGE, AMPERE 0-300	
4	1077676	GAUGE, FUEL LEVEL W/AC SENDER	
5	3810389	GAUGE, AIR PRESSURE, DUAL FRONT/REAR	
6	3870565	GAUGE, OIL PRESSURE, ELECTRICAL	
NI	1352053	SENDER, ENGINE OIL PRESSURE	
7	3865334	GAUGE, OIL TEMP	
NI	1197920	SENDER, OIL TEMPERATURE	
8	1078823	GAUGE, WATER TEMP, DUAL SCALE	
NI	1078781	SENDER, WATER TEMP	
NI	1078799	SENDER, ENGINE OIL TEMP	
9	2271815	LIGHT, INDICATOR, AMBER	
10	2271807	LIGHT, PILOT, RED, LEVELING JACK	
11	2274165	SWITCH, CHICAGO DASH	
12	3884632	LIGHT, INDICATOR, RED, FIRE ALARM	
13	2271823	LIGHT, INDICATOR, BLUE	
14	3956752	PANEL ASSY., DASH UPPER (COMPLETE WITH SWITCHES AND GAUGES)	
	6022644	PANEL ONLY, (INCLUDES FACE PLATE AND EL PANEL)	

QUANTITY REQUIRED IS ONE UNLESS OTHERWISE SPECIFIED.

PANEL ASSY., DASH, SHIFTER

DR. 59-88 BY LAD	FRT 8007925	REV
APP	BY	

© 1988 BLUE BIRD BODY COMPANY ALL RIGHTS RESERVED



PANEL ASSY., DASH SHIFTER

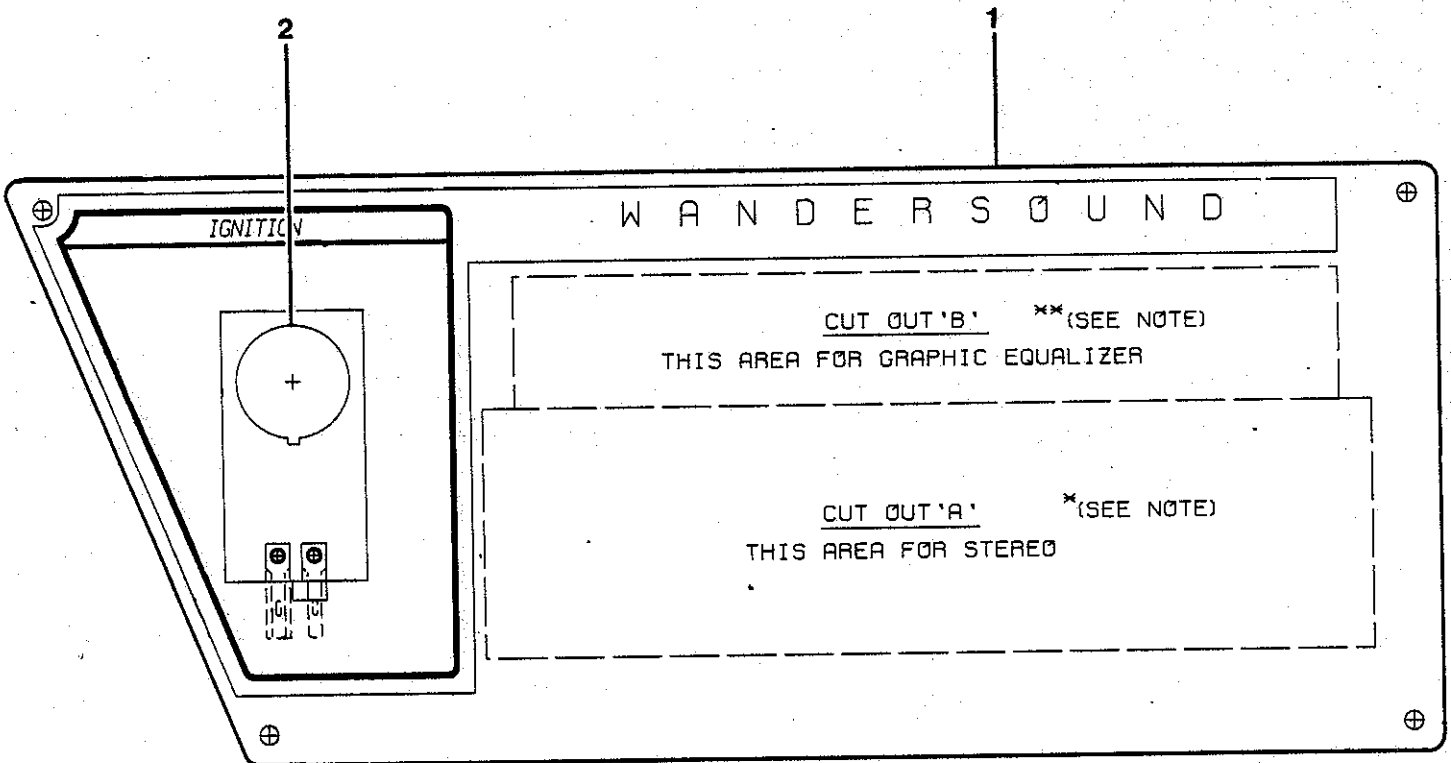
KEY NO.	PART NO.	DESCRIPTION	QTY REQ'D
1	3956802	PANEL ASSY., DASH SHIFTER W/DDEC, (INCLUDES ALL SWITCHES)	
	6022701	<i>1991</i> PANEL ONLY, (INCLUDES FACE PLATE AND EL PANEL)	
	<i>6040323 -</i>	<i>1992 - 1993 Panel</i>	
2	3869492	SWITCH, TRANSFER, MOMENTARY	2
3	2268522	SWITCH, CHICAGO DASH	9
4		SWITCH, CHICAGO DASH MOM. ON	
	2268555	ENGINE TEST	2
	2268552	HIGH IDLE	
5	2274165	SWITCH, BLANK CHICAGO	
6	3866845	LIGHT, BLUE	5
7	2271807	LIGHT, PILOT, RED, LEVELING JACK	2
8	2268548	SWITCH, CHICAGO DASH ON-OFF-ON	

QUANTITY REQUIRED IS ONE UNLESS OTHERWISE SPECIFIED.

PANEL ASSY., DASH LOWER, RH

DR 5-10-88	BY LAD			
APP.	BY	FRT	8007874	REV

© 1988 BLUE BIRD BODY COMPANY ALL RIGHTS RESERVED



PANEL ASSY., DASH LOWER, RH

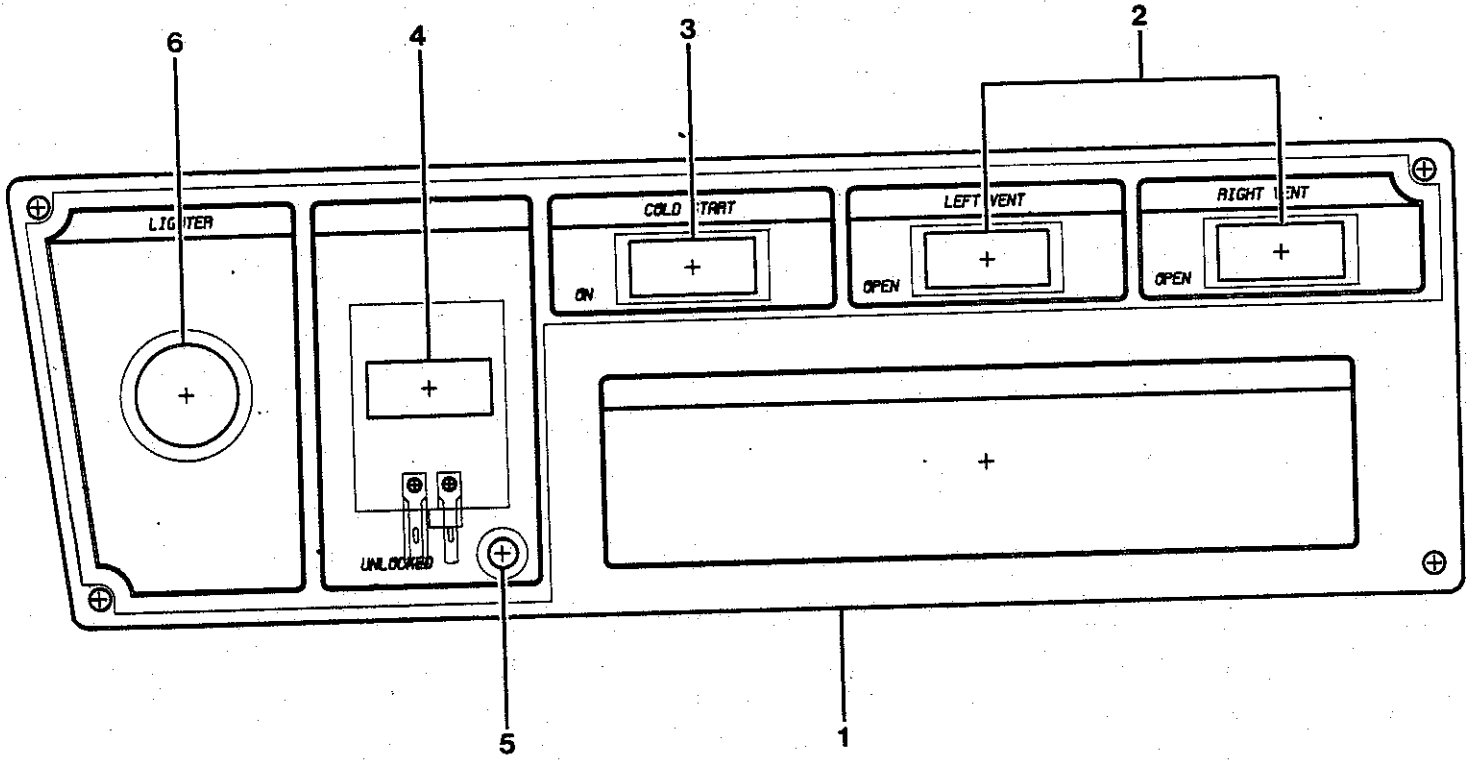
KEY NO.	PART NO.	DESCRIPTION	QTY REQ'D
1	3956794 6022651	PANEL ASSY., DASH RH LOWER (COMPLETE WITH SWITCHES AND GAUGES) PANEL ONLY, (INCLUDES FACE PLATE AND EL PANEL)	
2	1249382	SWITCH, IGNITION LOCK W/KEYS	

QUANTITY REQUIRED IS ONE UNLESS OTHERWISE SPECIFIED.

PANEL ASSY., DASH UPPER, RH

DR 5-10-88	BY LAD		800784-1	REV
APP.	BY	FRT		

© 1988 BLUE BIRD BODY COMPANY ALL RIGHTS RESERVED

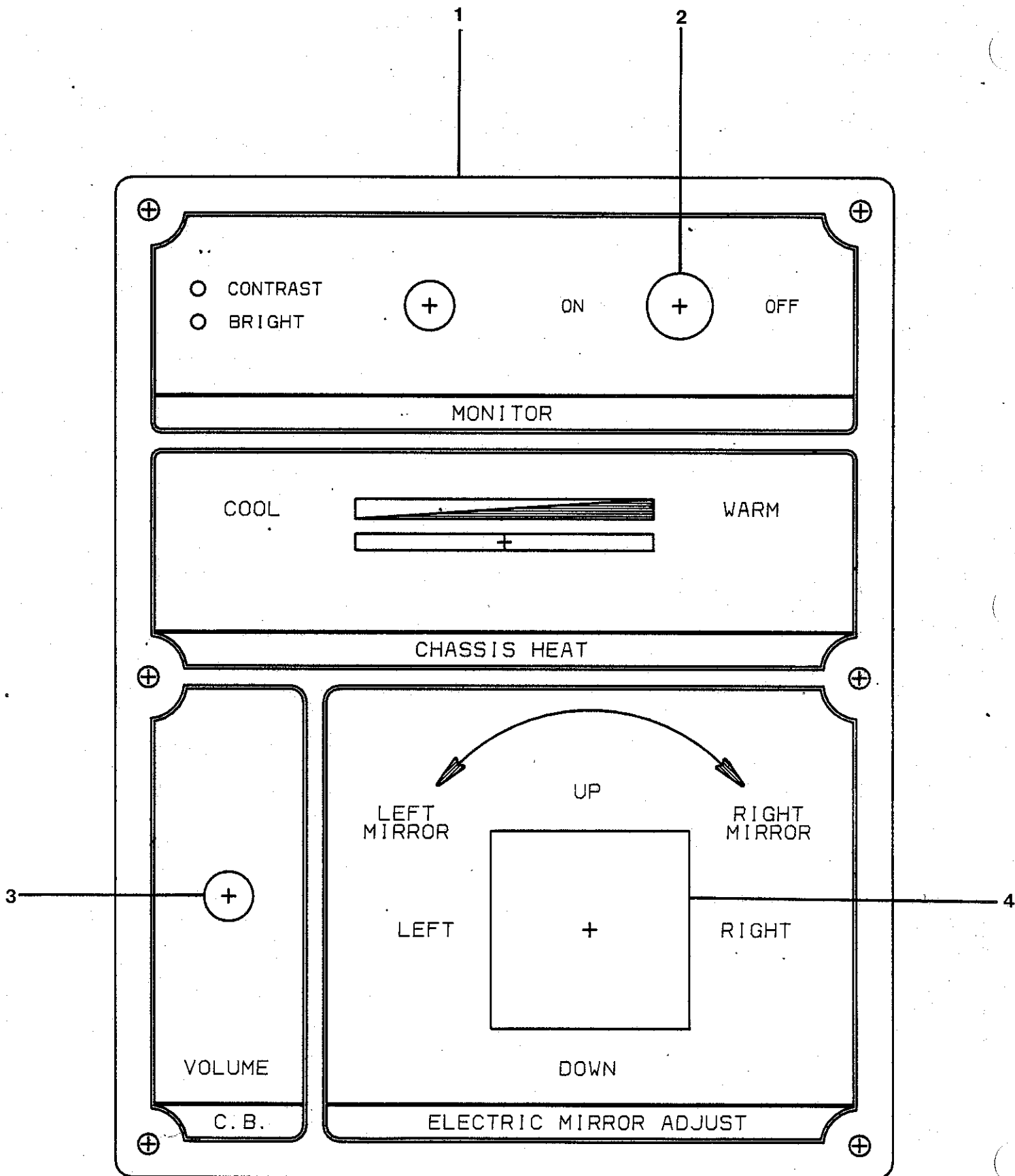


PANEL ASSY., DASH UPPER, RH

KEY NO.	PART NO.	DESCRIPTION	QTY REQ'D
1	3956786 6022669	PANEL ASSY., DASH RH UPPER (INCLUDES ALL SWITCHES) PANEL ONLY, (INCLUDES FACE PLATE & EL PANEL)	
2	2268522	SWITCH, CHICAGO DASH	2
3	2268555	SWITCH, CHICAGO DASH, MOM ON	
4	2268563	SWITCH, CHICAGO DASH	
5	3866845	LIGHT, BLUE	
6	2018406	LIGHTER, CIGARETTE	

QUANTITY REQUIRED IS ONE UNLESS OTHERWISE SPECIFIED.

PANEL ASSY., DRIVERS DASH AUXILIARY



PANEL ASSY., DRIVERS DASH AUXILIARY

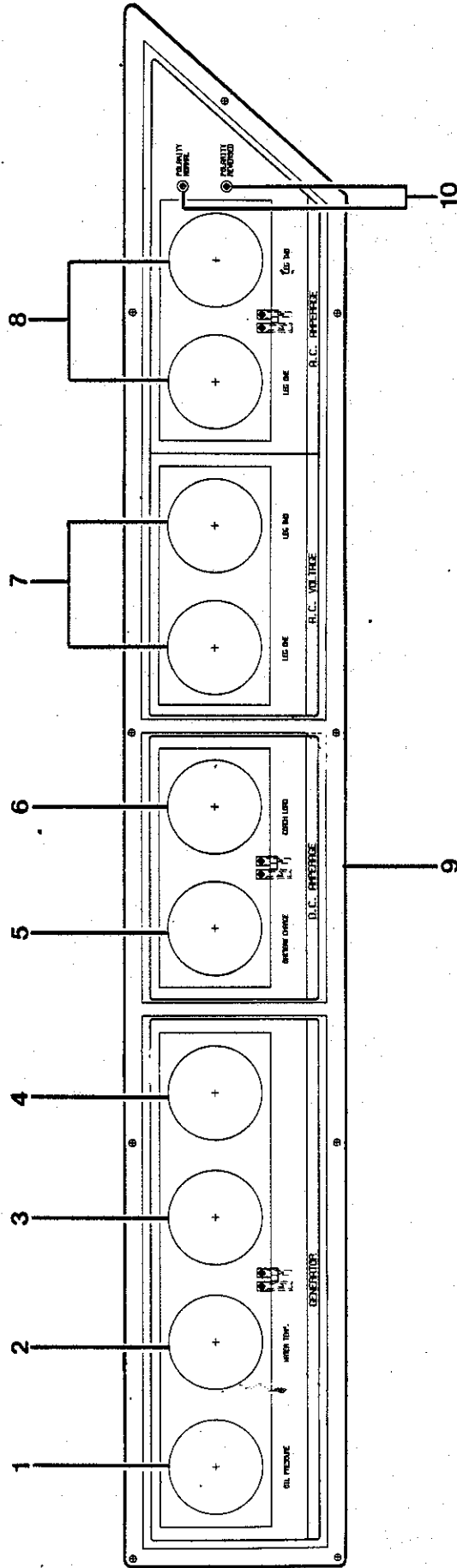
KEY NO.	PART NO.	DESCRIPTION	QTY REQ'D
1	3956828 6022677	PANEL ASSY., DRIVERS AUXILIARY (COMPLETE) PANEL ONLY (INCLUDES FACE PLATE AND EL PANEL)	
2	2219251	SWITCH, FOG LIGHTS	
3	2236990	SWITCH, VOLUME CONTROL, CB RADIO	
4	3907169	SWITCH, MIRROR POSITION CONTROL	
NI	2221240	CABLE, MIKE	
NI	3869039	CONNECTOR, RECEPTACLE	

QUANTITY REQUIRED IS ONE UNLESS OTHERWISE SPECIFIED.
2188P 103

PANEL ASSY., DASH OVERHEAD AUXILIARY, RH

8007833 REV

ALL RIGHTS RESERVED



PANEL ASSY., DASH OVERHEAD AUXILIARY, RH

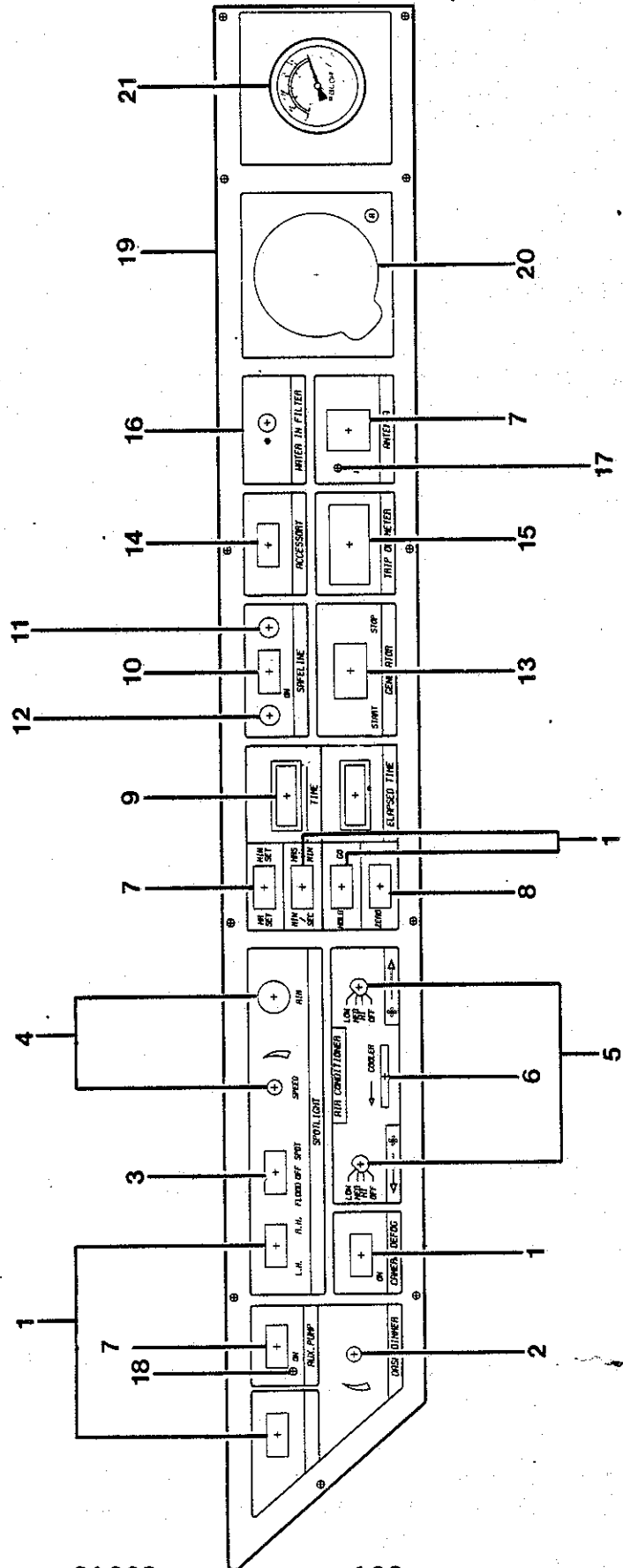
KEY NO.	PART NO.	DESCRIPTION	QTY REQ'D
1	3930815	GAUGE, OIL PRESSURE, ELECTRICAL	
NI	3811254	SENDER, OIL PRESSURE	
2	3930807	GAUGE, WATER TEMPERATURE	
NI	3811221	SENDER, WATER TEMP	
3		NOT APPLICABLE	
4		NOT APPLICABLE	
5	3847357	GAUGE, AMPERE 150-0-150	
6	3847381	GAUGE, AMPERE 0-300	
7	3847373	GAUGE, VOLTMETER 60-140	
8	3847365	GAUGE, AMPERE 0-50	
9	3956778	PANEL ASSY., OVERHEAD, AUX. DASH, RH (COMPLETE WITH GAUGES & SWITCHES)	
	6022685	PANEL ONLY, OVERHEAD, AUX DASH RH (INCLUDES FACE PLATE & EL PANEL)	
10	3880770	INDICATOR, REVERSED POLARITY, INSIDE	

QUANTITY REQUIRED IS ONE UNLESS OTHERWISE SPECIFIED.

PANEL ASSY., DASH OVERHEAD AUXILIARY, LH

DR 5-11-88 BY LAD	FRT	800788Z	REV
APP	BY		

© 1988 BLUE BIRD BODY COMPANY ALL RIGHTS RESERVED

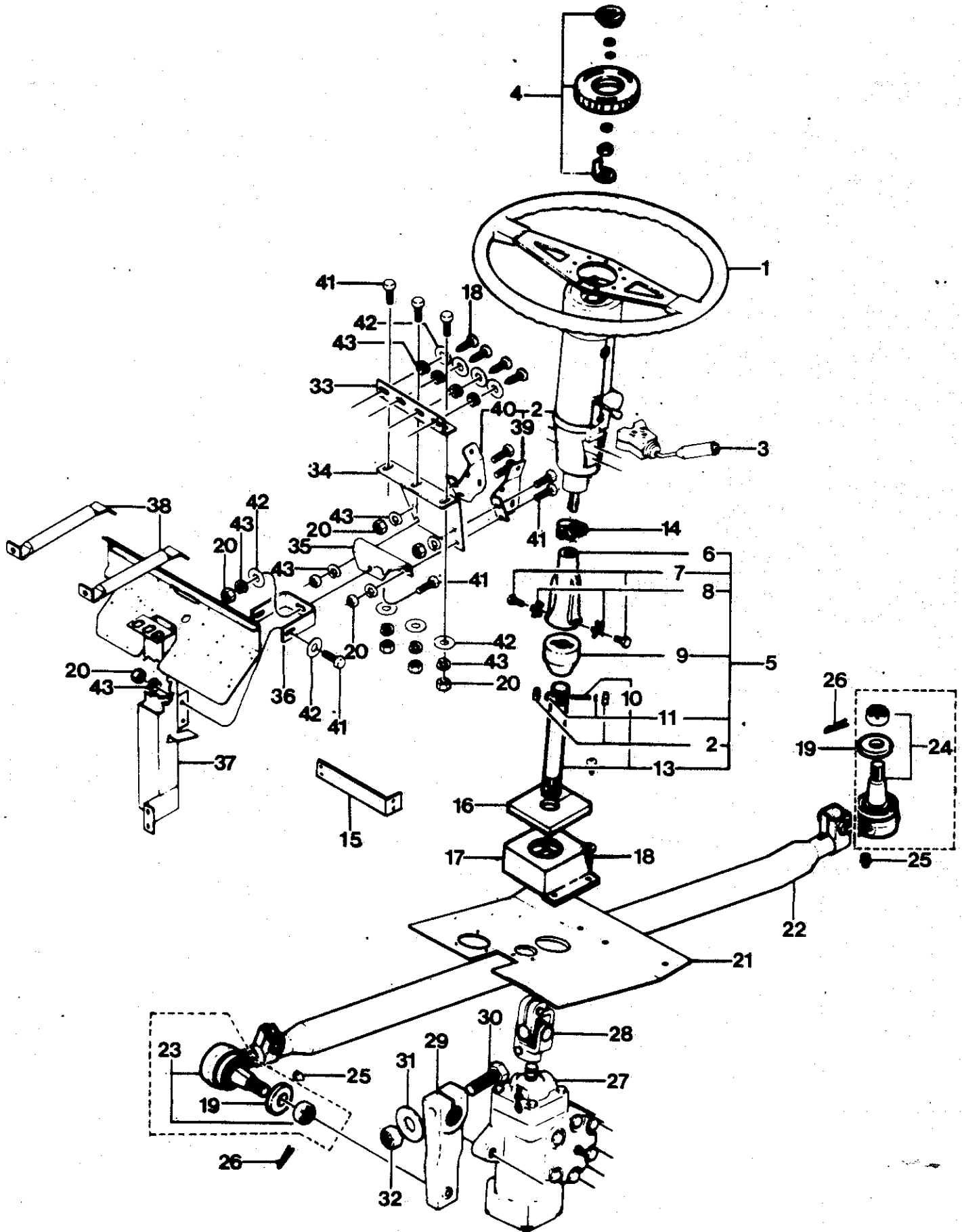


PANEL ASSY., DASH OVERHEAD AUXILIARY, LH

KEY NO.	PART NO.	DESCRIPTION	QTY REQ'D	
1	2268522	SWITCH, CHICAGO DASH	5	
2	3943131	RHEOSTAT, DASH DIMMER		
NI	2273928	KNOB, LOWER DASH RHEOSTAT		
3	2268548	SWITCH, CHICAGO DASH, ON-OFF-ON		
4	3756012	SWITCH ASSY., SPEED & AIM		
NI	2105476	SPEED CONTROL SWITCH		
NI	2105351	ROTATING SWITCH, SPOTLIGHT		
5	3856721	SWITCH, DASH, MOTIVE AIR		
NI	2255461	WASHER, FLAT, TYPE 1/2		
NI	3758521	KNOB, A/C SWITCH, MOTIVE AIR		
6	3767613	THERMOSTAT, LEVER TYPE, CHASSIS AIR		
NI	3767621	KNOB, THERMOSTAT, CHASSIS AIR		
7	2268563	SWITCH, CHICAGO, MOM ON-ON		3
8	2268555	SWITCH, CHICAGO, DASH, MOM ON		
9	2272383	CLOCK, ELAPSE TIME		
10	2268530	SWITCH, CHICAGO DASH, ON-ON		
11	4011268	LIGHT, YELLOW, SAFE LINE		
12	4011276	LIGHT, RES, SAFE LINE		
NI	3809779	BUZZER, SAFE LINE		
13	3959145	SWITCH, GENERATOR, MOM ON-OFF, MOM ON		
14	2274165	SWITCH, BLANK, CHICAGO		
15	3765021	GAUGE, TRIP OD METER		
16	3743929	ALARM, FUEL FILTER, WATER CONTAMINATION		
17	3866837	LIGHT, LED (RED P LIGHT)		
18	3866845	LIGHT, LED (GREEN P LIGHT)		
19	3956760	PANEL, DASH, OH AUX. LH (COMPLETE WITH GAUGES AND SWITCHES)		
	6022503	PANEL ONLY, DASH, OH, AUX. LH (INCLUDES FACE PLATE & EL PANEL)		
20	3930039	VACUUM GAUGE KIT, RACOR FUEL FILTER		
NI	2250363	BUSHING, HEX, BRASS 1/4 X 1/8		
21		NOT APPLICABLE		

QUANTITY REQUIRED IS ONE UNLESS OTHERWISE SPECIFIED.

STEERING LINKAGE

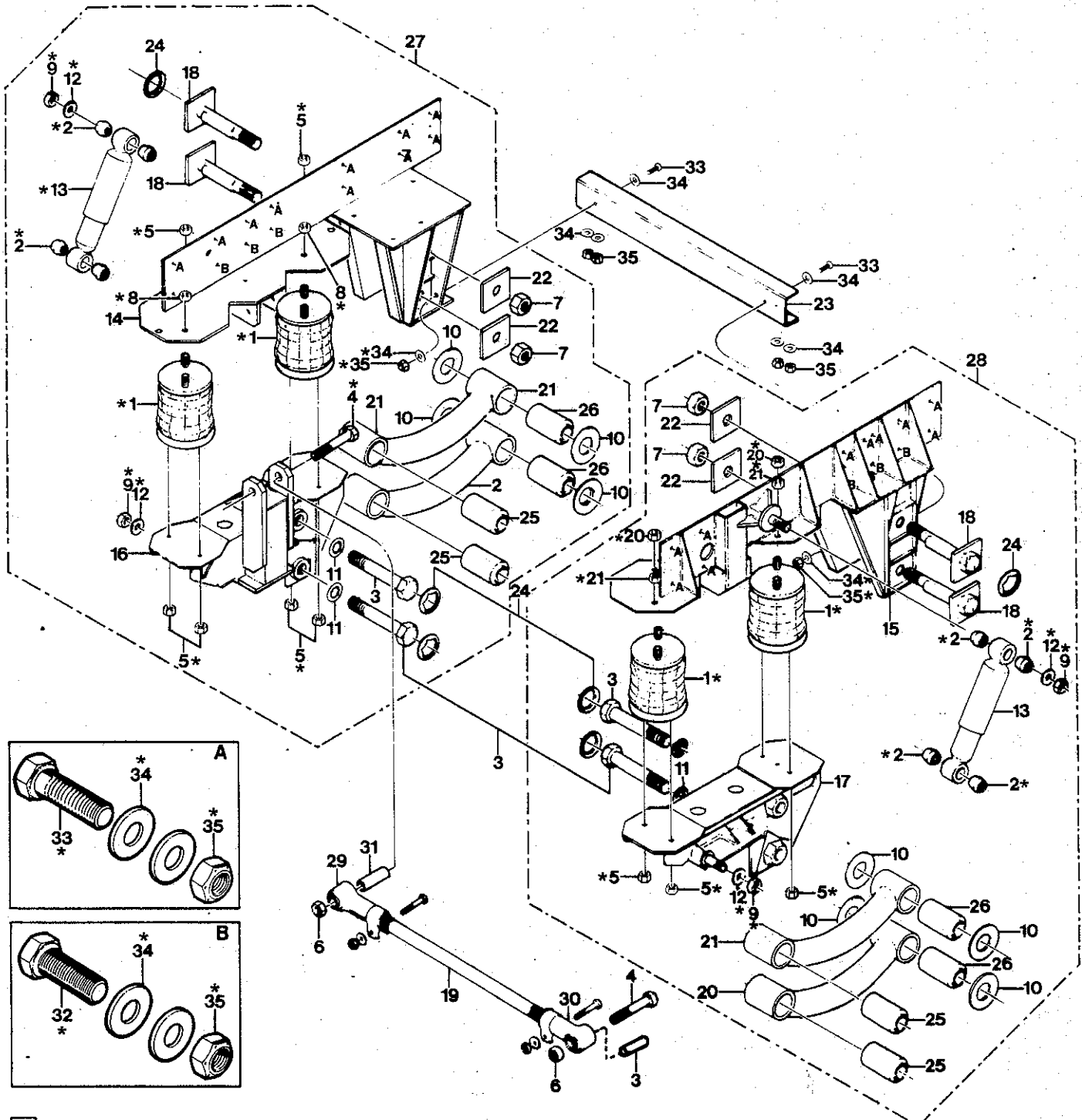


STEERING LINKAGE

KEY NO.	PART NO.	DESCRIPTION	QTY REQ'D
1	3882453	RFD, STEERING WHEEL ASSY.	
2	1320332	COLUMN ONLY., TILT/TELESCOPING	
3	1406065	SWITCH ASSY., TURN SIGNAL, SELF CANCELING	
NI	3841350	STOP, LOCK, TILT & TELESCOPING STEERING COLUMN	
NI	3841335	KNOB, LOCKING, TILT & TELESCOPING STEERING COLUMN	
4	3870037	BUTTON, HORN	
5	1330828	COUPLING & SHAFT ASSY., FLEXIBLE	
6	1328327	COUPLING, SHELL, STEERING SHELL	
7	1255017	CAPSCREW, COUPLING, SHELL	2
8	1255009	WASHER, TONGUED, COUPLING, SHELL	2
9	1255033	RUBBER SHIELD, STEERING SHAFT, LOWER	
10	1255140	PIN, STEERING SHAFT, LOWER	
11	1254986	WASHER, WHEEL SHAFT, WAVE	2
12	1254994	BUTTON, WHEEL SHAFT SLIDE	2
13	1328335	SHAFT, SPLINED	
14	1255041	CLAMP ASSY., STEERING COUPLING SHELL	
15	1339241	BRACE, INSTRUMENT PANEL TO BOW	
16	1339308	SHIELD, RUBBER, UNIVERSAL JOINT, STEERING	
17	1337542	BRACKET ASSY., COVER, UNIVERSAL JOINT, STEERING	
18	2000511	SCREW, 10 X 1/2	AR
19	0961235	WASHER, FLAT, .96 X 1.75 X .15	2
20	2001451	NUT, HEX, 3/8-16	10
21	1300037	TOEBOARD ASSY., W/ACCESS HOLE	
22	1340553	DRAG ROD TUBE, VERTICAL JOINT	
23	1300383	TIE ROD END, FRONT	
24	1300391	TIE ROD END, REAR	
25	2027431	FITTING, 1/8 MPT, STRAIGHT, GREASE	2
26	1420744	COTTER PIN, 5/32 X 2 1/2"	2
27	1282920	GEAR, POWER STEERING, HFB-70	
NI	4280087	KIT, SEAL STEERING GEAR	
28	1302728	JOINT, UNIVERSAL, STEERING	
29	1412048	ARM, PITMAN, 9.78	
30	1021815	BOLT, HEX 3/4-10 X 4 1/2	
31	0870915	WASHER, 3/4 PLAIN	
32	0933879	NUT, HEX, 3/4-10	
33	1320084	BRACKET, ANGLE, UPPER MOUNTING, STEERING COLUMN	
34	1320100	BRACKET, SUPPORTING STEERING COLUMN	
35	1320076	BRACKET, CHANNEL, LOWER REAR MTG STEERING COLUMN	
36	1320092	BRACKET, LOWER FRONT MOUNTING STEERING COLUMN	
37	1333350	POST, FINAL ASSY., INSTRUMENT PANEL	
38	1328780	BRACE, LOWER INSTRUMENT PANEL	2
39	1320118	BRACKET, SIDE, STEERING COLUMN MOUNTING, RH	
40	1320126	BRACKET, SIDE, STEERING COLUMN MOUNTING, LH	
41	0559195	BOLT, HEX HD., 3/8-16 NC X 1	10
42	0651422	WASHER, FLAT, 3/8 X 3/4 X 1/16	10
43	0882795	LOCKWASHER, 3/8"	14
NI	0998450	BOLT, HEX 3/4-16 X 1 3/4	6
NI	0998443	BOLT, 7/8-14 UNF X 2" LONG	

QUANTITY REQUIRED IS ONE UNLESS OTHERWISE SPECIFIED.

FRONT SUSPENSION



* THESE ITEMS ARE NOT INCLUDED AS PARTS FOUND IN ASSEMBLY ITEMS 27 & 28.

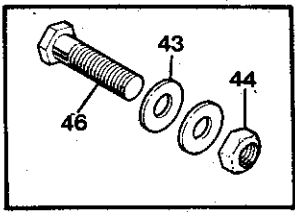
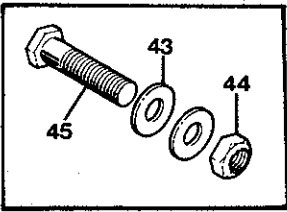
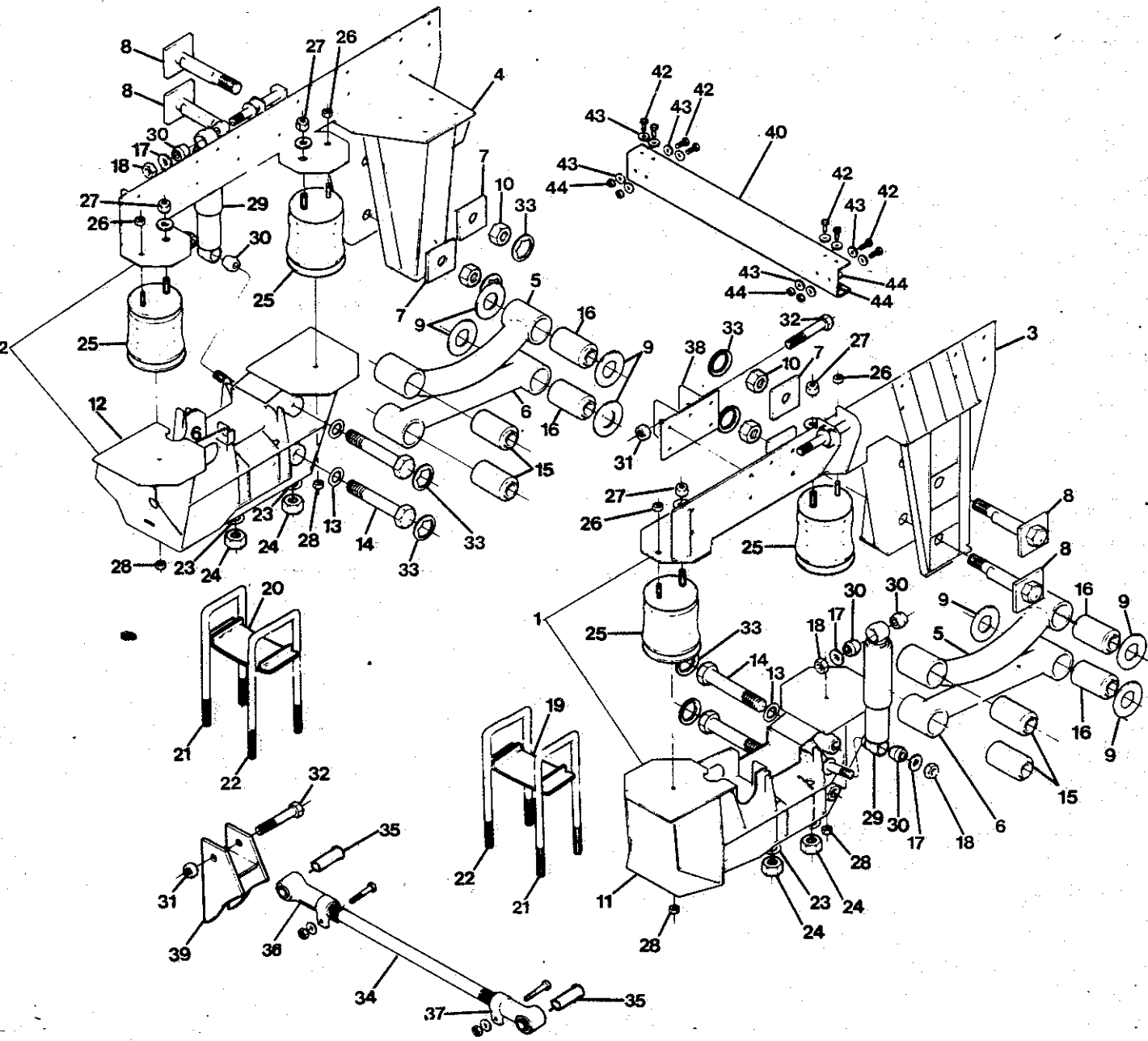
FRONT SUSPENSION

KEY NO.	PART NO.	DESCRIPTION	VENDOR PART NO.	QTY REQ'D
1	1286814	AIR SPRING, FRONT	100-358-9457C	4
2	0614982	BUSHING, SHOCK ABSORBER	110-2608B-100	
3	0961409	BOLT, HEX HEAD, 1 1/2"-6 X 7" LONG	113-0670B-105	4
4	1085380	BOLT, HEX, GD. 8, 1"-8 X 6"	113-5711B-108	2
5	0961458	NUT, HEX, LOCKING, 1/2"-13	115-0555B-102	8
6	1085489	NUT, HEX, NYLON INSERT, 1"-8	115-1678B-105	2
7	1077221	NUT, HEX, LOCKING, 1 1/4"-7 CADMIUM	115-2880B-102	4
8	0985549	NUT, HEX, LOCKING, 3/4"-16	115-5939B-102	4
9	1105782	NUT, HEX, LOCKING, 1"-8	115-5939B-102	4
10	1243807	WASHER, BEARING SLEEVE	116-0519B-403	8
11	0961417	WASHER, LOCK, INT. TOOTH, 1 1/2"	116-0673B-000	4
12	2021939	WASHER, 2" O.D., SHOCK STUD	116-1677B-100	4
13	1235233	SHOCK ABSORBER, KONI (BUSHINGS INC)	126-7249B-000	2
NI	0614982	BUSHING, SHOCK ABSORBER		
14	1286749	HANGER RAIL ASSY., LH	309-7249C-100	
15	1286731	HANGER RAIL ASSY., RH	309-7249C-200	
16	1286780	BEAM ASSY., LOWER, LH	425-6414D-100	
17	1286772	BEAM ASSY., LOWER, RH	425-7249D-200	
18	0961847	BOLT ASSY., ECCENTRIC	500-1458B-000	4
19	1286830	SWAY BAR ASSY.	503-7264B-322	
20	1286764	TORQUE BEAM ASSY., LOWER	505-7249B-000	
21	1286756	TORQUE BEAM ASSY., UPPER	506-7249B-000	
22	0961839	CLAMPING PLATE ASSY.	740-1494B-303	4
23	1323997	CHANNEL, CROSSBRACE	817-4754B-303	
24	0961375	WASHER, ANTI-TURN	900-3092B-000	
25	0961581	BUSHING, TORQUE BEAM, HARD RUBBER	111-0512B-000	4
26	0961573	BUSHING, TORQUE BEAM, SOFT RUBBER	111-3328B-000	4
27	1286806	HANGER & BEAM ASSY., LH	301-7249B-100	
28	1286798	HANGER & BEAM ASSY., RH	301-7249B-200	
29	2122216	END ASSY., SWAY BAR, LH		
30	2122208	END ASSY., SWAY BAR, RH		
31	2159879	BUSHING, SWAY BAR		
32	0803148	BOLT, HEX 1/2-13 X 1 3/4 GD. 8		
33	0803239	BOLT, HEX 1/2-13 X 1 1/2 GD. 8		
34	0850776	WASHER, FLAT 17/32 X 1 1/16		
35	0850800	NUT, HEX LOCKING 1/2-13 GD. 8		
NI	0871376	LEVELING VALVE		
NI	1028786	LINK ASSY., LEVELING VALVE		
NI	0961607	BRACKET, MOUNTING, LEVELING VALVE		

QUANTITY REQUIRED IS ONE UNLESS OTHERWISE SPECIFIED.

SUSPENSION SYSTEM DRIVE AXLE

↗	DR. 8-1-85 BY JLR	8004368
	APP. 8-1-85 BY DVB	
FRONT		© 1985 BLUE BIRD BODY COMPANY ALL RIGHTS RESERVED



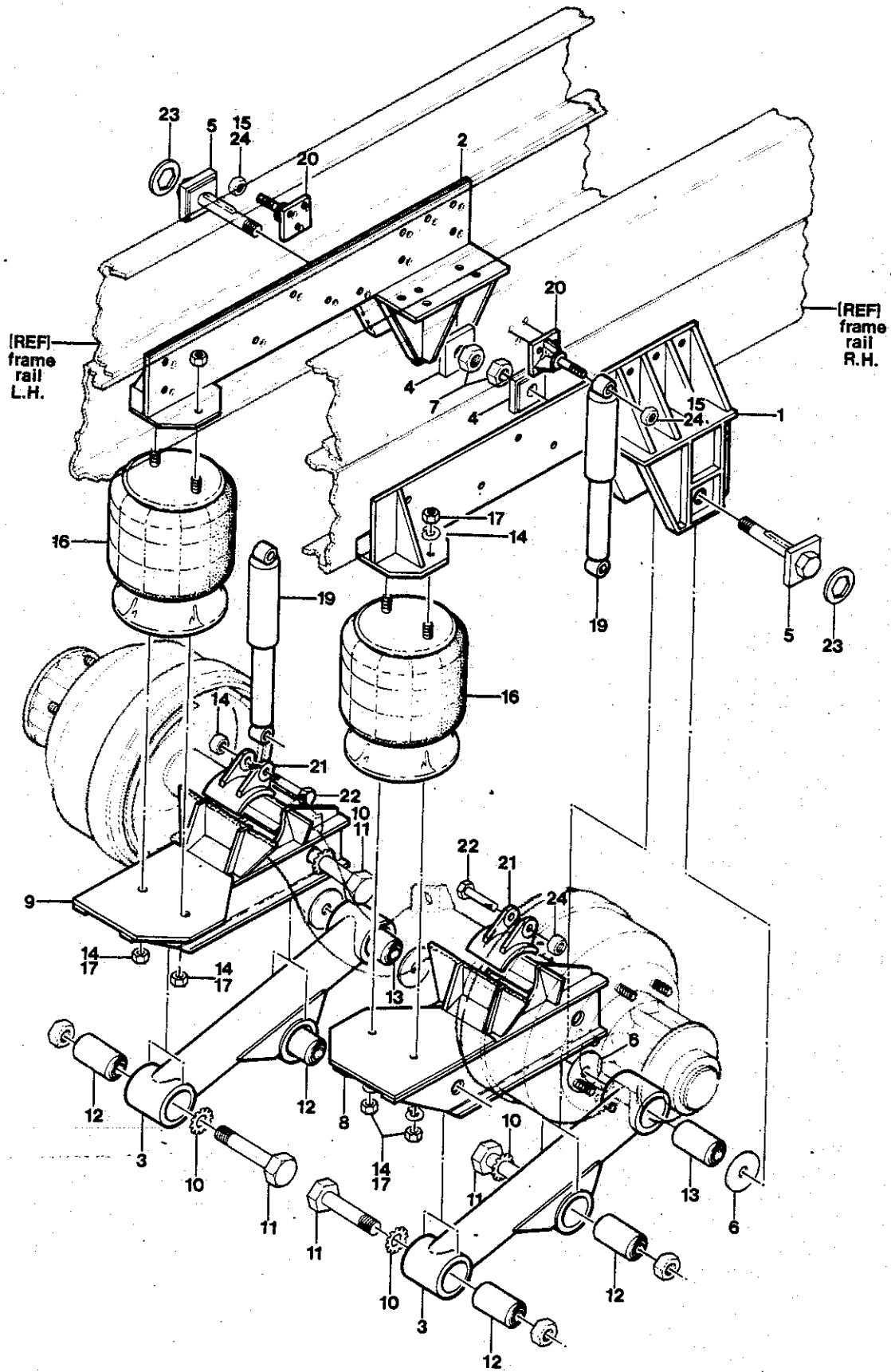
SUSPENSION SYSTEM
DRIVE AXLE

KEY NO.	PART NO.	DESCRIPTION	VENDOR PART NO.	QTY REQ'D
1	1245778	HANGER & BEAM ASSY., RH		
2	1245786	HANGER & BEAM ASSY., LH		
3	0990085	HANGER RAIL ASSY., RH	310-6165C-100	
4	0976969	HANGER RAIL ASSY., LH	310-6165C-200	
5	1026368	TORQUE BEAM ASSY., UPPER	506-4035B-000	
6	0961821	TORQUE BEAM ASSY., LOWER	505-4033B-000	
7	0961839	CLAMPING PLATE ASSY	740-1494B-000	4
8	0961847	BOLT ASSY., ECCENTRIC	500-1458B-000	4
9	1243807	WASHER, BEARING SLEEVE	116-0519B-903	8
10	1077221	NUT, HEX, LOCKING, 1 1/4"-7	115-5648B-105	4
11	1089010	BEAM ASSY., RH	426-5763D-200	
12	1089028	BEAM ASSY., LH	426-5762D-100	
13	0961417	WASHER, LOCK, INT. TOOTH 1 1/2"	116-0673B-000	4
14	0961409	BOLT, HEX HEAD, 1 1/2"-6 X 7"	113-0670B-105	4
15	0961573	BUSHING, TORQUE BEAM, SOFT RUBBER	111-3328B-000	4
16	0961581	BUSHING, TORQUE BEAM, HARD RUBBER	111-0512B-000	4
17	2021939	WASHER, 2" O.D., SHOCK STUD	116-1677B-100	4
18	1105782	NUT, HEX, LOCK, 1"-8 NYLON INSERT	115-5939B-102	4
19	1279959	SPACER PLATE ASSY., RH	465-5703B-200	
20	1279967	SPACER PLATE ASSY., LH	465-5702B-100	
21	0961201	U-BOLT, 7/8"-14 X 14"	117-3532B-308	2
22	1087352	U-BOLT, 7/8"-14 X 14 1/2" X 5 1/8"	117-3532B-327	2
23	0961235	WASHER, FLAT, 7/8"	116-0868B-100	8
24	1095892	NUT, HEX HI-NUT, 7/8"-14, GD. 5	115-5876B-000	8
25	0961250	AIR SPRING	100-358-9039C	4
26	0961458	NUT, HEX, LOCKING, 1/2"-13	115-0555B-102	4
27	0985549	NUT, HEX, LOCKING, 3/4"-16, GD. 5	115-4700B-102	4
28	0961276	NUT, HEX, LOCKING, 3/4"-10	115-1384B-102	4
29	0961284	SHOCK ABSORBER	125-4025B-000	2
30	0961474	BUSHING, SHOCK ABSORBER	110-2608B-000	8
31	1085489	NUT, 1"-8, HEX, NYLON INSERT	115-1678B-105	2
32	1085380	BOLT, 1"-8 X 6", HEX, GD. 8	113-5711B-108	2
33	0961375	WASHER, ANTI-TURN	900-3092B-000	4
34	1245935	SWAY BAR ASSY.	503-7264B-306	
35	2159879	BUSHING ONLY, SWAY BAR END	S-5880-B	2
36	2122216	END ASSY., SWAY BAR, LH		
37	2122208	END ASSY., SWAY BAR, RH		
38	1087360	BRACKET, SWAY BAR MOUNT, FRAME	353-5704B-000	
39	1089036	BRACKET, SWAY BAR MOUNT, AXLE	462-5764B-000	
40	1105758	CHANNEL, CROSSBRACE	817-6105C-301	
NI	1101062	PLATE, ANTI-TURN	900-4565B-100	
42	0803239	BOLT, HEX 1/2-13 X 1 1/2, GD. 8		
43	0850776	WASHER, FLAT 17/32 X 1 1/16		
44	0850800	NUT, HEX LOCKING 1/2-13, GD. 8		
45	0803205	BOLT, HEX 1/2-13 X 2, GD. 8		
46	0803148	BOLT, HEX, 1/2-13 X 1 3/4, GD. 8		
I	0871376	LEVELING VALVE		2
NI	1028778	LINK ASSY., LEVELING ADJ. VALVE		2
NI	0961607	BRACKET, MOUNTING, LEVELING VALVE		

QUANTITY REQUIRED IS ONE UNLESS OTHERWISE SPECIFIED.

SUSPENSION SYSTEM TAG AXLE

DR. 8/13/83 BY *Andrew* 8004525
 APP. 8/19/83 *DVB*
 FRONT
 © 1985 BLUE BIRD BODY COMPANY
 ALL RIGHTS RESERVED



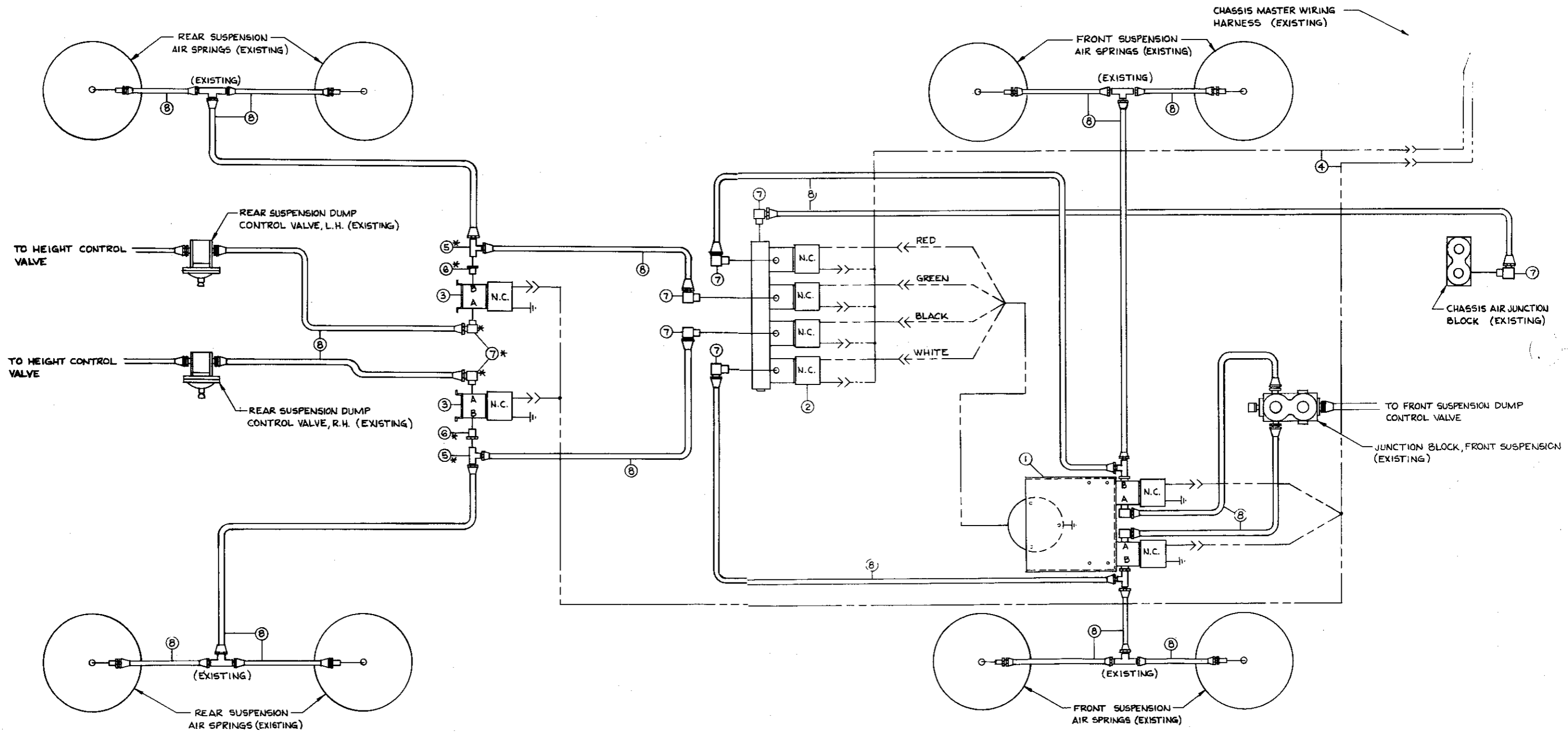
SUSPENSION SYSTEM
TAG AXLE

KEY NO.	PART NO.	DESCRIPTION	VENDOR PART NO.	QTY REQ'D
1	0990572	HANGER RAIL ASSY., RH	303-4815C-200	
2	0990630	HANGER RAIL ASSY., LH	303-4814C-100	
3	0990580	TORQUE BEAM ASSY.	507-3464B-100	
4	0990598	CLAMPING PLATE ASSY.	501-0696B-000	2
5	0990606	BOLT ASSY., ECCENTRIC	500-0699B-000	2
6	0990614	WASHER, BEARING SLEEVE	116-0519B-302	4
7	1077221	NUT, HEX, LOCKING, 1 1/4"-7	115-5648B-105	2
8	0990622	BEAM ASSY., RH	401-4627D-200	
9	0990648	BEAM ASSY., LH	401-4626D-100	
10	0961417	WASHER, INT. TOOTH, LOCK, 1 1/2"	116-0673B-000	4
11	0961409	BOLT, HEX HEAD, 1 1/2"-6 X 7"	113-0670B-105	4
12	0961573	BUSHING, TORQUE BEAM, SOFT RUBBER	111-3328B-000	4
13	0961581	BUSHING, TORQUE BEAM, HARD RUBBER	111-0512B-000	2
14	0990655	WASHER, LOCK, 1/2"	116-0556B-100	6
15	0990663	WASHER, FLAT, 3/4"	116-0576B-100	2
16	0990671	AIR SPRING	100-358-9073C	2
17	0961441	NUT, HEX, 1/2"-20	115-4093B-102	6
18	0985549	NUT, HEX, LOCKING 3/4"-16, GD. 5	115-4700B-102	2
19	0990705	SHOCK ABSORBER	125-0789B-000	2
20	1286515	BRACKET, SHOCK, UPPER	350-4816B-001	2
21	0990721	BRACKET, SHOCK MOUNT, AXLE	467-4817B-000	2
22	0963322	BOLT, HEX, 3/4"-10 X 3 1/2", GD. 8	114-3077B-105	2
23	0961375	WASHER, ANTI-TURN	900-3092B-000	4
24	0933879	NUT, HEX, 3/4"-10, GD. 8	115-0605B-102	2

FOLD-OUT

QUANTITY REQUIRED IS ONE UNLESS OTHERWISE SPECIFIED.

AIR LEVELING SYSTEM
OPT. 5640-01



AIR LEVELING SYSTEM
OPT. 5640-01

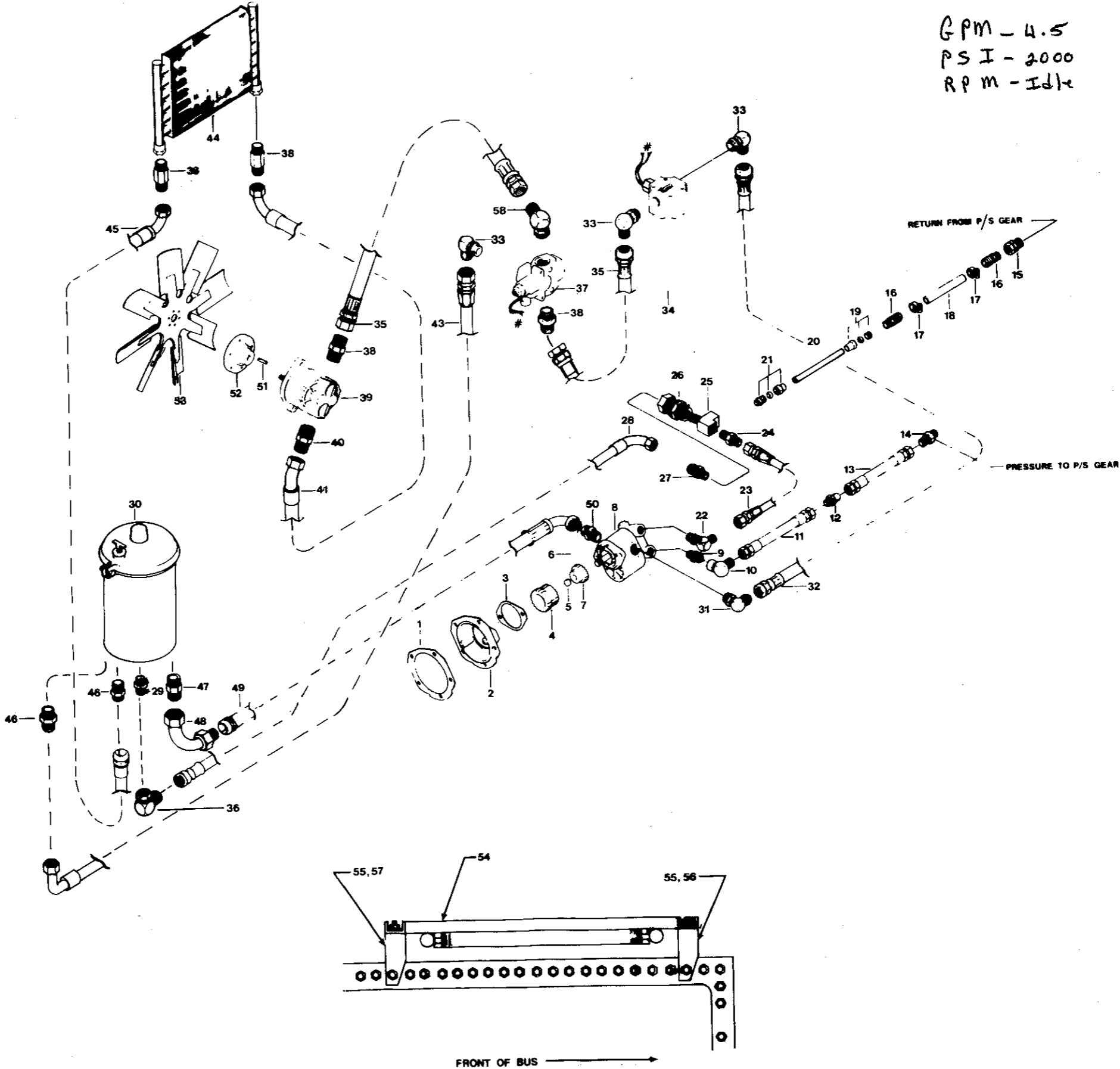
KEY NO.	PART NO.	DESCRIPTION	QTY REQ'D
1	1255918	BRACKET ASSY., MERCURY SWITCH	
NI	1255405	SWITCH ASSY., MERCURY	
2	1255397	VALVE ASSY., SOLENOID, NORMALLY CLOSED	
3	1255389	VALVE ASSY., SOLENOID, NORMALLY CLOSED, 2 WAY	2
4	1256189	HARNES, WIRING	
5	0982272	TEE, 1/8 MPT X 1/4 TUBE X 1/4 TUBE	2
6	2008050	BUSHING, BRASS, 1/8 X 1/4	2
7	2023935	ELBOW, 1/4 MPT X 1/4 TUBE	8
8	2008431	TUBING, COPPER, 1/4"	50'
NI	0871376	LEVELING VALVE	

FOLD-OUT

QUANTITY REQUIRED IS ONE UNLESS OTHERWISE SPECIFIED.

HYDRAULIC SYSTEM
8V92TA

GPM - 4.5
PSI - 2000
RPM - Idle



HYDRAULIC SYSTEM
8V92TA

KEY NO.	PART NO.	DESCRIPTION	QTY REQ'D
1	0968404	GASKET, ADAPTER	
2	0991836	ADAPTER, POWER STEERING PUMP	
3	0991828	GASKET, HYD. PUMP	
NI	0668418	DISC DRIVE, POWER STEERING PUMP	
4	0968446	COUPLING, ACCESSORY DRIVE	
5	1141993	RETAINER, SPROCKET, HYDRAULIC PUMP	
6	0968453	PIN, ROLL	
7	1072966	GEAR, HYDRAULIC PUMP	
8	1422898	PUMP, 1.94	
NI	2158095	SEAL KIT, HYDRAULIC PUMP	
9	1166115	CONNECTOR, SAE 37 DEG. FLARE	
10	1198811	ELBOW, 90 DEG. FEMALE, SAE 37 DEG. FLARE	
11	1165059	HOSE ASSY., PRESSURE, 1/2 I.D.	
12	1200344	UNION, MALE, 37 DEG. FLARE	
13		HOSE ASSY., PRESSURE	
	1165075	233" W.B.	
	1165042	240" W.B.	
14	1305259	CONNECTOR, O-RING, .50 HOSE	
15	0876649	ADAPTER, SWIVEL UNION	
16	1313840	INSERT, BARBED 5/8 I.D. HOSE X 3/8 PIPE	2
17	1025857	CLAMP, HOSE SIZE 8, LINED	2
18	1313774	HOSE, RETURN, POWER STEERING	72
19	1204395	CONNECTOR, 5/8 TUBE TO 3/8 FPT	
20		TUBE, 5/8 COPPER TUBING	
	2027407	233" W.B.	343"
	2027407	240" W.B.	364"
21	2023356	CONNECTOR, 1/2 MPT X 5/8 TUBE	
22	1169226	ADAPTER, 90 ADJUSTABLE ELBOW, 5/8 O-RING X 5/8 HOSE	
23	1169234	HOSE ASSY., 1/2 I.D.	
24	1169218	ADAPTER, 1/2 MPT X 5/8 HOSE, 37 DEG. FLARE	
25	0654350	TEE, STREET	
26	1153600	COUPLING, ANCHOR	
27	1169200	ADAPTER, 1/2 MPT X 3/4 HOSE	
28	1169242	HOSE ASSY., 5/8" I.D., (233 & 240" W.B.)	
29	0809608	CONNECTOR, TRAN COOLING	
30	1223957	RESERVOIR, 16 QUART, NELSON POSITIVE VENT	
NI	2138824	COVER ASSY., HYD. RESERVOIR (INCLUDES ITEMS WITH @)	
NI@	2139459	BREATHER, CHROME, RESERVOIR	
NI@	2139400	DIPSTICK, HYD. RESERVOIR	
NI@	2139467	CLAMP, BAND, RESERVOIR COVER	
NI@	2138261	O-RING, RESERVOIR COVER	
NI	2138246	ELEMENT, HYD. RESERVOIR	3
NI	2139442	WING NUT, ELEMENT RETAINING	
NI	2139434	SPRING, ELEMENT RETAINING	
NI	2139426	BRACKET, MOUNTING, RESERVOIR	

QUANTITY REQUIRED IS ONE UNLESS OTHERWISE SPECIFIED.

HYDRAULIC SYSTEM
8V92TA

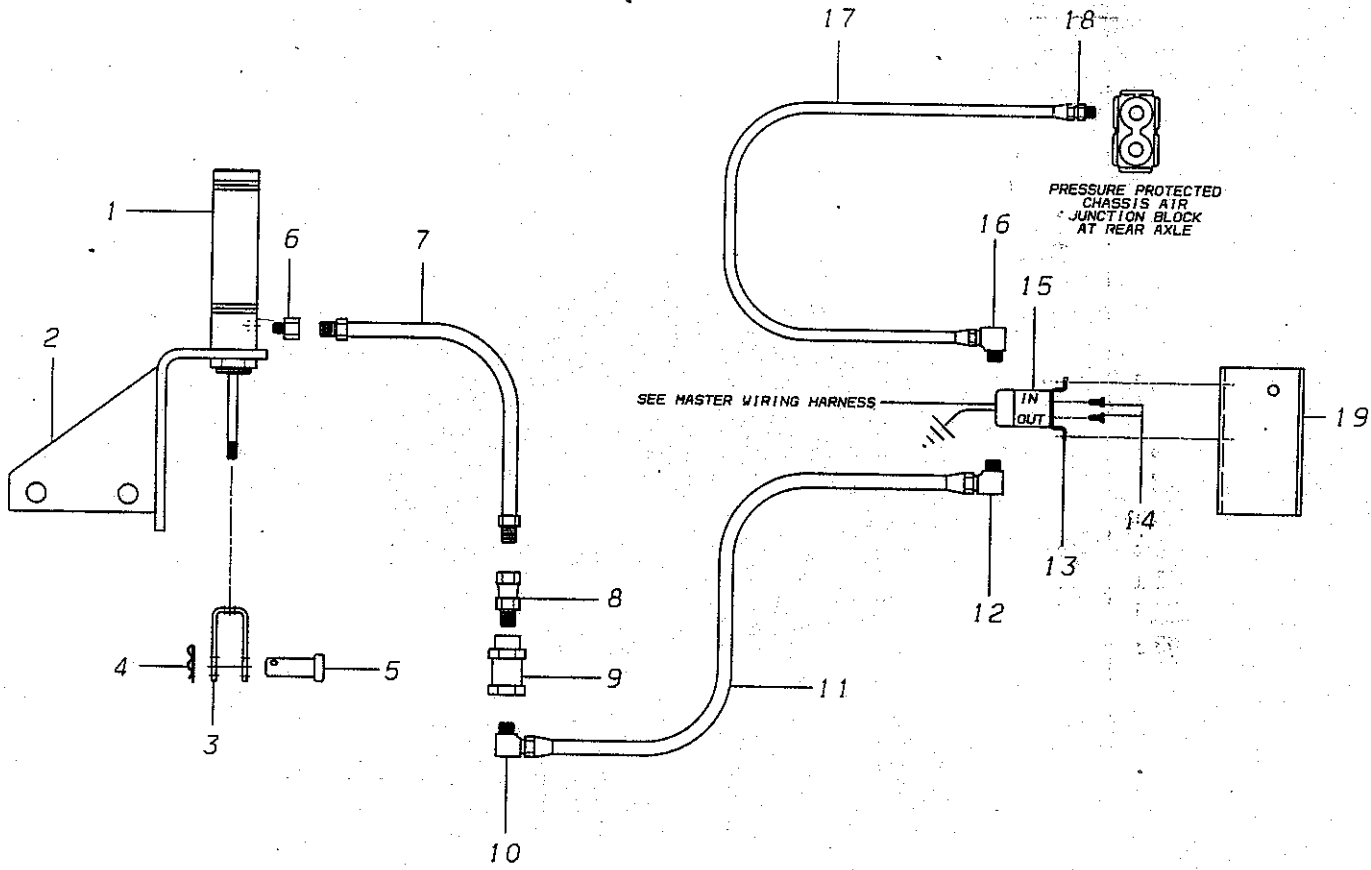
KEY NO.	PART NO.	DESCRIPTION	QTY REQ'D
31	0964908	ADAPTER, 37 DEG	
32	1270180	HOSE ASSY., 3/4 FEMALE SWIVEL TO 1" FEMALE SWIVEL	
33	1056076	ADAPTER, 37 DEG. STEEL FLARE	3
34	1219260	FILTER ASSY., HYDRAULIC FAN WITH ELECTRICAL INDICATOR	
NI	2122026	ELEMENT, HIGH PRESSURE FILTER	
NI	2137024	O-RING, BOWL, HIGH PRESSURE FILTER	
35	1271717	HOSE ASSY., 1" H/P (233" & 240" W.B.)	2
36	1056118	ADAPTER, 90 DEG., SWIVEL ELBOW	
37	1472281	VALVE ASSY., RELIEF, WEBSTER - <i>4405692 Solenoid</i>	
NI	2136687	SEAL KIT, RELIEF VALVE	
38	1042878	ADAPTER, IMPERIAL EASTMAN	4
39	1260918	MOTOR, FAN, HYD., WEBSTER	
NI	2123099	SEAL KIT, HYDRAULIC MOTOR	
40	1073022	ADAPTER, 37 DEG. STEEL FLARE	
41	1271733	HOSE ASSY.	
43	1216126	HOSE ASSY., 42" LONG	
44	1263474	COOLER, HAYDEN, 18 X 24 WITH O-RINGS	
45	1271741	HOSE ASSY., (233" & 240" W.B.)	
46	1107697	ADAPTER, 37 DEG. STEEL FLARE	2
47	1128552	CONNECTOR, PIPE, 37 DEG. FLARE	
48	1151232	ADAPTER, 1 1/4 CURVED, 37 DEG.	
49	1133065	HOSE ASSY., OIL COOLER	
50	1248145	CONNECTOR, O-RING	
51		KEY, HUB, HYDRAULIC MOTOR, 3/16	
52	1205798	HUB, FAN, HYDRAULIC	
53	1168129	FAN ASSY., 38"	
54	1101344	CHANNEL ASSY., MOUNTING OIL COOLER	
55	1168608	BRACKET ASSY., MTG HYD. OIL COOLER, UPPER	
56	1168624	BRACKET, MOUNTING, OIL COOLER, LOWER, FRONT	
57	1216480	BRACKET, MOUNTING, OIL COOLER, LOWER, REAR	
58	1056092	ADAPTER, 16 X 16, 45 DEGREE, ADJ. ELBOW	
NI	1206127	KIT, TRANS., COOLER MOUNT	2
NI	1212133	NUT, 5/8-18, NYLOK, GD. 8, CAD. PLTD.	
NI	0870907	WASHER, FLAT, 5/8 HARDENED	
NI	1157056	DECAL, OIL, HYDRAULIC FAN DRIVE SYSTEM	
NI	1143973	PLUG, PIPE, 1"	
NI	1485820	ALARMSTAT, KYSOR, 195 DEG. NORMALLY CLOSED	
NI	1163369	BRACKET, MTG, HYDRAULIC FAN RELIEF VALVE	

QUANTITY REQUIRED IS ONE UNLESS OTHERWISE SPECIFIED.



BLUE BIRD

RETARDER CONTROLS



RETARDER CONTROLS

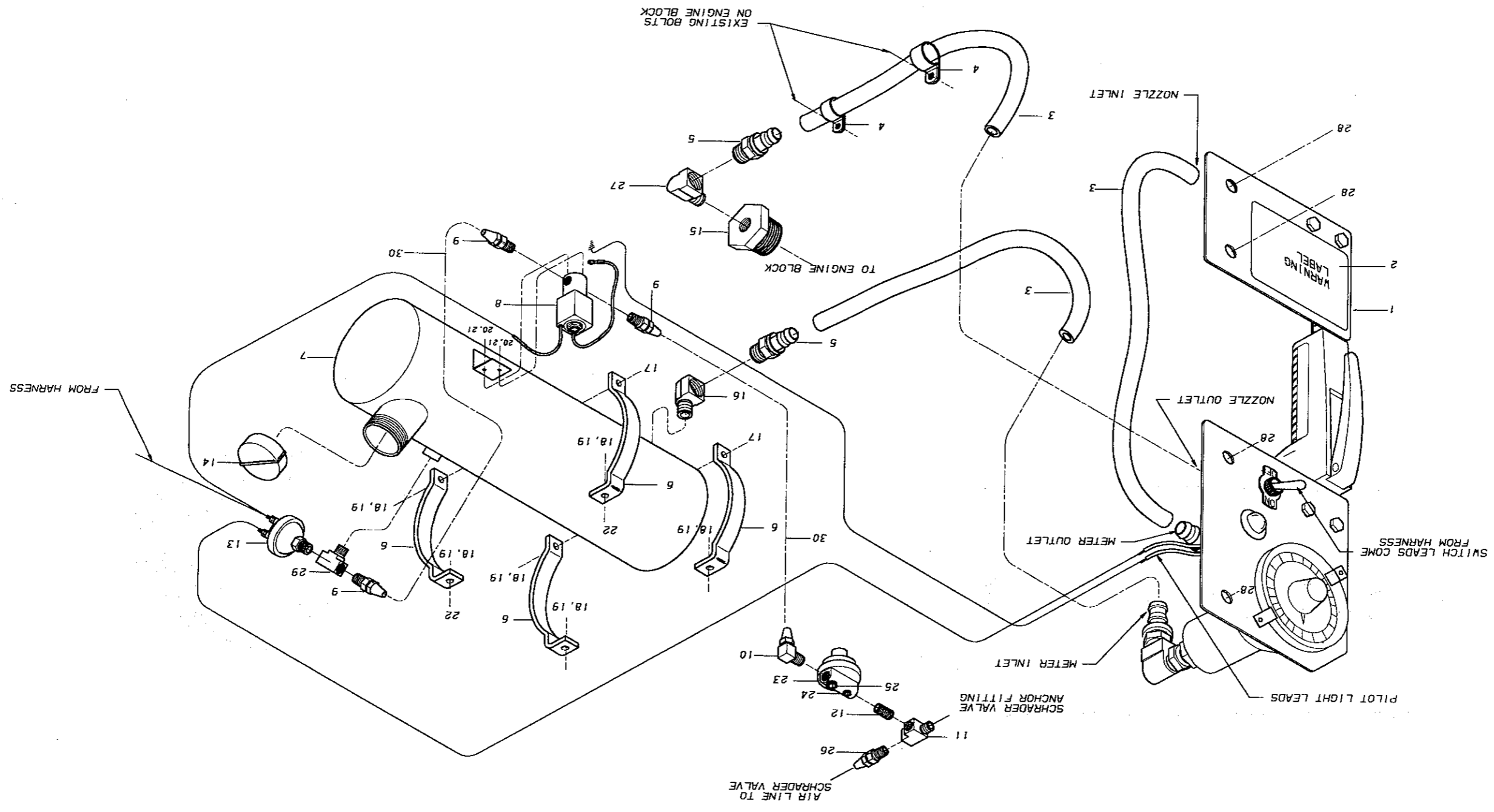
KEY NO.	PART NO.	DESCRIPTION	QTY REQ'D
1	1422302	CYLINDER, AIR	
2	1423698	BRACKET ASSY., AIR CYLINDER (INPUT RETARD)	
3	1424191	CLEVIS, 1/4-28 X .531	
4	1105469	PIN, HAIR, COTTER 3/16	
5	2008852	PIN, CLEVIS, 1/2 DIA X 1 1/2 LONG	
6	0766188	ADAPTER, 3/8 FPT X 1/4 MPT	
7	0870329	HOSE ASSY.	
8	2028124	ADAPTER, HOSE	
9	0758698	COUPLING, ANCHOR	
10	2023265	ELBOW, 3/8 MPT X 3/8 TUBE	
11	2027381	TUBING, 3/8 COPPER, 1/4 TYPE L	8"
12	2023190	ELBOW, 1/4 MPT X 3/8 TUBE	
13	1124569	BRACKET, MTG, SOLENOID VALVE	
14	3754728	SCREW, MACHINE, PH, PAN HD.	2
15	1124551	VALVE, SOLENOID, NORMALLY CLOSED	
16	2023935	ELBOW, 1/4 MPT X 1/4 TUBE	
17	2008431	TUBING, COPPER, 1/4	9"
18	2023224	CONNECTOR, 1/4 MPT X 1/4 TUBE	
19	1167733	BRACKET, MTG, RETARDER CONTROLS	

QUANTITY REQUIRED IS ONE UNLESS OTHERWISE SPECIFIED.

HOLDING TANK

KEY NO.	PART NO.	DESCRIPTION	QTY REQ'D
NI	3908886	BRACKET, MTG, HOLDING TANK, INNER	2
NI	3940756	SUPPORT ASSY., HOLDING TANK, RH	
NI	3940764	SUPPORT ASSY., HEATED HOLDING TANK, LH	
NI	3942919	SUPPORT ASSY., HEATED HOLDING TANK, FRONT	
NI	2216463	TUBING, HYTRON (APPROX. 14 FT. REQUIRED)	
NI	2272862	LOOM, CORRUGATED, BLACK, NYLON, 3/8 ID, SS (APPROX. 10 FRT. REQUIRED)	
NI	2008571	CLAMP, ONE HOLE STEEL	
NI	3940731	TANK ASSY., HOLDING, RH	
NI	3940749	TANK ASSY., HOLDING, LH	
NI	3955341	BRACKET, HOLDING TANK, FRONT, RH	
NI	3955358	BRACKET, HOLDING TANK, REAR, RH	
NI	3955366	BRACKET, HOLDING TANK, FRONT, LH	
NI	3955374	BRACKET, HOLDING TANK, REAR, LH	
NI	3900461	BRACKET ASSY., SWITCH, POWER SUMP VALVE	
NI	3901964	TOOL, POWER DUMP VALVE, OPERATING	
NI	3920527	PLATE, COVER, REAR HOLE, TUB DRAIN	
NI	3920519	PLATE, COVER, FRONT, HOLE, TUB DRAIN	
NI	3889292	SCREW, TEKS/3, PH, WAFER HD (APPROX. 6 REQUIRED)	
NI	3893757	SCREW, TEKS/3, PH, PAN/HD (APPROX. 70 REQUIRED)	
NI	2193456	SCREW, SM, PH, PN/HD, 10-24 X 3/8 (APPROX. 16 REQ'D)	
NI	2250652	CAPSCREW, HEX, 5/16-18 X 1	
NI	3840915	WASHER, LOCK, HELICAL SPRING, 5/16	
NI	2235331	NUT, HEX, 5/16-18	
NI	2256162	NUT, WING, 5/16-18	
NI	3930971	SUPPORT, OUTER, HOLDING TANK, LH	
NI	3955382	BRACKET, HOLDING TANK, TOP	

QUANTITY REQUIRED IS ONE UNLESS OTHERWISE SPECIFIED.



BULK OIL FILL

BULK OIL FILL

KEY NO.	PART NO.	DESCRIPTION	QTY REQ'D
1	1510361	CONTROL ASSY., BULK OIL FILL	
2	1484070	DECAL, WARNING, OIL FILL	
3	1313758	HOSE, 3/8 ID X 5/8 OD	
4	1073352	CLAMP, CLOSED, INSULATED	
5	1313808	INSERT, BARBED, SWIV., 3/8 H X 3/8 IF	10'
6	0850578	BRACKET, MTG, 8 AIR RESERVOIR	2
7	1477181	TANK ASSY., RESERVOIR, BULK OIL	2
8	1124551	VALVE, SOLENOID, NORM CLOSED	4
9	2023224	CONNECTOR, 1/4 MPT X 1/4 T	
10	2023935	ELBOW, 1/4 MPT X 1/4 T	
11	0654277	TEE, STREET, 1/4 PIPE	2
12	2027183	NIPPLE, 1/4 CLOSE, BRASS	2
13	0998740	SWITCH, STOP LIGHT	2
14	1053461	CAP, BULK OIL FILL, NON VENTED, NON FUSED	
15	1510411	BUSHING, 1 X 1/4	
16	0670901	ELBOW, 3/8 MPT X 3/8 IF	
17	0969873	CAPSCREW, 3/8 X 6	
18	0882795	LOCKWASHER, SPLIT RING, 3/8	
19	2001451	NUT, HEX HD, 3/8-16	2
20	3754728	SCREW, MACHINE, PH, 10-32	6
21	2001162	WASHER, LOCK, 3/16	6
22	0803213	CAPSCREW, HEX HD, 3/8-16 X 1 1/4	2
23	0522508	VALVE, PRESSURE PROTECTION	2
24	2027118	PLUG, PIPE, 1/8 PIPE	2
25	0992297	PLUG, PIPE, 1/4	
26	2023182	CONNECTOR, 1/4 MPT X 3/8T	
27	2026987	ELBOW, 1/4 MPT X 3/8 IF	
28	1091685	SCREW, 5/16-18 X 3/4	
29	0559047	TEE, MALE BRANCH 1/4 PIPE	
30	2205102	TUBING, COPPER 1/4 OD	4

QUANTITY REQUIRED IS ONE UNLESS OTHERWISE SPECIFIED.