



**BLUE BIRD**

**1988  
Wanderlodge  
Wide Body  
Chassis Parts  
Catalog**

**Fort Valley, Georgia**

**Brantford, Ontario**

**Buena Vista, Virginia**

**Mt. Pleasant, Iowa**

**LaFayette, Georgia**

**Chassis No. \_\_\_\_\_ Body No. \_\_\_\_\_**

# BLUE BIRD BODY CO.

BODY NO. F82075

MODEL YR. 1988

FORT VALLEY, GEORGIA, USA

BODY SERVICE NO. 166042

## FURNISH INFORMATION BELOW WHEN ORDERING AXLE PARTS

CHASSIS  
SERIAL

29258

ENGINE  
SERIAL

08VF122726

FRONT  
AXLE

FG941NX117

BRAKE LINING FMSI  
NO. & FRICTION CODE

4524B/FF

BRAKE  
DRUM

1117365

REAR  
AXLE

R125NX8

BRAKE LINING FMSI  
NO. & FRICTION CODE

4515G/FF

BRAKE  
DRUM

1117340

REAR AXLE RATIO

3.42

TAG  
AXLE

TRD86700603

BRAKE LINING FMSI  
NO. & FRICTION CODE

4515G/FF

BRAKE  
DRUM

1117340

CHASSIS SERVICE NO.

964721



1988 BLUE BIRD BODY COMPANY  
ALL RIGHTS RESERVED



## Introduction

Thank you for the confidence you have shown in our company by purchasing a Blue Bird Wanderlodge. This catalog is designed to assist you in ordering service replacement parts for your Blue Bird. It contains illustrations with parts information for most parts and accessories.

If at any time you should need assistance. Please don't hesitate to contact your Blue Bird Distributor or the Service Parts Department in Fort Valley, Georgia, U.S.A.

### Ordering Parts

You can order your service parts from your Blue Bird Distributor or directly from Blue Bird Body Company, Fort Valley, Georgia. When placing an order give the quantity, Blue Bird part number and a brief description. If for some reason you have been unable to find the part number, advise the quantity and a complete parts description, along with the body number for which the parts are required. The body number of your Blue Bird may be found on the Data Plate which is inside the electrical box compartment. The electrical box compartment is inside the coach immediately to the right of the entrance door. A picture of the Data Plate appears on the inside front cover of this catalog.

When ordering parts for a major wreck, it is a good idea to include photographs with your order. This will help to fill your order correctly.

### Receiving Parts from Carrier

Certain steps should be taken when receiving an order to insure it's completeness and to evaluate the condition of the parts received.

1. Check the number of pieces actually received against the number of pieces shown on the bill of lading.
2. Visually check the external condition of the boxes, crates, etc. Any discrepancies should be noted on the bill of lading. Have the driver initial each notation on your copy and his copy of the bill of lading.
3. Any concealed damage not discovered until after the carrier has left should be reported immediately to the carrier.
4. Claims for shortages or damages should be filed with the carrier immediately.
5. If incorrect parts are received, notify the Service Parts Department from whom you purchased the parts. They will advise disposition of the parts. Do not return parts without prior authorization.

### Shipment of Material

All parts will be shipped the most economical way, unless otherwise specified.

### **Company Policy**

Although it is impractical to include all parts in this catalog for all options offered, we believe those included will meet the great majority of your needs. It is our earnest desire at Blue Bird to give you the fastest and most accurate service possible. Please help us by studying this catalog and ordering by the correct part number.

### **A Word of Caution**

Blue Bird uses new parts and components in the manufacture of its' coaches. We strongly recommend that you use only new parts and components for replacement purposes. Blue Bird or its' vendor can not be responsible for failures due to the use of used or rebuilt parts.

### **Payment**

All parts orders are shipped on a C.O.D. basis unless other arrangements have been made with your Blue Bird Distributor or Blue Bird Body Company. This is customary in the automotive field.

### **Important**

The illustrations and drawings used in this parts catalog are to be used for parts identification purposes only, not as a guide for assembly, disassembly, maintenance or service.

### **Chassis Service Number**

A chassis service number (CSN) is assigned to the **chassis** of each Blue Bird Wanderlodge. This number is used to identify the sequence in which a chassis is set up in production.

**Example:** CSN 0958560 is set up immediately before CSN 0958561.

This will assist you in identifying the first unit (beginning CSN) or last unit (ending CSN) on which a part was installed.

The CSN can be found attached to the axle record plate which is inside the electrical box compartment. The electrical box compartment is inside the coach immediately to the right of the entrance door. A picture of the axle record plate appears on the inside front cover of this catalog.

TABLE OF CONTENTS

DESCRIPTION	PAGE
AXLES	
FRONT.....	2
REAR.....	6
TAG.....	10
BRAKES	
FRONT.....	12
REAR.....	16
TAG (SEE AXLE).....	10
WHEEL END COMPONENTS	
FRONT.....	18
REAR.....	20
BRAKE TREADLE VALVE.....	22
DUAL AIR BRAKE SYSTEM	
38' & 40'.....	24
COOLING SYSTEM, RADIATOR AND TRANSMISSION	
8V92TA.....	28
DRIVELINE	
1810.....	32
ENGINE TRIM	
8V92TA.....	34
EXHAUST SYSTEM	
OPT. 6008-01.....	36
FRAME	
MAIN FRAME.....	40
FRONT SUB FRAME.....	42
REAR SUB FRAME.....	44
ENGINE CRADLE.....	46
FUEL LINES	
(ENDING W/CSN 964616).....	48
(BEGINNING W/CSN 964617).....	52
BATTERIES AND BATTERY CABLES.....	54
ELECTRICAL COMMON PARTS.....	56
ELECTRONIC CONTROL MODULE.....	57
BUMPERS.....	58
INSTRUMENTS	
PANEL ASSY., DASH, LOWER.....	60
PANEL ASSY., DASH, UPPER.....	62
PANEL ASSY., DASH, SHIFTER.....	64
PANEL, DASH, RH, LOWER.....	66
PANEL, DASH, RH, UPPER.....	68
PANEL, DASH, RH, LOWER AUXILIARY.....	70
PANEL, DASH, LH, LOWER AUXILIARY.....	72
PANEL, DASH, OVERHEAD AUXILIARY, RH.....	74
PANEL, DASH, OVERHEAD AUXILIARY, LH.....	76
STEERING LINKAGE.....	79
SUSPENSION	
FRONT AXLE.....	81
DRIVE AXLE.....	82
TAG AXLE.....	84

TABLE OF CONTENTS

<u>DESCRIPTION</u>	<u>PAGE</u>
AIR LEVELING SYSTEM, (OPT. 5640-01).....	86
HYDRAULIC SYSTEM, 8V92TA.....	89
RETARDER CONTROLS.....	92
HOLDING TANK	
BODY MODEL 38' & 40'.....	94
BULK OIL FILL (1 OF 2).....	96
BULK OIL FILL (2 OF 2).....	98

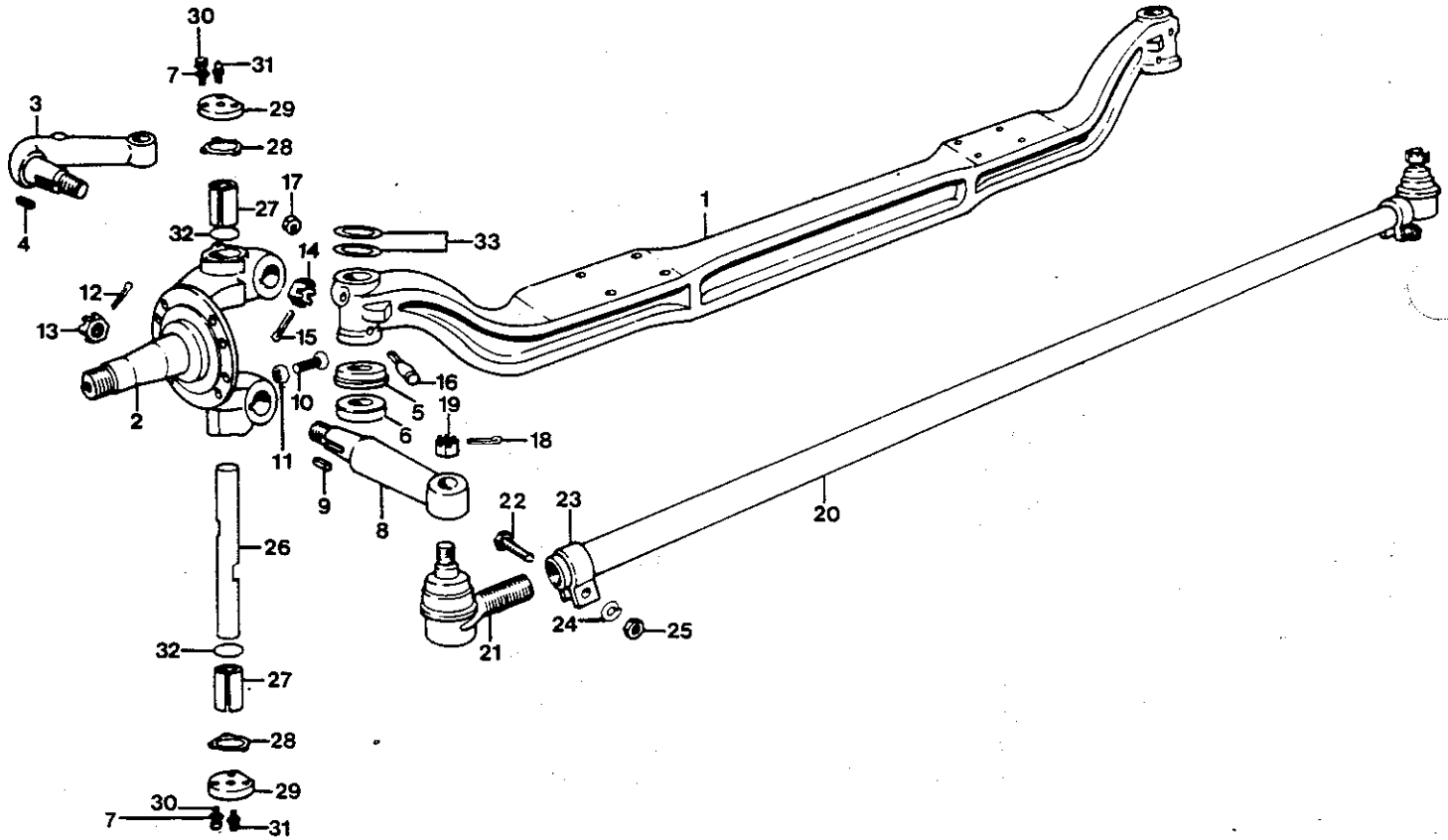
## ABBREVIATIONS

AC	AIR CONDITIONING
ADJ.	ADJUSTING
AR	AS REQUIRED
ASSY.	ASSEMBLY
BB	BLUE BIRD
BLK	BLACK
BRKT.	BRACKET
COMP.	COMPRESSOR
CONT.	CONTINUED
CTR.	CENTER
CU.	CUBIC
CYL.	CYLINDER
DEG.	DEGREE
DIA.	DIAMETER
DIFF.	DIFFERENTIAL
DRI'S	DRIVER'S
ENG.	ENGINE
EXH.	EXHAUST
FPT	FEMALE PIPE THREAD
FRT.	FRONT
FWD	FORWARD
GM	GENERAL MOTORS
GR.	GRADE
HDND	HARDENED
I.D.	INSIDE DIAMETER
INCL.	INCLUDED
LH	LEFT HAND
MAT'L	MATERIAL
MPT	MALE PIPE THREAD
MTG	MOUNTING
NI	NOT ILLUSTRATED
O.D.	OUTSIDE DIAMETER
OZ	OUNCE
PLTD.	PLATED
POS.	POSITION
PT	PIPE THREAD
RD.	ROUND
RH	RIGHT HAND
SM	SMALL
STD.	STANDARD
SUSP.	SUSPENSION
TRANS.	TRANSMISSION

FRONT AXLE  
ROCKWELL FG-941-NX-117

DR. 10-11-87 BY	LB	6007056
APP.	BY	

FRONT © 1987 BLUE BIRD BODY COMPANY  
ALL RIGHTS RESERVED





FRONT AXLE  
ROCKWELL FG-941-NX-117

KEY NO.	PART NO.	DESCRIPTION	VENDOR PART NO.	QTY REQ'D
1	4279444	AXLE CENTER	3100-K-7135	
2	4279451	STEERING KNUCKLE ASSY, LH	A2-3111-R-2644	
NI	4279469	STEERING KNUCKLE ASSY. RH	A2-3111-W-2649	
3	4279477	STEERING ARM	3133-F-5700	
4	2135218	KEY, STEERING ARM	16-X-202	
5*	2157550	SEAL & GASKET ASSY., LOWER	A-1205-P-1784	2
6*	4279485	THRUST BEARING & GASKET ASSY.	T-1921	2
7*	2600419	WASHER	1229-E-1669	12
8		ARM, CROSSTUBE		
	4279493	LH (SHOWN)	3133-S-6337X	
	4279501	RH	3133-R-6336X	
9	2135218	KEY, CROSSTUBE ARM	16-X-202	2
10	2646545	SCREW, STOP	26-X-219	2
11	2596195	LOCKNUT	N-48-1	2
12	2594596	PIN, COTTER	K-2616	2
13	2600724	NUT, CROSSTUBE ARM	14-X-27	2
14	2135200	NUT, STEERING ARM	13-X-159	
15	2135267	PIN, COTTER, STEERING ARM	K-2618	
16*		KEY, DRAW		
	2622470	SHORT (UPPER)	7-X-112	2
	2622371	LONG (LOWER)	7-X-111	2
17*	2646552	NUT, DRAW KEY	1227-Z-780	4
18	2594398	PIN, COTTER (INCLUDED W/ITEM 21)	K-2412	2
19		NUT, TIE ROD END (INCLUDED W/ITEM 21)		2
20	4279519	CROSSTUBE & CLAMP ASSY.	A-3102-U-4312	
21		END ASSY., CROSSTUBE		
	4279527	LH (SHOWN)	A-3144-E-525	
	4279535	RH	A-3144-P-524	
22		BOLT, CROSSTUBE CLAMP (NOT AVAILABLE SEPARATELY, INCLUDED W/ITEM #21)		2
23		CLAMP, CROSSTUBE (NOT AVAILABLE SEPARATELY, INCLUDED W/ITEM #21)		2
24		LOCKWASHER, CROSSTUBE CLAMP (NOT AVAILABLE SEPARATELY, INCLUDED W/ITEM #21)		2
25		NUT, CROSSTUBE CLAMP (NOT AVAILABLE SEPARATELY, INCLUDED W/ITEM #21)		2
26*	2599769	PIN, KNUCKLE	3101-W-179	2
27*	2137016	BUSHING, KNUCKLE PIN	1225-W-985	2
28*	4279543	GASKET	3208-M-1027	4
29*	2149490	CAP, STEERING KNUCKLE	2297-T-4752	4
30*	2149482	CAPSCREW	S-258-1	12
		* NOTE: INCLUDED IN REPAIR KIT, KNUCKLE PIN		

QUANTITY REQUIRED IS ONE UNLESS OTHERWISE SPECIFIED.

FRONT AXLE  
ROCKWELL FG-941-NX-117

KEY NO.	PART NO.	DESCRIPTION	VENDOR PART NO.	QTY REQ'D
31*	4279550	FITTING, GREASE, 90 DEG.	1898-R-720	4
32*	2594950	SEAL ASSY., OIL	A-1205-X-1428	4
33*		SHIM, STEERING KNUCKLE SPACING		
	2603538	.005"	2203-L-3002	AR
	2603231	.010"	2203-K-3001	AR
	4279592	.015"	2203-D-2942	AR
NI	4279568	REPAIR KIT, KNUCKLE PIN (INCLUDES ITEMS 5,6,7,16,17,26,27 28,29,30,32,33)	KIT 1309	
		* NOTE: INCLUDED IN REPAIR KIT, KNUCKLE PIN		

QUANTITY REQUIRED IS ONE UNLESS OTHERWISE SPECIFIED.

# Ordering Parts

All parts should be ordered through your Blue Bird distributor.

This catalog includes most standard equipment and popular optional equipment. It is to be used as a **guide only** in ordering service parts due to **production changes** which occur throughout the year. When ordering indicate the quantity, part number and description. If you are unable to locate a part number, give your distributor a detailed description of the part.

**Important:** Always specify the **body number** when ordering parts. Your distributor will verify the correct part number for your particular body number. The body number is on the data plate which is located inside of the body immediately above the right hand windshield. A picture of the data plate appears on the inside front cover of this catalog.

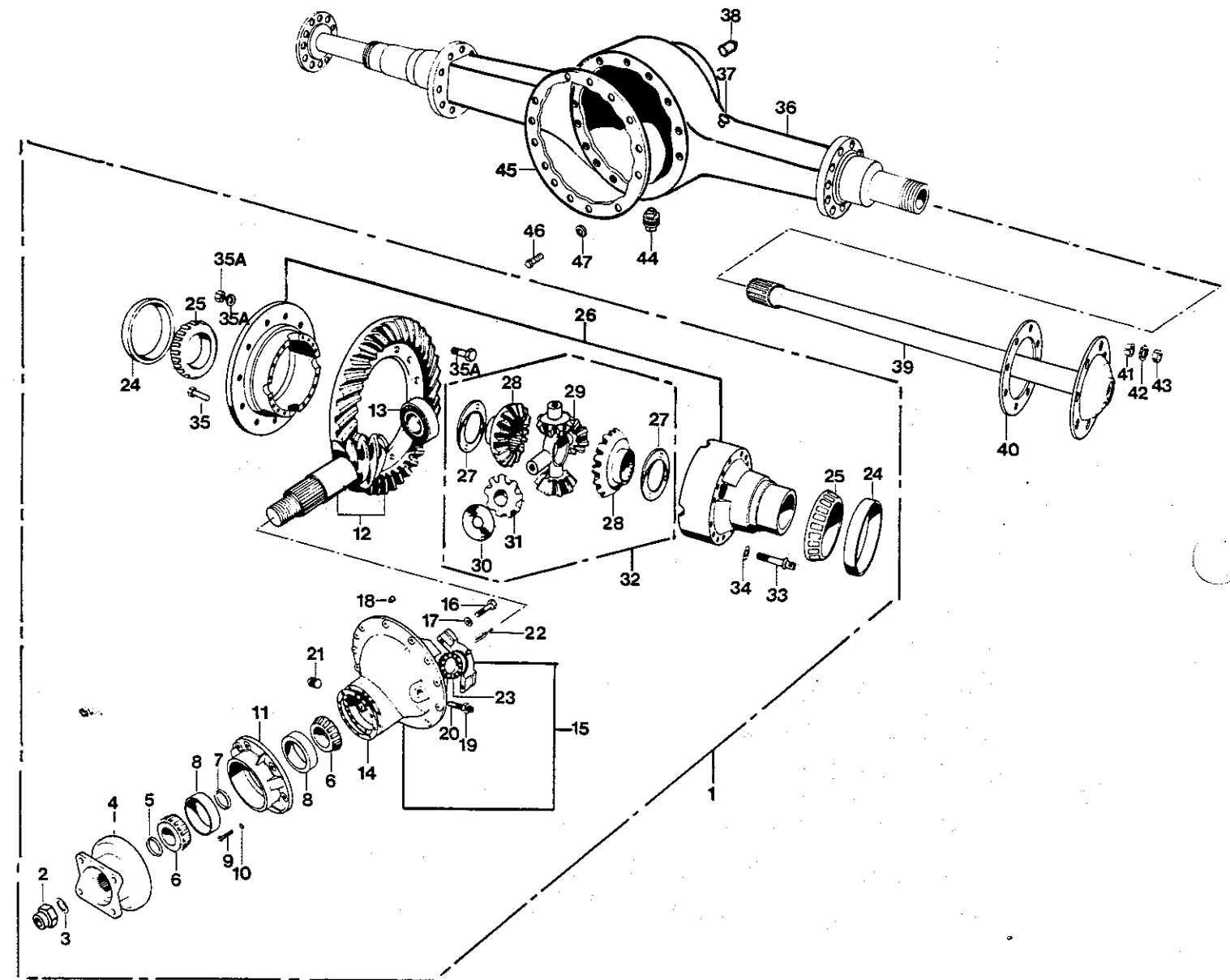
When ordering parts for a major wreck, it is a good idea to include photographs with your order. This will help to fill your order correctly.

ROCKWELL STANDARD REAR AXLES  
R-125-NX-8 (8V92TA)

DR. 6/14/83 BY JET  
APP. 11/1/83 BY DUB

8002362

© 1983 BLUE BIRD BODY COMPANY  
ALL RIGHTS RESERVED



ROCKWELL STANDARD REAR AXLES  
R-125-NX-8 (8V92TA)

KEY NO.	PART NO.	DESCRIPTION	VENDOR PART NO.	QTY REQ'D
NI*	2137156	KIT, DIFF. CARRIER OVERHAUL	QR100-1314	
1	2158129	CARRIER ASSY, DIFFERENTIAL, R-125-NX-8, 3.42:1	B59-3200-N-1314	
2	2135903	NUT, YOKE INPUT	1227-R-902	
3	2117778	WASHER, YOKE INPUT	1229-T-1736	
4	2139855	YOKE, DRIVE R-125-NX-8	3260-L-116	
5	2136851	SEAL ASSY., PINION OIL	A-1205-Y-1897	
6	2135051	BEARING, PINION, FWD. & REAR	72212-C	2
7	2135895	SPACER KIT, PINION BEARING	KIT 545	
8	2624427	CUP, PINION BEARING	72487	2
9	2594208	CAPSCREW, FWD. BEARING CAGE	S-2812-1	8
10	2600211	WASHER, FWD. BEARING CAGE	1229-C-1511	8
11	2135044	CAGE ASSY, PINION (INCLUDES ITEM #8)	A-3226-Z-806	
12	2139384	GEAR & PINION, MATCHED SET 3.42:1	A-39424-1	
13	2599611	BEARING, PINION, REAR	1228-F-552	
14		SHIM, PINION CAGE		
	2135077	.003 THICK	2203-C-8115	
	2135085	.005 THICK	2203-D-8116	
	2135093	.010 THICK	2203-E-8117	
15	2135028	CARRIER & CAPS ASSY.	A2-3200-N-1314	
16	2135036	CAPSCREW, DIFF. BEARING CAP	S-21238-1	4
17	2603017	WASHER, DIFF. BEARING CAP	1229-V-1556	4
18	2599728	DOWEL, DIFF. BEARING CAP	1246-D-342	4
19	2121861	NUT, THRUST SCREW LOCK	13X-41	
20	2121853	SCREW, THRUST, DRIVE GEAR	15X-1025	
21	2596898	PLUG, OIL FILL & INSPECTION	P-212	
22	2596807	COTTER PIN, ADJUSTING RING	1199-R-2176	2
23	2135168	ADJUSTING RING, DIFF. BEARING	2214-Z-208	2
24	2135143	CUP, DIFFERENTIAL BEARING	JM-716610	2
25	2135150	CONE, DIFFERENTIAL BEARING	JM-716649	2
26	2135853	CASE ASSY., DIFFERENTIAL	A19-3235-C-1173	
27	2602514	WASHER, THRUST DIFF. SIDE GEAR	1229-T-1034	2
28	2135127	GEAR, DIFF. SIDE	2234-C-783	2
29	2135135	SPIDER, DIFF.	3278-S-305	
30	2602019	WASHER, DIFFERENTIAL PINION	1229-R-1032	4
31	2599256	GEAR, DIFFERENTIAL PINION	2233-U-151	4
32	2137412	KIT, DIFFERENTIAL	KIT 326	
33	2135119	CAPSCREW, DIFFERENTIAL CASE	S-2826A-1	16

\* NOTE: THIS KIT CONTAINS ALL PARTS  
NECESSARY TO PERFORM BASIC  
DIFFERENTIAL CARRIER OVERHAUL

QUANTITY REQUIRED IS ONE UNLESS OTHERWISE SPECIFIED.

ROCKWELL STANDARD REAR AXLES  
R-125-NX-8 (8V92TA)

KEY NO.	PART NO.	DESCRIPTION	VENDOR PART NO.	QTY REQ'D
34	2600211	WASHER, DIFFERENTIAL CASE	1229-C-1511	16
35	2597292	RIVET, DIFF. CASE TO GEAR (OPT)	RV-71013	12
35A	2120814	BOLT KIT, CASE TO GEAR	KIT 570	
36	2135796	HOUSING ASSY., AXLE	C1-3121-R-798	
37	2593150	BREATHER ASSY., AXLE HOUSING	A-1199-P-1394	
38	2134997	PLUG ASSY., HEAT INDICATOR	P-28	
39	2135002	SHAFT, AXLE, LH & RH	3202-P-8362	
40	0929083	GASKET, AXLE SHAFT	2208-X-440	
41	0929091	DOWEL, AXLE SHAFT STUD	13885	16
42	2603512	LOCKWASHER, AXLE SHAFT STUD	1229-X-518	16
43	0929000	NUT, AXLE SHAFT STUD		16
44	2121887	PLUG, AXLE HOUSING DRAIN (MAGNETIC)	1250-E-473	
45	2127017	GASKET, SILASTIC (3 OZ. TUBE)	EATON 107276	
46	2704666	BOLT, CARRIER TO HOUSING	S-21014-1	14
47	2602712	WASHER, CARRIER TO HOUSING	1229-U-1503	14

QUANTITY REQUIRED IS ONE UNLESS OTHERWISE SPECIFIED.

# Ordering Parts

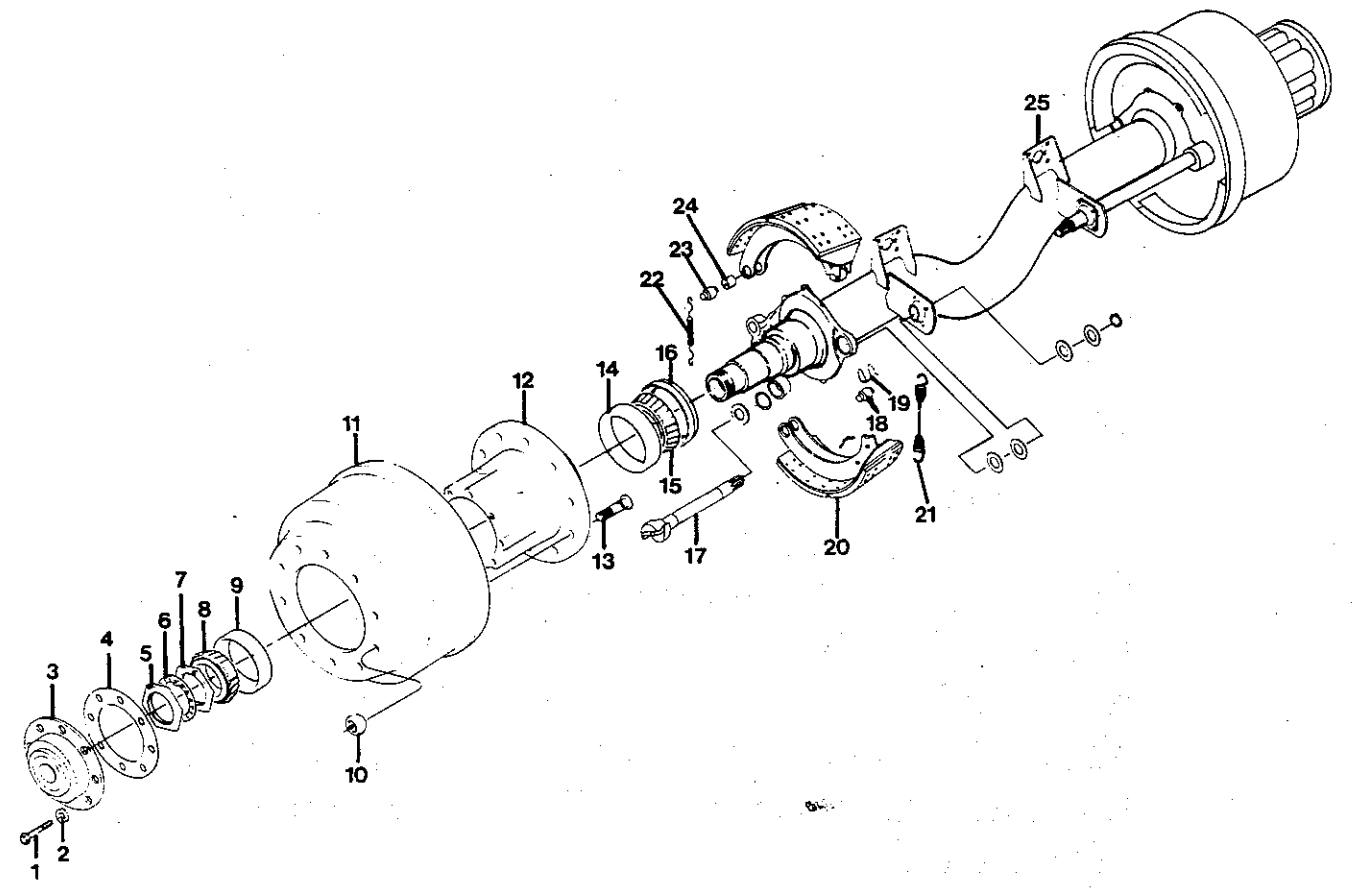
All parts should be ordered through your Blue Bird distributor.

This catalog includes most standard equipment and popular optional equipment. It is to be used as a **guide only** in ordering service parts due to **production changes** which occur throughout the year. When ordering indicate the quantity, part number and description. If you are unable to locate a part number, give your distributor a detailed description of the part.

**Important:** Always specify the **body number** when ordering parts. Your distributor will verify the correct part number for your particular body number. The body number is on the data plate which is located inside of the body immediately above the right hand windshield. A picture of the data plate appears on the inside front cover of this catalog.

When ordering parts for a major wreck, it is a good idea to include photographs with your order. This will help to fill your order correctly.

TAG AXLE





## TAG AXLE

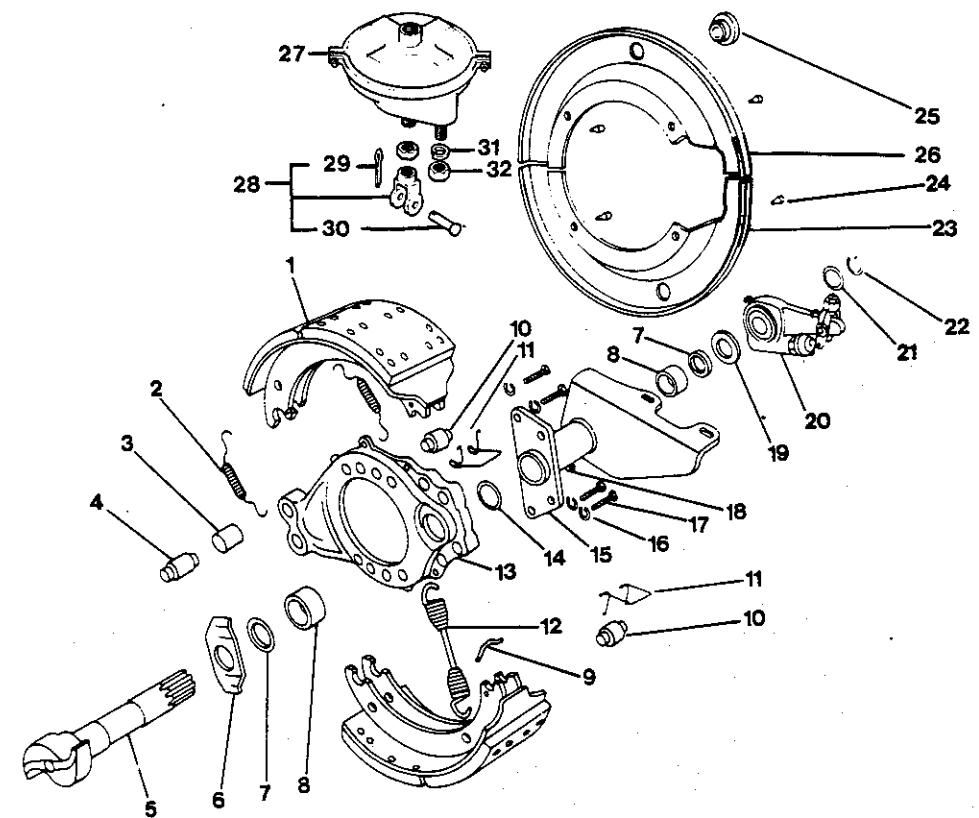
KEY NO.	PART NO.	DESCRIPTION	VENDOR PART NO.	QTY REQ'D
NI	1320811	AXLE ASSY., COMPLETE	TRD 8670-Q-603	
1	1107895	CAPSCREW, HUB CAP		16
2	2001220	WASHER, LOCK	WA-110	16
3	1236587	HUBCAP ASSY.	A-3262-D-368	2
4	0929083	GASKET, HUBCAP	2208-X-440	2
5	2598613	NUT, WHEEL BEARING, OUTER	1227-R-330	2
6	2158871	LOCK, AXLE NUT	A-1229-Y-3145	2
7	2599215	NUT, WHEEL BEARING, INNER	1227-W-517	2
8	0929059	WHEEL BEARING, OUTER	580	2
9	2621571	CUP, OUTER WHEEL BEARING	572	2
10		LUG NUT		
	1298751	LH		10
	1298744	RH		10
11	1117340	BRAKE DRUM	69883D	2
NI	0898965	SPACER, HUB		
12	1236579	HUB ASSY.	16227--H	2
13		STUD, LUG		
	1293620	LH		10
	1293612	RH		10
14	2621779	CUP, INNER WHEEL BEARING	592-A	2
15	0929042	WHEEL BEARING, INNER	594-A	2
16	0929067	OIL SEAL ASSY.	A-1205-U-1061	2
17		CAMSHAFT, BRAKE		
	2158889	LH	2210-M-4329	
	2158897	RH	2210-L-4328	
18	2598134	ROLLER, BRAKE SHOE	1779-R-18	
19	2121655	RETAINER, SHOE ROLLER	3105-B-210	
20	2160489	BRAKE SHOE & LINING ASSY.		4
NI	2120905	BRAKE SHOE ONLY	A-3222-S-1293	4
NI	2151454	KIT, BRAKE LINING (1 PER AXLE)		
NI	2135978	RIVET, BRAKE LINING	10-9	128
21	2638716	SPRING, BRAKE SHOE RETURN	2258-U-619	2
22	2120863	SPRING, SHOE RETAINING	2258-Q-615	2
23	2120871	PIN, BRAKE SHOE ANCHOR	1259-N-274	2
24	2120889	BUSHING, ANCHOR PIN	1225-B-496	2
NI	1143882	BRAKE CHAMBER, TYPE 20 (38' & 40')		
NI		SLACK ADJUSTER ASSY.		
	1144963	LH		
	1144955	RH		
NI	1282862	ALUMINUM WHEEL		
NI	3758240	CHROME HUB COVER		
NI	0992925	CHROME NUT COVER		

QUANTITY REQUIRED IS ONE UNLESS OTHERWISE SPECIFIED.

# FRONT BRAKES

DR:	BY	2158541
APP:	BY	

© 1985 BLUE BIRD BODY COMPANY  
ALL RIGHTS RESERVED



FRONT BRAKES

KEY NO.	PART NO.	DESCRIPTION	VENDOR PART NO.	QTY REQ'D
1	2160505	BRAKE SHOE & LINING ASSY., 5"		4
NI	2120897	BRAKE SHOE ONLY, 5"	A-3222-E-1383	4
NI	2151439	KIT, BRAKE LINING (1 PER AXLE)		
NI	2135978	RIVET, BRAKE LINING	10-9	64
2	2120863	SPRING, BRAKE SHOE RETAINING	2258-Q-615	4
3	2120889	BUSHING, ANCHOR PIN	1225-B-496	2
4	2120871	ANCHOR PIN, BRAKE SHOE	1259-N-274	2
5		CAMSHAFT, FRONT BRAKE		
	2121606	LH	2210-R-5374	
	2121614	RH	2210-Q-5373	
6	2121622	WASHER, CAMHEAD, (FLAT)	1229-N-2250	2
7	2121689	SEAL, CAMSHAFT	A-1205-V-1556	4
8	2597706	BUSHING, CAMSHAFT SPIDER & BRKT.	1225-N-378	4
9	2597300	PIN, BRAKE SHOE RETURN SPRING	1218-G-85	4
10	2598134	ROLLER, BRAKE SHOE	1779-R-18	4
11	2121655	RETAINER, SHOE ROLLER	3105-B-210	4
12	2638716	RETURN SPRING, BRAKE SHOE	2258-U-619	2
13		SPIDER, BRAKE		
	2136935	LH	A-3211-H-4428	
	2157923	RH	A-3211-J-4430	
14	2644235	GASKET, CHAMBER BRKT.	1779-J-1024	2
15		BRACKET, CAMSHAFT & CHAMBER		
	2136927	LH	B21-3299-K-2013	
	2157931	RH	B21-3299-L-2014	
16	2595809	WASHER, BRKT. CAPSCREW	WA-18	8
17	2594109	CAPSCREW, CHAMBER BRKT.	S-2812	8
18	2027431	FITTING, GREASE	1199-N-1860	2
19	2121663	WASHER, CAMSHAFT (THICK)	1229-S-2697	2
20		SLACK ADJUSTER ASSY.		
	1032499	RH	A2-3275-A-599	
	1032481	LH	A2-3275-U-593	
21	2121671	WASHER SPACING (STANDARD)	1229-G-2971	6
22	2121697	LOCKRING, CAMSHAFT	1229-D-2942	2
23		NOT APPLICABLE		
24		NOT APPLICABLE		
25		NOT APPLICABLE		
26		NOT APPLICABLE		
27	1099183	BRAKE CHAMBER, 24"	162895	
28	2137685	YOKE, BRAKE CHAMBER PUSH ROD	A-1245-E-395	
29		NOT APPLICABLE		

QUANTITY REQUIRED IS ONE UNLESS OTHERWISE SPECIFIED.

FRONT BRAKES

KEY NO.	PART NO.	DESCRIPTION	VENDOR PART NO.	QTY REQ'D
30		N/A		
31	2595601	LOCKWASHER, BRAKE CHAMBER	WA-110	
32	2001501	NUT, BRAKE CHAMBER STUD		

QUANTITY REQUIRED IS ONE UNLESS OTHERWISE SPECIFIED.

# Ordering Parts

All parts should be ordered through your Blue Bird distributor.

This catalog includes most standard equipment and popular optional equipment. It is to be used as a **guide only** in ordering service parts due to **production changes** which occur throughout the year. When ordering indicate the quantity, part number and description. If you are unable to locate a part number, give your distributor a detailed description of the part.

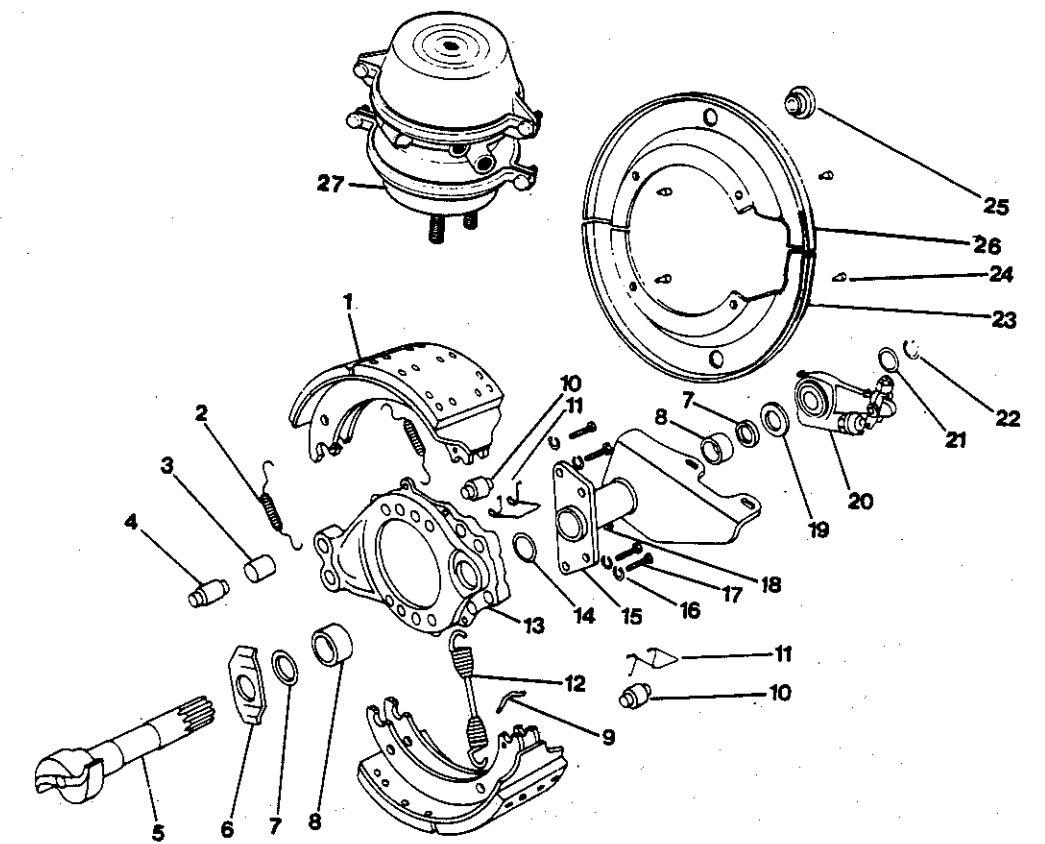
**Important:** Always specify the **body number** when ordering parts. Your distributor will verify the correct part number for your particular body number. The body number is on the data plate which is located inside of the body immediately above the right hand windshield. A picture of the data plate appears on the inside front cover of this catalog.

When ordering parts for a major wreck, it is a good idea to include photographs with your order. This will help to fill your order correctly.

REAR BRAKES  
DRIVE AXLE\*

DR.	BY	2158558
APP.	BY	

© 1985 BLUE BIRD BODY COMPANY  
ALL RIGHTS RESERVED



REAR BRAKES  
DRIVE AXLE\*

KEY NO.	PART NO.	DESCRIPTION	VENDOR PART NO.	QTY REQ'D
1	2160489	BRAKE SHOE & LINING ASSY., 7"		4
NI	2120905	BRAKE SHOE ONLY, 7"	A-3222-S-1293	4
NI	2151454	KIT, BRAKE LINING, 7" (1 PER AXLE)		
NI	2135978	RIVET, BRAKE LINING	10-9	64
2	2120863	SPRING BRAKE SHOE RETAINING	2258-Q-615	4
3	2120889	BUSHING, ANCHOR PIN	1225-B-496	2
4	2120871	ANCHOR PIN, BRAKE SHOE	1259-N-274	2
5		CAMSHAFT, BRAKE		
	2121739	LH	2210-A-5331	
	2121747	RH	2210-B-5332	
6	2121622	WASHER, CAMHEAD, (FLAT)	1229-N-2250	2
7	2121689	SEAL, CAMSHAFT	A-1205-V-1556	4
8	2597706	BUSHING, CAMSHAFT SPIDER & BRKT.	1225-N-378	
9	2597300	PIN, BRAKE SHOE RETURN SPRING	1218-G-85	
10	2598134	ROLLER, BRAKE SHOE	1779-R-18	4
11	2121655	RETAINER, SHOE ROLLER	3105-B-210	4
12	2638716	RETURN SPRING, BRAKE SHOE	2258-U-619	2
13	2137081	SPIDER, BRAKE	A-3211-P-3448	
14	2644235	GASKET, CHAMBER BRACKET	1779-J-1024	2
15	2135689	BRACKET, CAMSHAFT & CHAMBER LH & RH	A1-3299-M-1547	
16	2595809	WASHER, BRACKET CAPSCREW	WA-18	8
17	2594109	CAPSCREW, CHAMBER BRKT.	S-2812	8
18	2027431	FITTING, GREASE	1199-N-1860	2
19	2121663	WASHER, CAMSHAFT, (THICK)	1229-S-2697	2
20		SLACK ADJUSTER ASSY.		
	1144930	LH	A2-3275-C-601-S	
	1144948	RH	A2-3275-W-595-S	
21	2121671	WASHER, SPACING	1229-G-2971	6
22	2121697	LOCKRING, CAMSHAFT	1229-D-2942	2
23		N/A		
24		N/A		
25		N/A		
26		N/A		
27		AIR CHAMBER ASSY., 30" ANCHORLOK		
	1366525	RH		
	1366533	LH		
		* FOR TAG AXLE BRAKES PLEASE SEE TAG AXLE EXPLOSION		

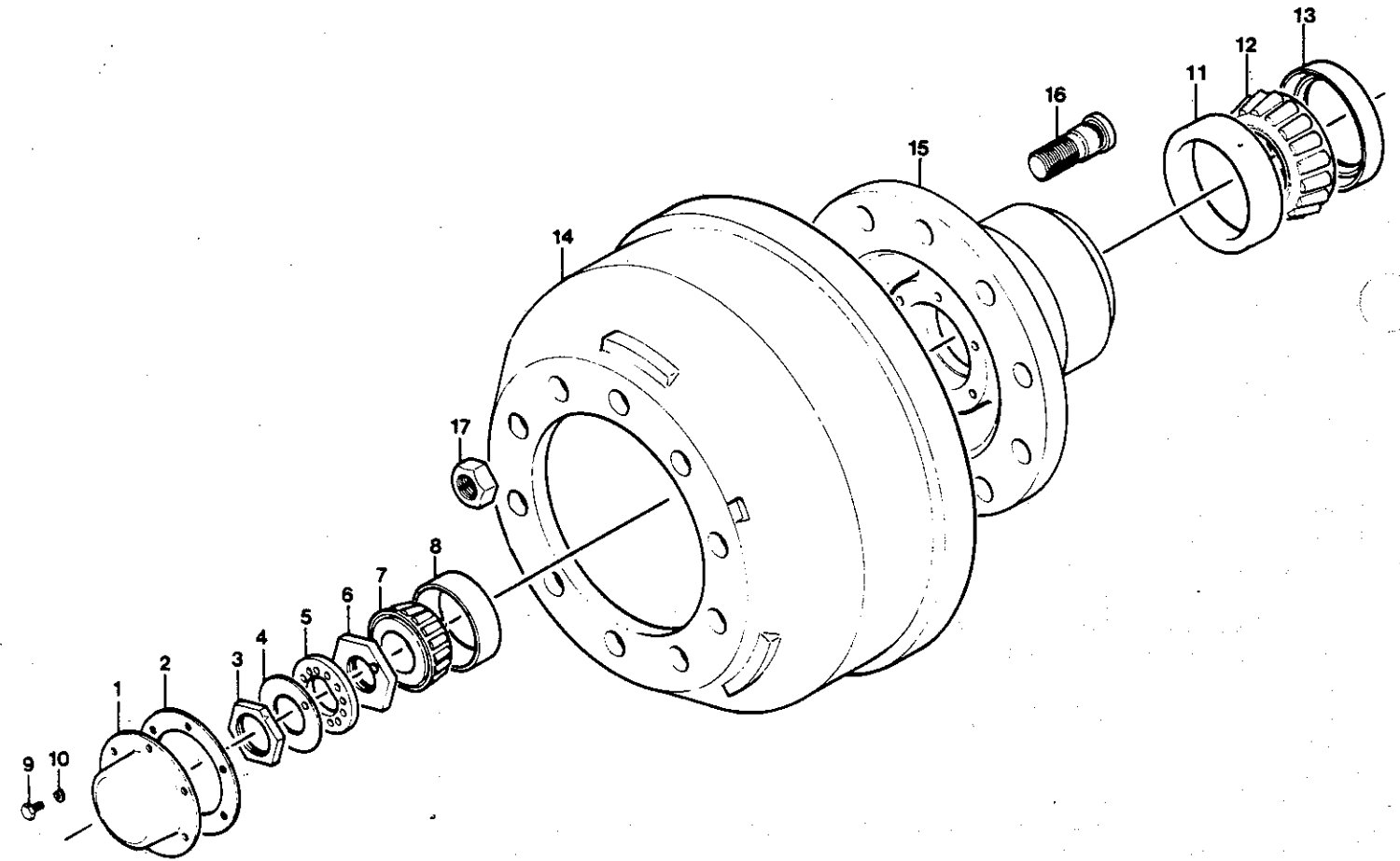
QUANTITY REQUIRED IS ONE UNLESS OTHERWISE SPECIFIED.

WHEEL END COMPONENTS, FRONT

DR. 10-29	BY <i>Andrew</i>	8004954
APP.	BY	

FRONT

© 1985 BLUE BIRD BODY COMPANY  
ALL RIGHTS RESERVED





WHEEL END COMPONENTS, FRONT

KEY NO.	PART NO.	DESCRIPTION	VENDOR PART NO.	QTY REQ'D
1	0998534	HUB CAP, FRONT	340-4095	
NI	2150209	SIGHT, GLASS, HUB		
NI	2137008	PLUG, SIGHT GLASS		
2	0998484	GASKET, FRONT HUB CAP	330-3009	
3	2598217	JAM NUT, OUTER WHEEL BEARING	1227-B-106	
4	2600617	LOCK, OUTER WHEEL BEARING	1229-F-474	
5	2600815	LOCKING, OUTER WHEEL BEARING NUT	1229-G-475	
6	2599017	ADJUSTING NUT, WHEEL BEARING	1227-U-541	
7	0929414	BEARING ASSY., OUTER	3782	
8	2600179	CUP, OUTER BEARING	3720	
9	0654459	CAPSCREW, HUB CAP		6
10	2001188	LOCKWASHER, HUB CAP CAPSCREW		6
11	2593093	CUP, INNER BEARING	HM-212011	
12	0929406	BEARING ASSY., INNER	HM-212049	
13	0997908	SEAL, WHEEL BEARING, INNER		
14	1117365	DRUM, BRAKE		
15	1147016	HUB & CUP ASSY., STD.	1521F-N	
16		STUDS, LUG		
	1346758	LH	UF-835L	10
	1346741	RH	UF-835R	10
17		NUT, LUG		
	1311729	LH	1199-M-117	10
	1311711	RH	1199-N-118	10
NI	0992941	HUB COVER, CHROME		
NI	0992925	NUT COVER, CHROME		
NI	1282862	ALUMINUM WHEEL		
		QUANTITIES ARE PER WHEEL		

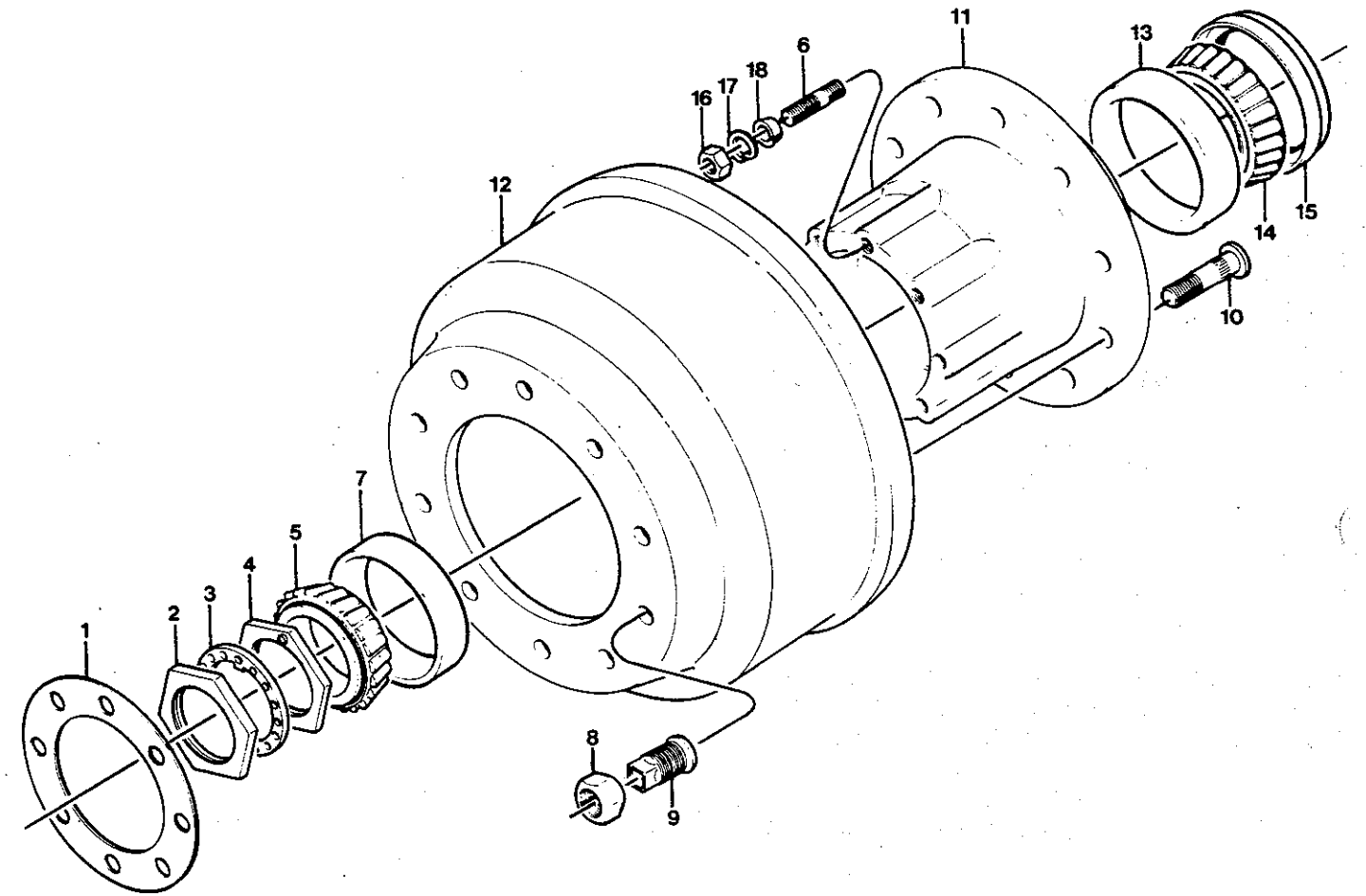
QUANTITY REQUIRED IS ONE UNLESS OTHERWISE SPECIFIED.

WHEEL END COMPONENTS, REAR  
DRIVE AXLE\*

DR. 11/15/85 BY Andrew	8004962
APP.	BY

FRONT

© 1985 BLUE BIRD BODY COMPANY  
ALL RIGHTS RESERVED



WHEEL END COMPONENTS, REAR  
DRIVE AXLE\*

KEY NO.	PART NO.	DESCRIPTION	VENDOR PART NO.	QTY REQ'D
1	0929083	GASKET, AXLE FLANGE	2208-X-440	
2	2598613	NUT, WHEEL BEARING, OUTER	1227-R-330	
3	2647238	WASHER, LOCK, WHEEL BEARING NUT	1229-U-1009	
4	2599215	NUT, WHEEL BEARING, INNER	1227-W-517	
5	0929059	WHEEL BEARING (OUTER)	580	
6	2138584	STUD, AXLE SHAFT DRIVE	161832	8
7	2621571	CUP, OUTER WHEEL BEARING	572	
8		NUT, WHEEL STUD, OUTER		10
	1311729	LH	1199-M-117	
	1311711	RH	1199-N-118	
9		NUT, WHEEL STUD, INNER		10
	1311745	LH		
	1311737	RH		
10		STUD, WHEEL		10
	1296227	LH	195L	
	1296219	RH	195R	
11	1147024	HUB & CUP ASSY.	16227-N	
12	1117340	BRAKE DRUM		
13	2621779	CUP, WHEEL BEARING (INNER)	592-A	
14	0929042	WHEEL BEARING (INNER)	594-A	
15	0929067	OIL SEAL, WHEEL BEARING (INNER)	47697-S	
16	0929000	NUT, AXLE SHAFT DRIVE STUD		8
17	2001220	LOCKWASHER, AXLE SHAFT DRIVE STUD		8
18	0929091	DOWEL, AXLE SHAFT DRIVE STUD	13885	8
NI	0992933	HUB COVER, CHROME		
NI	2127108	LOCKING RING, HUB COVER		
NI	0992925	NUT, COVER, CHROME		5
NI	1282862	ALUMINUM WHEEL		
		* FOR TAG AXLE WHEEL END COMPONENTS PLEASE SEE TAG AXLE EXPLOSION		
		NOTE: QUANTITIES ARE PER WHEEL		

QUANTITY REQUIRED IS ONE UNLESS OTHERWISE SPECIFIED.

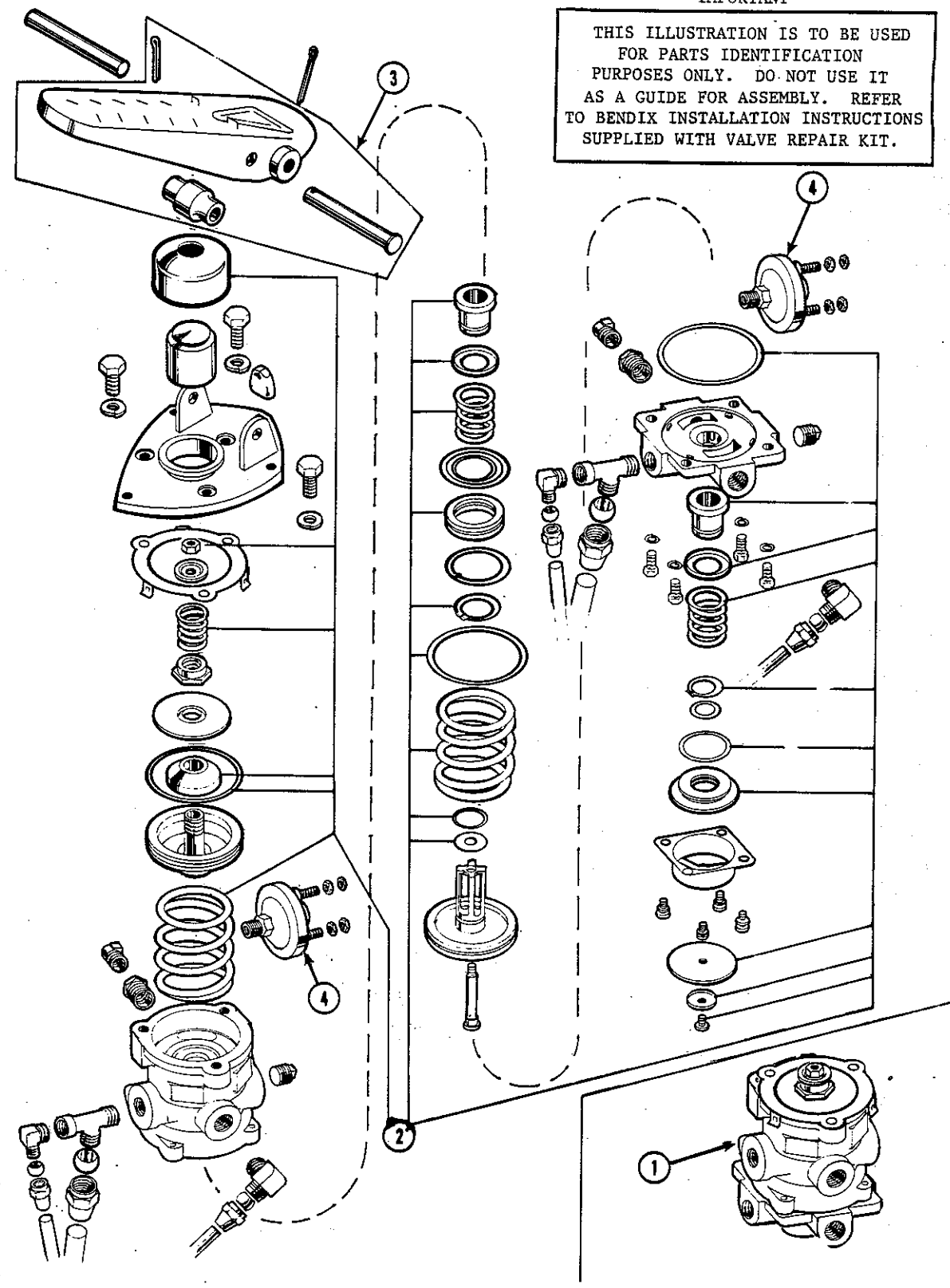
# BRAKE TREADLE VALVE

DR. 5/27/81 BY JET  
APP. 10/25/82 BY DVJ 8001679

© 1983 BLUE BIRD BODY COMPANY  
ALL RIGHTS RESERVED

### IMPORTANT

THIS ILLUSTRATION IS TO BE USED FOR PARTS IDENTIFICATION PURPOSES ONLY. DO NOT USE IT AS A GUIDE FOR ASSEMBLY. REFER TO BENDIX INSTALLATION INSTRUCTIONS SUPPLIED WITH VALVE REPAIR KIT.



DUAL AIR BRAKES  
38' & 40'

KEY NO.	PART NO.	DESCRIPTION	QTY REQ'D
1		AIR COMPRESSOR, 12 CFM	
2	0522508	VALVE, PRESSURE PROTECTION, 65 PSI	
3	2008381	TEE, 64 X 4, 1/4	5
4	0654533	VALVE, DUAL BRAKE, E6	
5	1133347	TREADLE ASSY., W/RUBBER COVER	
6	2023083	FITTING, MANIFOLD	4
7	2027209	ELBOW, 1/4, STREET, 45 DEG.	
8	2006187	BUZZER, ESSEX	
9	0654434	VALVE, DOUBLE CHECK, 3/8 PIPE	
10	0654426	VALVE, SPRING BRAKE SR-1	
11	0654418	VALVE, SINGLE CHECK, 1/2 PIPE	3
12	2027233	ELBOW, 3400 X 4, 1/4 STREET	6
13	0900266	VALVE, PP-1, 30 PSI	
14	1261718	VALVE ASSY., SPRING & SERVICE BRAKE RELAY	
15	1145853	INDICATOR, LOW PRESSURE, 66 PSI	
16	2023091	FITTING, DISCHARGE	
17	2026706	ELBOW, 49 X 10, 1/2 MPT X 5/8 TUBE FLARE	2
18	2023224	CONNECTOR, 1/4 MPT X 1/4 TUBE	31
19	1110188	COCK, DRAIN, RESERVOIR	4
20	0998740	SWITCH, STOP LIGHT, WILLIAMS, 777A	2
21	0756817	TEE, 1/4 FEM PIPE X 3/8 TUBE X 3/8 TUBE	
22	2023570	CONNECTOR, 1/8 MPT X 1/4 TUBE	
23	2026979	ELBOW, 1/8 MPT X 1/4 IF	
24	0654350	TEE, STREET, 1/2 PIPE	2
25	2027134	BUSHING, PIPE, 3/8 X 1/4	3
26	0654301	ELBOW, 1/8 MPT X 3/8 TUBE	
27	0556878	TEE, 3/8 M PIPE X 1/2 TUBE X 1/2 TUBE	2
28	0991661	HOSE ASSY., BRAKE, TAG, SERVICE	2
29	2009330	NIPPLE, PIPE, 1/4 X 2	2
30	2023190	ELBOW, 1/4 MPT X 3/8 TUBE	5
31	0654319	TEE 1/4 FP X 3/8 MP X 1/2 TUBE	
32	2023935	ELBOW, 1/4 MPT X 1/4 TUBE	9
33	2023265	ELBOW, 3/8 MPT X 3/8 TUBE	3
34	2009595	PLUG, PIPE, 3/8	11
35	2023257	CONNECTOR, 1/4 FPT X 3/8 TUBE	3
36	2023786	ELBOW, 1/8 MPT X 1/4 TUBE	11
37	2027118	PLUG, 1/8" PIPE	3
38	0654277	TEE, STREET, 1/4 PIPE	2
39	0654970	INSERT, HYTRON TUBING, 1/4 O.D.	5
40	0948919	TEE, 1/4 FPT X 3/8 MPT X 1/2 TUBE	
41	2006807	LIGHT, PILOT, 17/32", RED LENS	
42	2023182	CONNECTOR, 1/4 MPT X 3/8 TUBE	7
43	0758698	COUPLING, ANCHOR	3
45	2027225	ELBOW, 1/8 STREET	6
46	0991513	RESERVOIR, 9 1/2 X 27 - 1760 CU. IN.	3
47	0850586	BRACKET, MOUNTING, 9 1/2", AIR RESERVOIR	12
48	2023513	PLUG, PIPE 1/4"	17
49	2027241	ELBOW, 3400 X 6, 3/8 STREET	6

QUANTITY REQUIRED IS ONE UNLESS OTHERWISE SPECIFIED.

DUAL AIR BRAKES  
38' & 40'

KEY NO.	PART NO.	DESCRIPTION	QTY REQ'D
50	0839019	VALVE, SAFETY, 1/4 MALE PIPE	
51	2008431	TUBING, COPPER, 1/4	
52	2027381	TUBING, 3/8 COPPER, 1/4	
53	2027399	TUBING, 1/2 COPPER, 3/8	
54	2027407	TUBE, 5/8, COPPER TUBING, 1/2 TYPE L WATER	
55	0754879	ELBOW, 1/2 MALE PIPE X 5/8 TUBE	2
56	1164870	VALVE, CHECK, 1/8 PIPE	2
58	1160415	VALVE, PRESSURE, REDUCING, RV-1, 50 PSI (38' ONLY)	
58A	1343227	VALVE, PRESSURE, REDUCING, RV-1, 60 PSI (40' ONLY)	
59	0770917	HOSE ASSY., BRAKE R.R. SERVICE	2
60	1120195	NIPPLE, 1/8 CLOSE, TYPE	6
61	0990671	AIR SPRING, RIDEWELL TAG SUSPENSION	2
62	2023349	ELBOW, 1/2 MPT X 1/2 TUBE	5
63	1024975	HOSE ASSY., AIR COMP., DISCH, 30" LONG	
65	0754846	TEE, 1/4 MALE PIPE X 3/8 TUBE X 3/8 TUBE	
66	2023356	CONNECTOR, 1/2 MPT X 5/8 TUBE	2
67	0818609	VALVE, SCHRADER, 1/4" MPT	
68	2008050	BUSHING, BRASS, 1/8 FPT X 1/4 MPT	5
69	2023992	NIPPLE, 1/2 CLOSE PIPE	
70	1119700	ADAPTER, SWIVEL, MALE PIPE	
71	2008274	ELBOW, 90 DEG. STREET	5
72	0908160	GOVERNOR, AIR COMPRESSOR, 100 - 120 PSI	
73	0961250	AIR SPRING, REAR SUSPENSION	4
74	1286814	AIR SPRING, FRONT SUSPENSION	4
75	0871376	VALVE, HEIGHT CONTROL	3
76	0870303	HOSE ASSY., IMP. EAST.	
77	2023505	TEE, 1/4 FPT X 1/2 TUBE X 1/2 TUBE	2
78	0417550	PLUG, PIPE, 1/2	
79	1310721	AIR DRYER, AD-4	
80	2023240	CONNECTOR, 3/8 MPT X 3/8 TUBE	4
82	2027183	NIPPLE, 1/4 CLOSE	3
83	0558080	SPACER, AIR RESERVOIR, BRACKET	6
84	2023307	ELBOW, 3/8 MPT X 1/2 TUBE	2
85	2023927	TEE, 1/2 MPT X 3/8 TUBE X 5/8 TUBE	
86	2023232	COUPLING, ANCHOR	7
88	0605188	ELBOW, REDUCING STREET, 1/4 X 1/8 PIPE	3
90	0559047	TEE, MALE BRANCH, 1/4 PIPE	
91	0969873	BOLT, HEX, 3/8-16 X 6 LONG	8
92	0882795	WASHER, LOCK, 3/8, CAD. PLATED	8
93	2001451	NUT, HEX, NC, CAD. COATED, 3/8-16	8
94	0654962	TUBING, STRATOFLEX, BLACK, 1/4 O.D.	8'
95	0962183	FILTER, AIR, RIDEWELL SUSPENSION	
96	0961649	BRACKET, MOUNTING, LEVEL VALVES	3
97	0982272	TEE, 1/8 MPT X 1/4 TUBE X 1/4 TUBE	2
98	0949370	ADAPTER, BULKHEAD, 1/8 PIPE X 1 1/2 LONG	6
100	0559054	CROSS, 1/4 FEMALE PIPE	
101	0982918	INDICATOR, LOW PRESSURE	3
102	0982280	VALVE, RELAY PILOT CONTROL	4

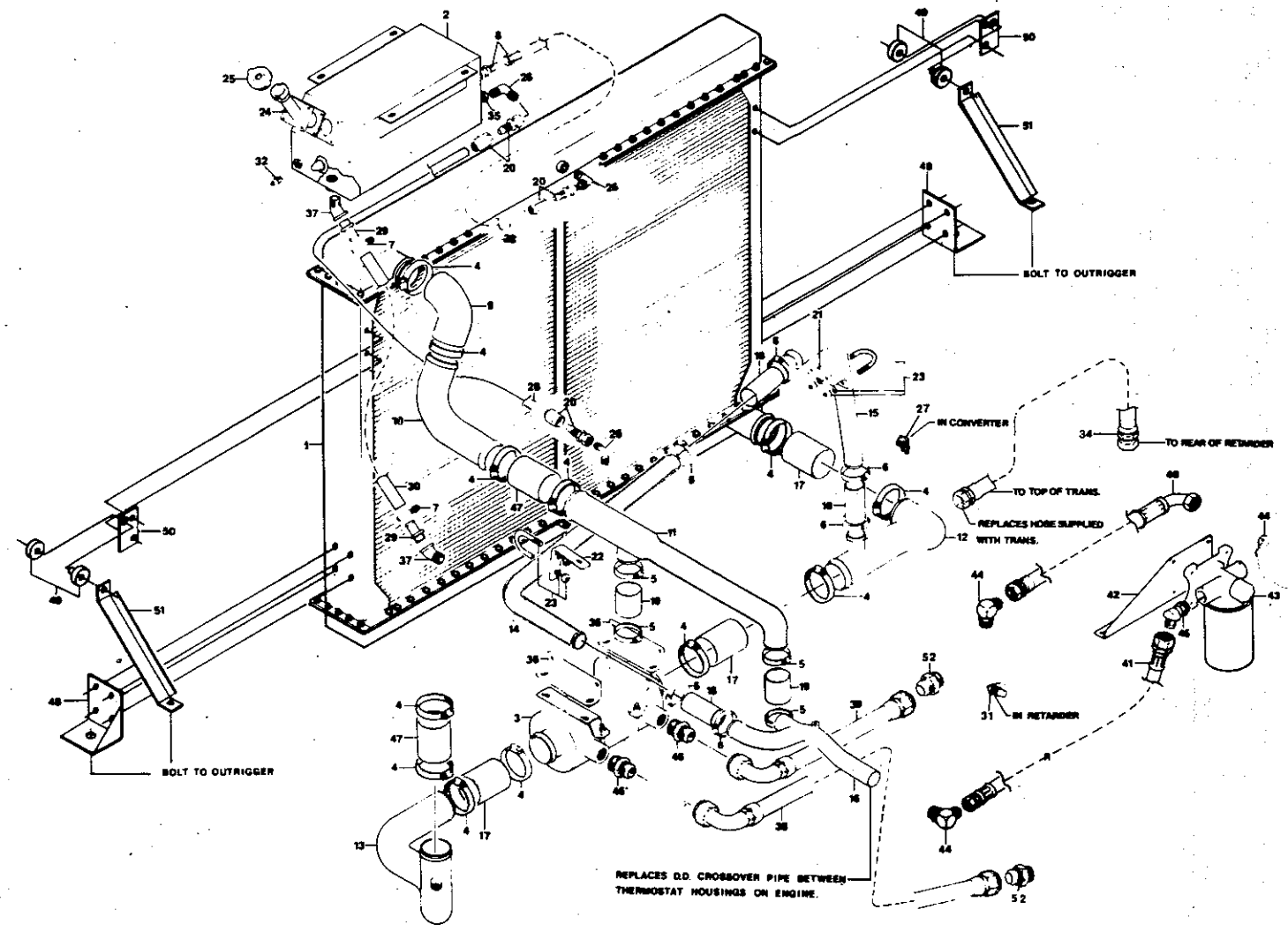
DUAL AIR BRAKES  
38' & 40'

KEY NO.	PART NO.	DESCRIPTION	QTY REQ'D
103	0654541	TEE, 3/8 TUBE X 3/8 TUBE X 3/8 TUBE	
104	1160464	VALVE, QUICK RELEASE	
NI	1310747	BRACKET, MOUNTING, AIR DRYER	
NI	1149178	BRACKET, MTG, R-12 & R-14, RELAY VALVE, 10 1/8	
105		GAUGE, AIR PRESSURE, FRONT BRAKE, DUAL SCALE (SUPPLIED W/INST. PANEL)	
106		GAUGE, AIR PRESSURE, REAR BRAKE, DUAL SCALE (SUPPLIED W/INST. PANEL)	
107	0991646	HOSE ASSY., BRAKE, REAR SERVICE	
108	0991653	HOSE ASSY., 7/16 I.D. X 36" LONG	2
109	1220011	TUBING, PLASTIC, 1/4 O.D.	
110	2023380	CONNECTOR, 1/2 MPT X 1/2 TUBE	
111	0871756	CROSS, 1/2 PIPE	
112	0754929	RESERVOIR 8 X 26, 1240 CU. IN.	
113	0850578	BRACKET, MOUNTING, AIR RESERVOIR, 8"	2
114	3827201	CONNECTOR, MALE, 1/8 NPTF X 1/8 TUBE	6
119	1047133	FITTING, T-BRASS, 1/8 FPT	
120	2009298	NIPPLE, PIPE, 1/8 CLOSE	
121	0654558	CONNECTOR, 1/2 MALE PIPE X 3/8	

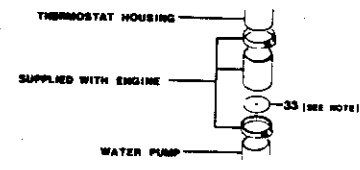
QUANTITY REQUIRED IS ONE UNLESS OTHERWISE SPECIFIED.

# COOLING, RADIATOR AND TRANSMISSION 8V92TA

DR. 5-4-57 BY [Signature] / 130369  
 APP. 3-4-57 BY [Signature]  
 FRONT © 1987 BLUE BIRD BODY COMPANY  
 ALL RIGHTS RESERVED



NOTE: ATTACH A TAG TO ONE OF THE HOSE CLAMPS AND WRITE ON THE TAG "ORIFICE PLATE INSTALLED" AND SIGN YOUR NAME.





COOLING, RADIATOR AND TRANSMISSION  
8V92TA

KEY NO.	PART NO.	DESCRIPTION	QTY REQ'D
1	1169093	RADIATOR	
2	1215755	TANK ASSY., DEAERATION	
NI	1146877	SIGHT, GLASS	
3	1125103	COOLER, TRANSMISSION	
4	1106871	CLAMP, HOSE, LINED, 3"	12
5	0964940	CLAMP, HOSE, LINED, 2 1/2"	4
6	1167709	CLAMP, HOSE, LINES 2"	6
7	0870345	CLAMP, HOSE, 1"	2
8	1300706	COUPLING, 3/8 PIPE X 13/32 ID, FEM	
9	1135045	ELBOW, 90 DEG., 3" ID X 5 X 6 1/2	
10	1135037	ELBOW, 3" OD., 90 DEG., TRANSMISSION COOLER	
11	1303783	CONNECTOR, RADIATOR, UPPER	
12	1155555	CONNECTOR ASSY., RADIATOR TO OIL COOLER	
13	1155563	CONNECTOR ASSY., OIL COOLER TO ENGINE	
14	1158088	TUBE, UPPER, WATER BY-PASS	
15	1158096	TUBE, LOWER, WATER BY-PASS	
16	1158070	TUBE ASSY., WATER BY-PASS	
17	0920611	HOSE, RADIATOR, SILICON 3" ID	3
18	0870378	HOSE, UPPER, RADIATOR, 1 3/4 ID., SILICON	3
19	0964932	HOSE, RADIATOR, 2 1/4" (2 1/2" LONG)	
20	1300672	COUPLING, 30 FL SW, 1/2 TUBE X 13/32 FEM	3
21	1158104	BRACKET, MOUNTING, TUBE, WATER BY-PASS, FRONT	
22	1158682	BRACKET, MOUNTING, TUBE, WATER BY-PASS, REAR	
23	1204403	CLAMP, U-BOLT, 1 3/4 DIA.	2
24	1140417	NECK ASSY., FILLER, DEAERATION TANK	
25	0522052	CAP, RADIATOR, PRESSURE, 7 PSI	
26	1300656	ELBOW, 1/4 PIPE X 1/2 TUBE 90 DEG.	3
27	1078781	SENDER, TEMP., 1/2 PIPE	
28	1300664	HOSE, 13/32 I.D. WIRE BRAID, MED. PRESS, 213 HOSE 28"	2
29	0315200	ADAPTER, HEATER, 3/4 PIPE X 1 HOSE	
30	1143866	HOSE, HEATER, 1" I.D. SILICON (18" LONG)	
31	1197920	SENDER, OIL TEMP., TRANS W/RETARDER	
32	0965509	SENDER, OIL COOLANT LEVEL	
33	1158120	PLATE, ORIFICE, WATER BY-PASS	
34	1252097	HOSE ASSY., CONV.	
35	2009033	BUSHING, PIPE, 1/4 X 3/8	2
36	1155571	ANGLE, MOUNTING, TRANSMISSION OIL COOLER	2
37	2009272	ELBOW, STREET, 3/4, 45 DEG.	2
38	1231448	HOSE ASSY., OIL COOLER	
39	1231430	HOSE ASSY., OIL COOLER	
40	1124874	HOSE ASSY., 1" WIRE BRAID	
41	1124882	HOSE ASSY., 1" WIRE BRAID	
42	1125111	BRACKET, MOUNTING, TRANSMISSION FLUID FILTER	
43	1124916	FILTER ASSY., FLUID, TRANSMISSION	
NI	3831302	FILTER ELEMENT	
44	1056076	ADAPTER, 37 DEG. STEEL FLARE	3
45	1056092	ADAPTER, 45 DEG., ADJ. ELBOW	
46	1128552	CONNECTOR, PIPE, 37 DEG. FLARE	2
47	0920611	HOSE, RADIATOR, SILICON, 3" I.D.	2

QUANTITY REQUIRED IS ONE UNLESS OTHERWISE SPECIFIED.

COOLING, RADIATOR AND TRANSMISSION  
8V92TA

KEY NO.	PART NO.	DESCRIPTION	QTY REQ'D
48	1168798	BRACKET ASSY., MOUNTING, RADIATOR	2
49	1106822	ISOLATOR, 3/8 NEOPRENE	4
50	1168814	PLATE, MOUNTING, STABILIZER, RADIATOR	2
51	1168822	ANGLE, STABILIZER, RADIATOR	2
52	1248145	CONNECTOR, O-RING	2
NI	1246156	SHROUD ASSY., RADIATOR, 8V92TA	

# Ordering Parts

All parts should be ordered through your Blue Bird distributor.

This catalog includes most standard equipment and popular optional equipment. It is to be used as a **guide only** in ordering service parts due to **production changes** which occur throughout the year. When ordering indicate the quantity, part number and description. If you are unable to locate a part number, give your distributor a detailed description of the part.

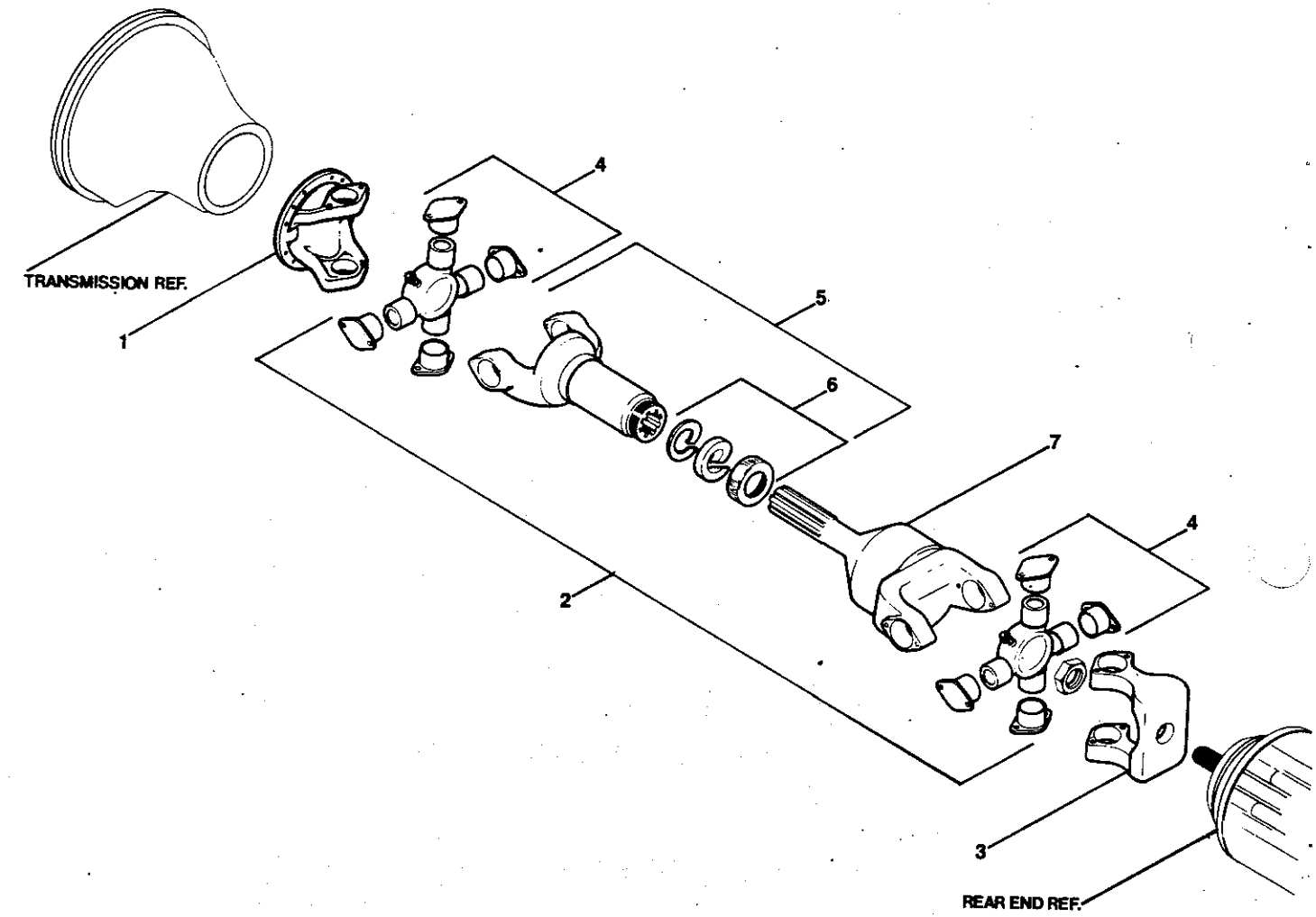
**Important:** Always specify the **body number** when ordering parts. Your distributor will verify the correct part number for your particular body number. The body number is on the data plate which is located inside of the body immediately above the right hand windshield. A picture of the data plate appears on the inside front cover of this catalog.

When ordering parts for a major wreck, it is a good idea to include photographs with your order. This will help to fill your order correctly.

DRIVELINE  
1810

DR. 3-24-88	BY LB	FRT 8007650	REV
APP.	BY		

© 1988 BLUE BIRD BODY COMPANY ALL RIGHTS RESERVED



DRIVELINE  
1810

KEY NO.	PART NO.	DESCRIPTION	QTY REQ'D
1 NI	1159177 1149202	FLANGE, YOKE FLANGE, COMPANION	
2	1239839 1283860	DRIVESHAFT 233 W.B. 247 W.B.	
3	2139855	YOKE, AXLE END	
4	1160803	KIT, CROSSING BEARING	
5	1160811	SLEEVE, SLIP YOKE	
6	1160829	KIT, DUST CAP & WASHER	
NI	0992610	GUARD, DRIVE SHAFT	
NI	2027431	FITTING, GREASE 1/8 MPT	
7		NOT AVAILABLE SEPARATELY	

QUANTITY REQUIRED IS ONE UNLESS OTHERWISE SPECIFIED.

ENGINE TRIM  
8V92TA

KEY NO.	PART NO.	DESCRIPTION	QTY REQ'D
		<u>TRANSMISSION INSTALLATION PARTS</u>	
	0983767	INSULATOR, TRANS MOUNTING	2
	0983999	BRACKET ASSY., MOUNTING TRANS/SUPPORT	2
	1130947	SUPPORT ASSY., TRANS. TAIL	
	1162064	TUBE ASSY., TRANS FILLER	
	1169564	DIPSTICK, TRANSMISSION	
	1226661	GUARD, TRANSMISSION OIL PAN	
		<u>FREON COMPRESSOR &amp; INSTALLATION PARTS</u>	
	0893453	COMPRESSOR, FREON	
	0921775	KIT, ADAPTER, FREON COMPRESSOR	
	0921908	BELT, MATCHED SET OF 2, 38 3/4 X 1/2	
	1013713	CLUTCH ASSY., FREON COMPRESSOR	
		<u>ALTERNATOR &amp; ASSOCIATED PARTS</u>	
		ALTERNATOR	
	1263359	STD.	
	1281294	OPT. 6011 (DUAL ALTERNATORS)	
		VOLTAGE REGULATOR, INTERNAL	
	2154565	STD.	
	4279790	OPT. 6011 (DUAL ALTERNATORS)	
	1111483	PULLEY, ALTERNATORS	
	1096510	COVER, DUST ALTERNATOR	
	1049139	CABLE ASSY., ALTERNATOR TO INSL.	
	1299593	PULLEY, CRANKSHAFT, ACCESSORY DRIVE	
		<u>BELTS</u>	
		BELT, ALTERNATOR, MATCHED SET	
	3740115	STD.	
	0964965	OPT. 6011 (DUAL ALTERNATORS)	
	0921908	BELT SET, AIR CONDITIONER	1 PR.
	1031806	HEATER, ENGINE BLOCK, 110 VOLT, 1500 WATT	
		<u>SENDERS</u>	
	1352053	SENDER, ENGINE OIL PRESSURE	
	1078781	SENDER, WATER TEMP 1/2 PIPE	
	1078799	SENDER, WATER TEMP 1/8 PIPE	
	0910216	SENDER, TACHOMETER	
	0910224	TANG, DRIVE, TACH	
	1197920	SENDER, OIL TEMP TRANS. W/RETARDER	

1045P QUANTITY REQUIRED IS ONE <sup>34</sup> UNLESS OTHERWISE SPECIFIED.

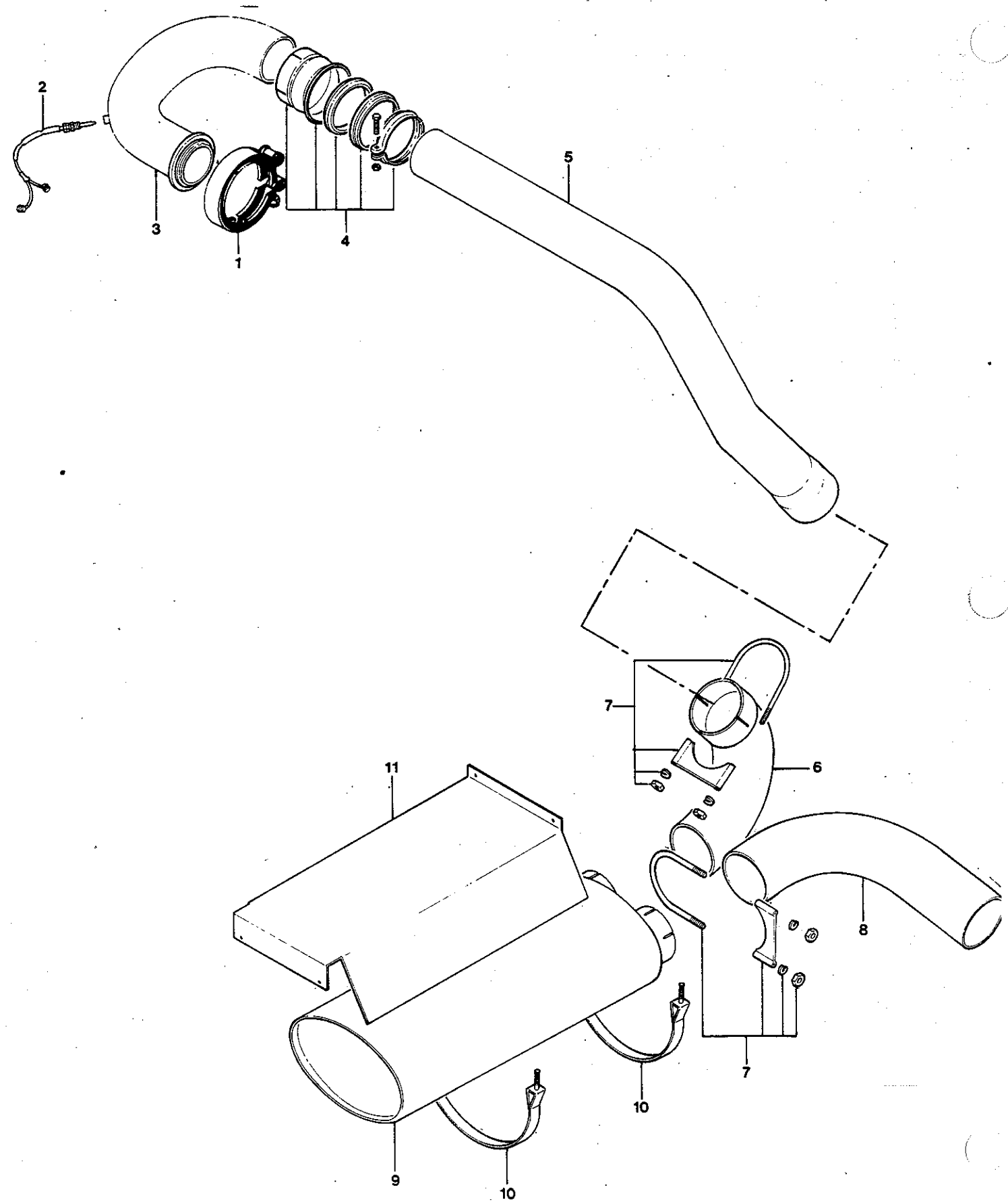
ENGINE TRIM  
8V92TA

KEY NO.	PART NO.	DESCRIPTION	QTY REQ'D
	0809103 1204536	<u>STARTER MOTOR &amp; ASSOCIATED PARTS</u> SWITCH, MAGNETIC STARTER STARTER MOTOR, 12V	2
	3734209 3734175 3734191 2159499 3831302 3831310 2122026 2138246	<u>FILTERS</u> FILTER, ENGINE OIL FILTER, FUEL, SECONDARY FILTER, AIR CLEANER FILTER, TRANS., INTERNAL FILTER, TRANS., EXTERNAL FILTER, RACOR, 1000 FG FILTER, HYD. FAN SYSTEM FILTER, P/S RESERVOIR	3
	1054378 1085588	<u>MISC. PARTS</u> ALARMSTAT, HIGH TEMP. INHIBITOR, CORROSION NALCOOL	

QUANTITY REQUIRED IS ONE UNLESS OTHERWISE SPECIFIED.

EXHAUST SYSTEM  
8V92T

DR. 8/1/85 BY J.E.T. 8004384  
APP. 8-5-85 BY CCN  
FRONT  
© 1985 BLUE BIRD BODY COMPANY  
ALL RIGHTS RESERVED





EXHAUST SYSTEM  
8V92T

KEY NO.	PART NO.	DESCRIPTION	QTY REQ'D
1	1008648	CLAMP, 5" TURBO	
2	1086156	THERMOCOUPLE, 4 TO 6 EXHAUST	
NI	1086164	WIRE, LEAD, 12 FT.	
3	1168988	PIPE ASSY., EXHAUST, TURBO	
4	0921601	COUPLING, EXPANDO-FLEX JOINTS	
NI	2138493	GASKET ONLY, TURBO EXHAUST	
5	1161900	EXHAUST PIPE	
6	1161918	ELBOW, EXHAUST, 6"	3
7	1250299	U-BOLT, 6"	
8		TAILPIPE	
	1334077	STD.	
	3900057	OPTIONAL CHROME PLATED	
9	1169556	MUFFLER, 6" & OUT	
10	1097906	STRAP ASSY., MUFFLER SUPPORT	2
11	1170851	SHIELD, HEAT, MUFFLER	

QUANTITY REQUIRED IS ONE UNLESS OTHERWISE SPECIFIED.

EXHAUST SYSTEM  
OPT. 6008-01

KEY NO.	PART NO.	DESCRIPTION	QTY REQ'D
		<u>OPTION 6008-01, HITCO INSULATION BLANKET 8V92THE</u>	
	1152214	BLANKET, PIPE COVER, RH	
	1152222	BLANKET, PIPE COVER, LH	
	1152230	BLANKET, TEE COVER	
	1156033	BLANKET, TURBO	
	1156041	BLANKET, MANIFOLD, RH, HITCO	
	1156058	BLANKET, MANIFOLD, LH, HITCO	
	1166784	BLANKET, 5 DIA.	
	1166792	BLANKET, 6 DIA.	
	1234319	BLANKET, FLAT WRAP	
	1234327	BLANKET, ELBOW, TRANSITION	

# Ordering Parts

All parts should be ordered through your Blue Bird distributor.

This catalog includes most standard equipment and popular optional equipment. It is to be used as a **guide only** in ordering service parts due to **production changes** which occur throughout the year. When ordering indicate the quantity, part number and description. If you are unable to locate a part number, give your distributor a detailed description of the part.

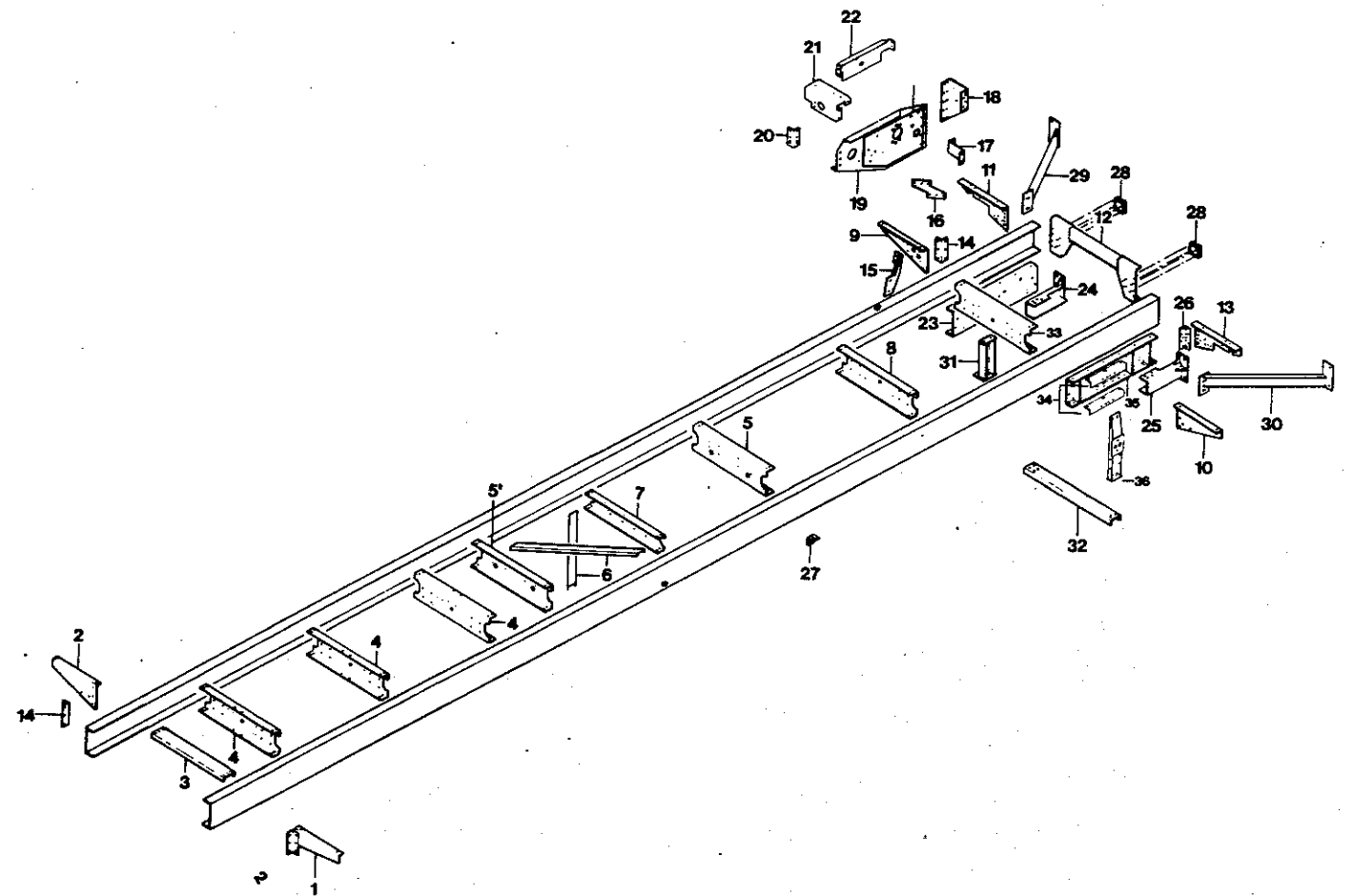
**Important:** Always specify the **body number** when ordering parts. Your distributor will verify the correct part number for your particular body number. The body number is on the data plate which is located inside of the body immediately above the right hand windshield. A picture of the data plate appears on the inside front cover of this catalog.

When ordering parts for a major wreck, it is a good idea to include photographs with your order. This will help to fill your order correctly.

MAIN FRAME

DR 9-15-87 BY BEV 1298694  
APP 9-17-87 BY [Signature]

FRONT  
© 1985 BLUE BIRD BODY COMPANY  
ALL RIGHTS RESERVED



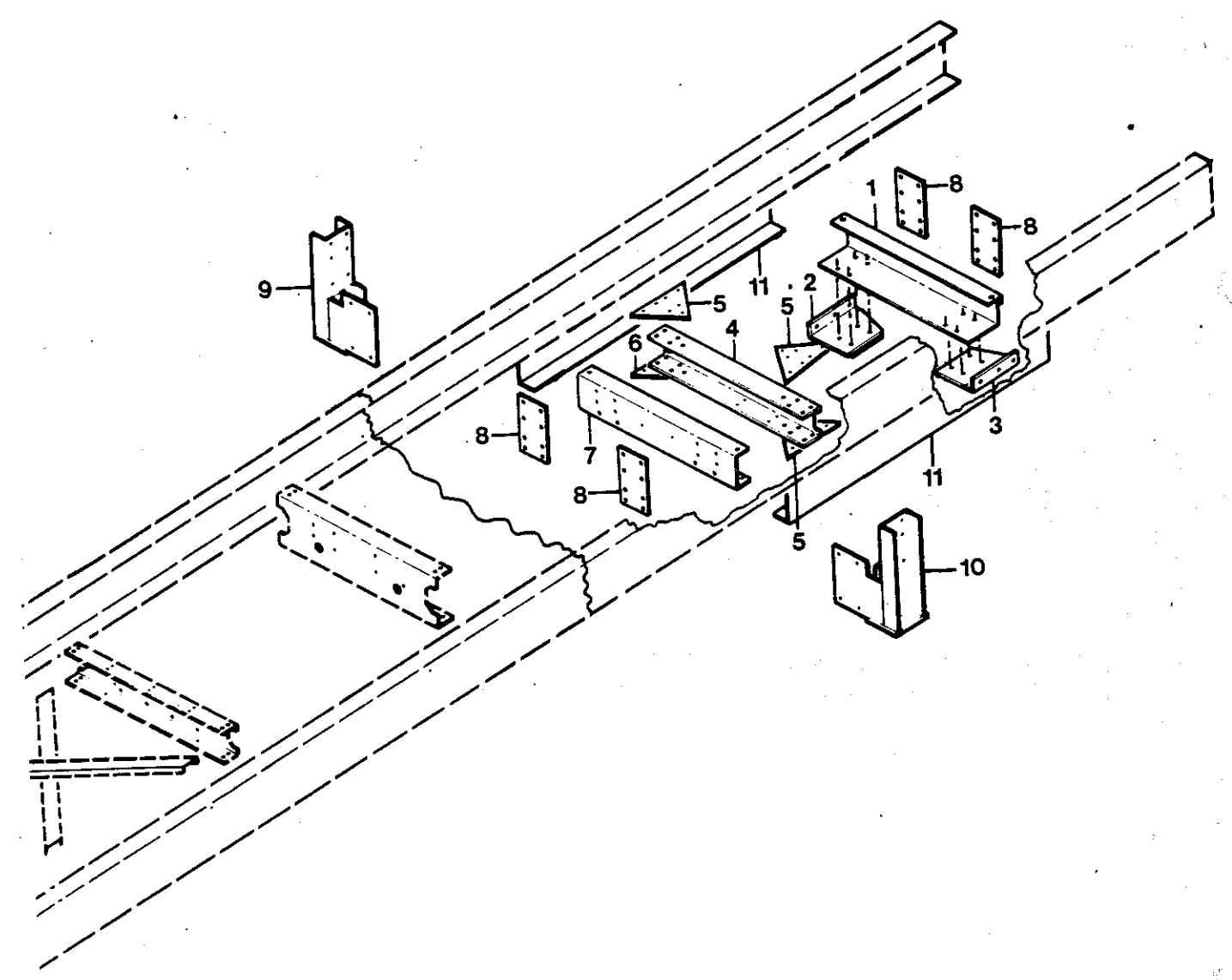
MAIN FRAME

KEY NO.	PART NO.	DESCRIPTION	QTY REQ'D
1	1203504	OUTRIGGER ASSY., REAR, RH	
2	1105725	OUTRIGGER, REAR, RH	
3	1114032	CROSSMEMBER, HORIZONTAL	
4	1149152	CROSSMEMBER, SUSPENSION, REAR	3
5	1149145	CROSSMEMBER, MIDSHIP 10 1/8 FRAME	2
6	0102467	BRACE, CROSS, CHASSIS FRAME	2
7	1268689	CROSSMEMBER, MIDSHIP, WITH INSERT	
8	1149160	CROSSMEMBER, SUSPENSION, FRONT	
9	0996538	OUTRIGGER, REAR, LH	
10	1151315	OUTRIGGER ASSY., REAR RH	
11	1157486	OUTRIGGER, FRONT, LH	
12	1019223	CROSSMEMBER ASSY., FRONT	
13	1157817	OUTRIGGER, FRONT, RH	
14	1215250	ANGLE, REAR OUTRIGGER, RH	2
15	1274042	BRACE ASSY., OUTRIGGER TO FRAME	
16	1274026	BRACKET, SUPPORT, STEERING GEAR BRKT, REAR	
17	1274034	BRACKET, SUPPORT, STEERING GEAR BRKT, FRONT	
18	1274018	BRACKET, FRONT OUTRIGGER & STEERING GEAR	
19	1273978	BRACKET ASSY., MTG., STEERING GEAR	
20	0995316	ANGLE, STEERING GEAR BRKT., MOUNT, REAR	
21	1274075	BRACKET, BRACKET & CLUTCH, STEERING GEAR	
22	1210335	BRACKET, MOUNTING ELEC. TERMINAL BLOCK	
23	1297522	BRACKET ASSY., GENERATOR SUPPORT	
24	1312149	BRACKET ASSY., MTG., FRONT BUMPER, LH	
25	1312131	BRACKET ASSY., MTG., FRONT BUMPER, RH	
26	1021773	ANGLE, FRONT OUTRIGGER	
27	1107218	ANGLE, TIE DOWN, 10 1/8 FRAME	2
28	1170943	TOW EYE, REWORKED	2
29	1311968	BRACE ASSY., FRONT BUMPER, LH	
30	1331313	BRACE ASSY., CORNER, FRT. ALUM. BUMPER, RH	
31	1290006	SUPPORT ASSY., GENERATOR CROSSMEMBER	
32	1331297	CROSSMEMBER, GENERATOR SUPPORT	
33	1315159	CROSSMEMBER, FRONT SUSPENSION, FRONT	
34	1029743	ANGLE, ATTACHING, BRACKET ASSY., GENERATOR, CROSSMEMBER SUPPORT	2
35	1278506	BRACKET ASSY., GENERATOR SUPPORT	
36	1150887	BRACKET ASSY., CROSSMEMBER SUPPORT, GENERATOR, RH	

QUANTITY REQUIRED IS ONE UNLESS OTHERWISE SPECIFIED.

FRONT SUB FRAME

DR 9-30-86 BY DEW 1299338  
APP 9-30-86 BY RRE  
FRONT  
© 1985 BLUE BIRD BODY COMPANY  
ALL RIGHTS RESERVED



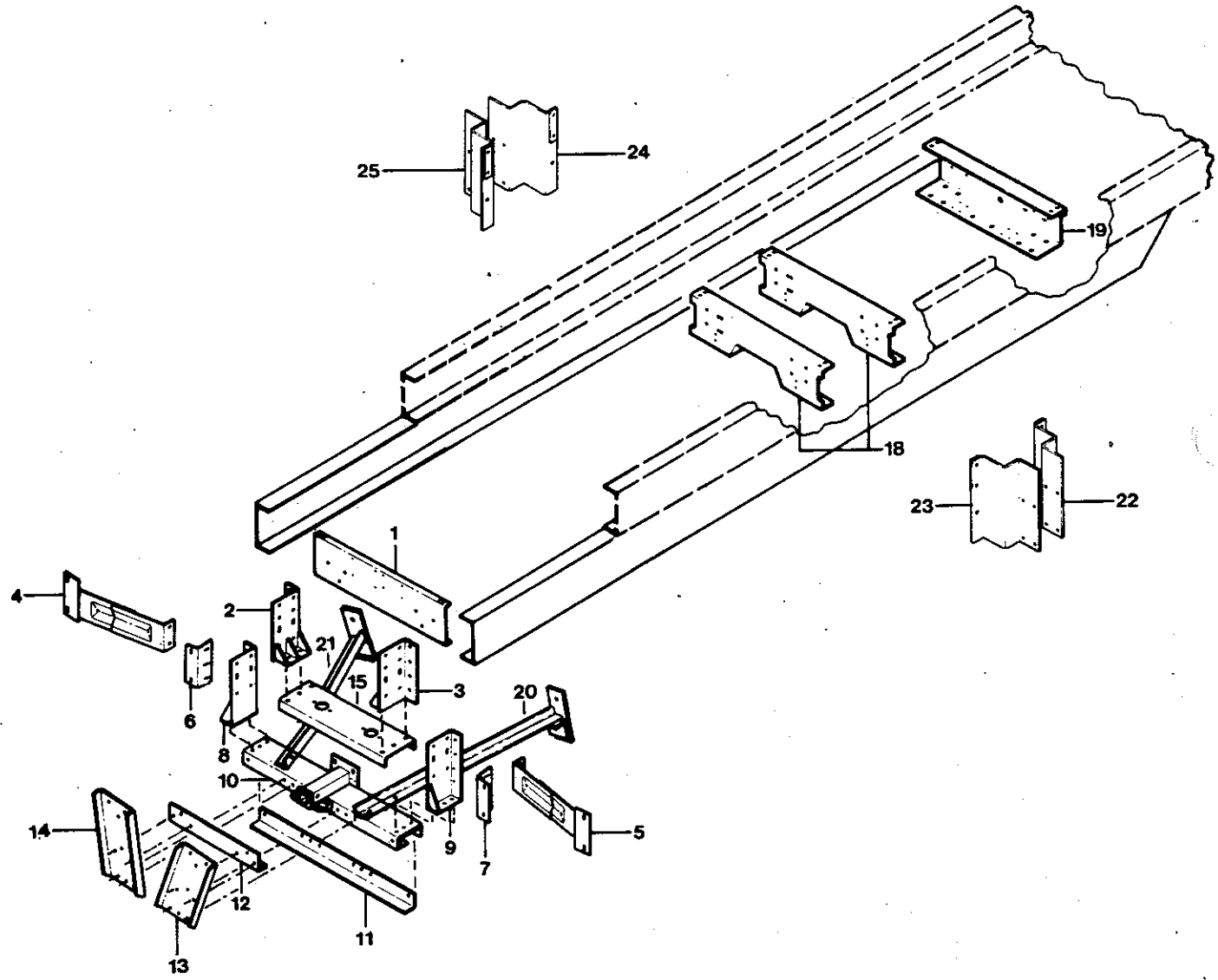
FRONT SUB FRAME

KEY NO.	PART NO.	DESCRIPTION	QTY REQ'D
1	1278050	CROSSMEMBER, FRONT SUSPENSION FRONT	
2	1278449	GUSSET ASSY., FRONT SUSP., FRONT CROSSMEMBER, LH	
3	1278431	GUSSET ASSY., FRONT SUSP., FRONT CROSSMEMBER, RH	
4	1278035	CROSSMEMBER, FRONT SUSPENSION, REAR	
5	0961664	GUSSET, FRONT SUSP., REAR C/M, LH	3
6	1278027	GUSSET, FRONT SUSP., REAR CROSSMEMBER, LH	
7	1278043	CROSSMEMBER, FRONT SUB FRAME, REAR	
8	1278019	PLATE, SUB FRAME TO FRAME	4
9		(PART OF LEVELING JACK ASSY.)	
10		(PART OF LEVELING JACK ASSY.)	
NI	3880655	LEVELING JACK ASSY.	2
11	1278464	SUB FRAME RAIL FRONT	2

QUANTITY REQUIRED IS ONE UNLESS OTHERWISE SPECIFIED.

REAR SUB FRAME

DR. 9-22-87 BY AWS  
APP. 9-23-87 BY YK  
1298710  
FRONT © 1987 BLUE BIRD BODY COMPANY  
ALL RIGHTS RESERVED





REAR SUB FRAME

KEY NO.	PART NO.	DESCRIPTION	QTY REQ'D
1	1286673	CROSSMEMBER, REAR SUB FRAME	
2	1286582	BRACKET ASSY., MTG, REAR ENGINE CROSSMEMBER, LH	
3	1286574	BRACKET ASSY., MTG, REAR ENGINE CROSSMEMBER, RH	
4	1311984	BRACE ASSY., REAR BUMPER, LH	
5	1311992	BRACE ASSY., REAR BUMPER, RH	
6	1312123	BRACKET, MOUNTING, REAR, BUMPER, LH	
7	1312115	BRACKET, MOUNTING, REAR, BUMPER, RH	
8	1074673	BRACKET ASSY., MTG, TRAILER HITCH, LH	
9	1074665	BRACKET ASSY., MTG, TRAILER HITCH, RH	
10	1146265	TRAILER HITCH ASSY.	
11	1157213	ANGLE, LOWER, FRONT, TRAILER HITCH	
12	1157239	ANGLE, UPPER, TRAILER HITCH	
13	1286624	CHANNEL, REINFORCEMENT, RH	
14	1286616	CHANNEL, REINFORCEMENT, LH	
15	1168954	CROSSMEMBER, REAR ENGINE MTG.	
18	1149186	CROSSMEMBER ASSY., DRIVE & TAG AXLE SUSP.	2
19	1149251	CROSSMEMBER ASSY., DRIVE AXLE, SUSP, FRT.	
20	1151000	BRACE ASSY., TRAILER HITCH, RH	
21	1157742	BRACE ASSY., TRAILER HITCH, LH	
22	3886017	BRACKET ASSY., MTG., LEVELING JACK, REAR, RH FRONT	
23	3886033	BRACKET ASSY., MTG., LEVELING JACK, REAR, RH REAR	
24	3886025	BRACKET ASSY., MTG., LEVELING JACK, REAR, LH FRONT	
25	3886041	BRACKET ASSY., MTG., LEVELING JACK, REAR, LH REAR	

QUANTITY REQUIRED IS ONE UNLESS OTHERWISE SPECIFIED.

ENGINE CRADLE

KEY NO.	PART NO.	DESCRIPTION	QTY REQ'D
	1080316	WASHER, FRONT ENGINE MOUNTING	
	1168954	CROSSMEMBER, REAR ENGINE MOUNTING	
	1168962	ISOLATOR, FRONT ENGINE MOUNT	
	1168970	ISOLATOR, REAR ENGINE MOUNT	
	1168996	MOUNT ASSY., ENGINE, RH	
	1169002	MOUNT ASSY., ENGINE, LH	
	1169010	MOUNT ASSY., ENGINE FRAME	
	1170075	WASHER, SNUBBING, FRONT ENGINE MOUNT	

QUANTITY REQUIRED IS ONE UNLESS OTHERWISE SPECIFIED.

# Ordering Parts

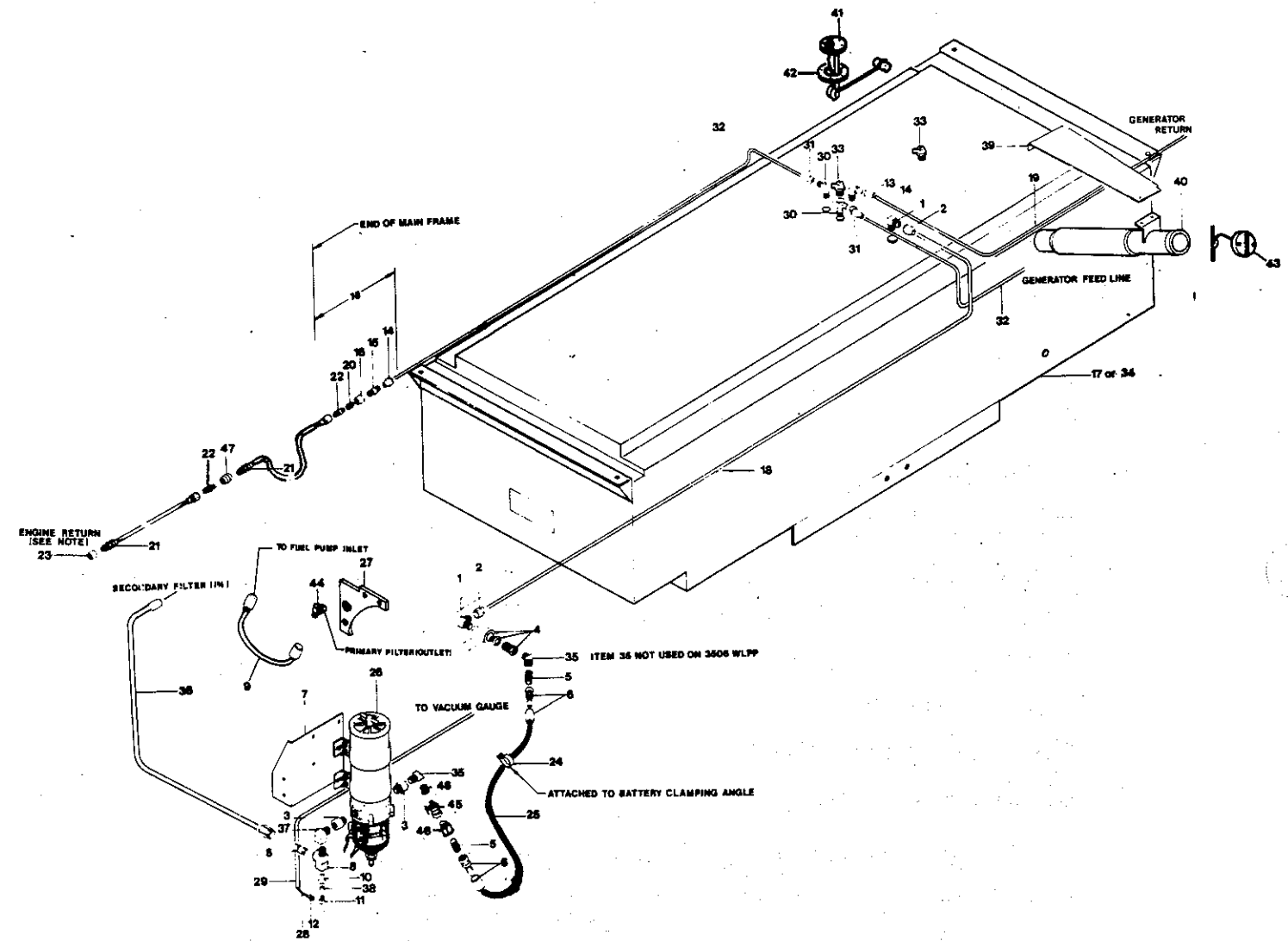
All parts should be ordered through your Blue Bird distributor.

This catalog includes most standard equipment and popular optional equipment. It is to be used as a **guide only** in ordering service parts due to **production changes** which occur throughout the year. When ordering indicate the quantity, part number and description. If you are unable to locate a part number, give your distributor a detailed description of the part.

**Important:** Always specify the **body number** when ordering parts. Your distributor will verify the correct part number for your particular body number. The body number is on the data plate which is located inside of the body immediately above the right hand windshield. A picture of the data plate appears on the inside front cover of this catalog.

When ordering parts for a major wreck, it is a good idea to include photographs with your order. This will help to fill your order correctly.

FUEL LINES  
(ENDING W/CSN 964616)



FUEL LINES  
(ENDING W/CSN 964616)

KEY NO.	PART NO.	DESCRIPTION	QTY REQ'D
1	2026706	ELBOW, 1/2 MPT X 5/8 TUBE FLARE	2
2	2027092	NUT, 5/8 FLARE	2
3	0993188	ADAPTER, O-RING	2
4	1153600	COUPLING	
5	2026672	CONNECTOR, 1/2 MPT X 5/8 TUBE FLARE	3
6	1153618	HOSE, END, 5/8 TUBE X 1/2 ID HOSE	2
7	1206580	BRACKET MTG, RACOR FUEL FILTER	
8	0654350	TEE, STREET, 1/2 PIPE	
9	1364678	HOSE ASSY., FUEL PUMP TO PRIMARY FILTER	
10	2027159	BUSHING, PIPE, 1/2 X 1/4	
11	2026979	ELBOW, MALE, INVERTED FLARE, 1/4 TUBE X 1/8	
12	2026805	NUT, INVERTED FLARE	
13	0598862	ELBOW, 90 DEGREE MALE, 1/2 TUBE X 3/8 PIPE	
14	2027084	NUT, 1/2 FLARE	2
15	2026664	CONNECTOR, 48 X 8	
16	1002898	COUPLING, 3/8 X 3/8 PIPE	
17	3847209	TANK ASSY., FUEL, 300 GAL.	
18	2027407	TUBE, 5/8 COPPER TUBING	32'
19	2027399	TUBING, 1/2 COPPER	32'
20	2027134	BUSHING, PIPE, 3/8 X 1/4	
21	1105832	HOSE ASSY., STRATOFLEX, 246 C6 1S6 AS6 33	2
22	0928853	CONNECTOR, MALE, 1/4 MPT, 3/8 TUBE, 45 FLARE	2
23	2026953	UNION, 3/8 INVERTED FLARE	
24	0948141	CLAMP, HOSE	
25	1165752	HOSE, 1/2 ID WIRE BRAID	4'
26	1153659	FILTER, FUEL/WATER SEPARATOR	
27	1300920	PLATE, MTG., FUEL FILTER	
28	2008431	TUBING, COPPER, 1/4	50'
29	2005718	LOOM, ASPHALTUM, WIRE, 5/16"	50'
30	1153634	ELBOW, MALE, 3/8 MPT X 3/8 TUBE FLARE	2
31	1154905	NUT, 3/8 FLARE	2
32	2027381	TUBING, 3/8 COPPER, 1/4 TYPE L WATER TYPE	65'
33	1237072	VENT, FUEL TANK	2
34	3855806	TANK ASSY., FUEL TANK, 265 GAL.	
35	2027217	ELBOW, 1/2 STREET, 45	2
36	1364660	HOSE ASSY., SECONDARY FILTER TO RACOR	
37	2008274	ELBOW, 90 DEG. STREET	
38	2008050	BUSHING, BRASS, JK DOOR, AIR, 1/8 X 1/4	
39	1130327	BRACKET, SUPPORT, FILL NECK ASSY., FUEL TANK	
40	3847332	NECK ASSY., FUEL TANK, 300 GAL., W/NOZ. CATCH	
41	1218551	SENDER, FUEL TANK 300 GAL.	
42	2025815	GASKET, FUEL TANK, 2 1/2", NON-VENTED	
43	2259877	CAP, FUEL TANK, 2 1/2", NON-VENTED	
NI	3835931	CAP, FUEL TANK	
NI	0890145	INDICATOR, FUEL TANK	
NI	1078617	INDICATOR, FUEL TANK LEVEL	
44	1227388	ELBOW, 45 DEG., 1/4 MPT X 3/8 TUBE FLARE	

QUANTITY REQUIRED IS ONE UNLESS OTHERWISE SPECIFIED.

FUEL LINES  
(ENDING W/CSN 964616)

KEY NO.	PART NO.	DESCRIPTION	QTY REQ'D
45	0877597	VALVE, CHECK	
46	2023539	BUSHING, PIPE, 1/2 MPT X 3/8 FPT	
47	0963090	CONNECTOR, FEMALE, 1/4 FPT	
48	0970327	ADAPTER, 1/2 FPT TO 3/8 MPT	

QUANTITY REQUIRED IS ONE UNLESS OTHERWISE SPECIFIED.

# Ordering Parts

All parts should be ordered through your Blue Bird distributor.

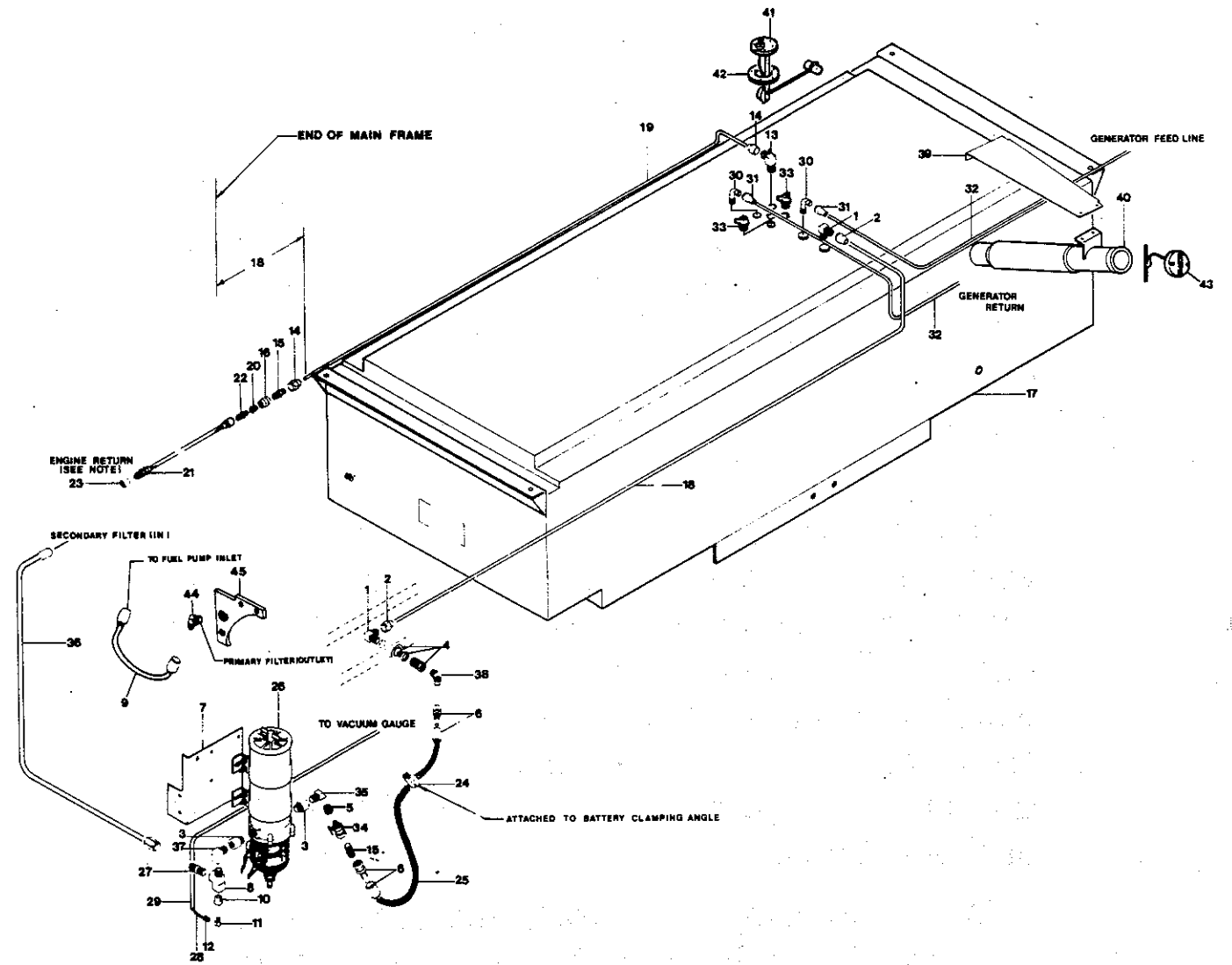
This catalog includes most standard equipment and popular optional equipment. It is to be used as a **guide only** in ordering service parts due to **production changes** which occur throughout the year. When ordering indicate the quantity, part number and description. If you are unable to locate a part number, give your distributor a detailed description of the part.

**Important:** Always specify the **body number** when ordering parts. Your distributor will verify the correct part number for your particular body number. The body number is on the data plate which is located inside of the body immediately above the right hand windshield. A picture of the data plate appears on the inside front cover of this catalog.

When ordering parts for a major wreck, it is a good idea to include photographs with your order. This will help to fill your order correctly.

FUEL LINES  
(BEGINNING W/CSN 964617)

DR. 1-21-88 BY RN 1373752  
APP. BY  
FRONT © 1988 BLUE BIRD BODY COMPANY ALL RIGHTS RESERVED



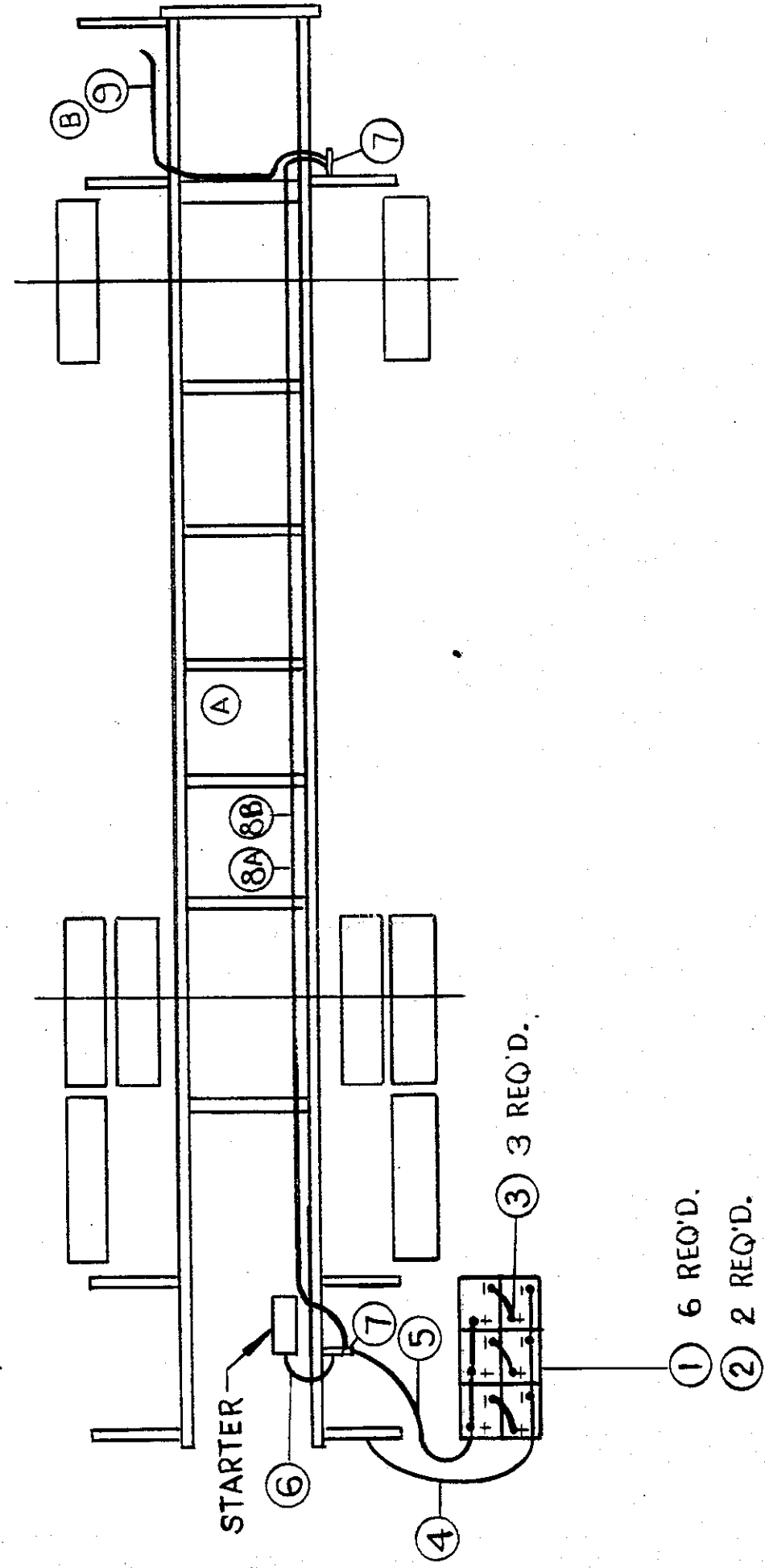


FUEL LINES  
(BEGINNING W/CSN 964617)

KEY NO.	PART NO.	DESCRIPTION	QTY REQ'D
1	2026706	ELBOW, 49 X 10, 1/2 MPT X 5/8 TUBE, FLARE	2
2	2027092	NUT, 110 X 10, 5/8 FLARE	2
3	0993188	ADAPTER, O-RING TO NPTF, 10 - 1/2	2
4	1153600	COUPLING, ANCHOR, 1/2 NPT	
5	2023539	BUSHING, PIPE, 1/2 MPT X 3/8 FPT	
6	1300672	COUPLING, 30 FL SW, 1/2 TUBE X 13/32, FEMALE	2
7	1206580	BRACKET, MTG., RACOR FUEL FILTER	
8	0654350	TEE, 1/2 PIPE, STREET	
9	1364678	HOSE ASSY., FUEL PUMP TO PRIMARY FILTER	
10	2009025	BUSHING, PIPE, 1/8 X 1/2	
11	2026979	ELBOW, MALE, INVERTED FLARE, 1/4 TUBE X 1/8	
12	2026805	NUT, 105 X 4, 1/4, INVERTED FLARE	
13	1002864	ELBOW, 90 MALE, 1/2 TUBE, FLARE X 1/2 PIPE	
14	2027084	NUT, 110 X 8, 1/2 FLARE	2
15	2026664	CONNECTOR, 48 X 8, 3/8 MPT X 1/2 TUBE, FLARE	2
16	1002898	COUPLING, 3/8 X 3/8 PIPE	
17	3893344	TANK ASSY., FUEL, 300 GAL.	
18	2027407	TUBE, COPPER, 5/8	32'
19	2027399	TUBING, COPPER, 1/2	32'
20	2027134	BUSHING, PIPE, 3/8 X 1/4	
21	1105832	HOSE ASSY., STRATOFLEX	
22	0928853	CONNECTOR, MALE, 48 X 6, 1/4 MPT X 3/8 TUBE, 45 DEG.	
23	2026953	UNION, 300 X 6, 3/8, INVERTED FLARE	
24	0948141	CLAMP, HOSE	
25	1300664	HOSE, 13/32 ID. WIRE BRAID	4'
26	1153659	FILTER, FUEL/WATER SEPARATOR	
27	2026672	CONNECTOR, 48 X 10, 1/2 MPT X 5/8 TUBE FLARE	
28	2008431	TUBING, COPPER, 1/4	50'
29	2005718	LOOM, ASPHALTUM, WIRE, 5/16"	50'
30	1153634	ELBOW, MALE, 3/8 MPT X 3/8 TUBE, FLARE	2
31	1154905	NUT, 3/8, FLARE	2
32	2027381	TUBING, COPPER, 3/8, TYPE L	65'
33	1237072	VENT, FUEL TANK	2
34	0877597	VALVE, CHECK	
35	2027217	ELBOW, 3352 X 8, 1/2, STREET, 45 DEGREE	
36	1364660	HOSE ASSY., SECONDARY FILTER TO RACOR	
37	2008274	ELBOW, 90 DEG. STREET	
38	1300698	ELBOW, 1/2 PIPE X 1/2 TUBE 45 DEG.	
39	1130327	BRACKET, SUPPORT, FILL NECK ASSY., FUEL TANK	
40	3847332	NECK ASSY., FUEL TANK, 300 GAL., W/NOZ. CATCH	
41	1218551	SENDER, FUEL TANK 235/275/300 GAL.	
42	2025815	GASKET, FUEL TANK SENDER	
43	2259877	CAP, FUEL TANK, 90 GALLON	
44	1227388	ELBOW, 45 DEG., 1/4 MPT X 3/8 TUBE FLARE	
45	1300920	PLATE, MTG, FUEL FILTER	
NI	1078617	INDICATOR, FUEL TANK LEVEL	
NI	3835931	CAP, FUEL TANK, NON-VENTED, 2 1/2 THD, 38 CHAIN	
NI	0890145	INDICATOR, FUEL TANK	

QUANTITY REQUIRED IS ONE UNLESS OTHERWISE SPECIFIED.

BATTERY CABLE ARRANGEMENT



BATTERY CABLE ARRANGEMENT

KEY NO.	PART NO.	DESCRIPTION	QTY REQ'D
1	0621342	BATTERY, ESB, BRAND	
2	1141092	ANGLE, BATTERY CLAMPING, PVC, COATED	
3	0359109	CABLE, BATTERY, 2 TRC 1 BATTERIES	
4	1299171	CABLE ASSY., NEG.	
5	1299163	CABLE ASSY., POSITIVE	
6	0997536	CABLE ASSY., STARTER SOLENOID TO CHASSIS RAIL	
7	0553131	TERMINAL, BATTERY CABLE JUNCTION, NO. 10148	
8A	3785284	CABLE ASSY., 4/0, FRONT STUD TO REAR STUD, 3903 WLPP	
8B	1171719	CABLE ASSY., 4/0, FRONT STUD TO REAR STUD, 3706 WLPP	
9	0539098	CABLE STARTER, CUMMINS, 2-225A BATTERIES	

1045P QUANTITY REQUIRED IS ONE UNLESS OTHERWISE SPECIFIED. 55

ELECTRICAL COMMON PARTS  
8V92TA

KEY NO.	PART NO.	DESCRIPTION	QTY REQ'D
	0521781	RELAY, HORN	2
	0864660	BREAKER, CIRCUIT, 6AMP	
	0870261	SWITCH, TRANS, NEUTRAL	
	0985689	BREAKER, CIRCUIT, 25 AMP	
	1025899	RELAY, RACOR FUEL FILTER	
	1170869	BREAKER, CIRCUIT, 8 AMP	
	1210970	TERMINAL BLOCK, ELECTRICAL, 13 STUD	
	1249382	SWITCH, IGNITION	
	1267632	HARNESS, WIRING, CHASSIS	
	1289909	HORN ASSY., HIGH NOTE	
	1289917	HORN ASSY., LOW NOTE	

1045P QUANTITY REQUIRED IS ONE UNLESS OTHERWISE SPECIFIED. 56

ELECTRONIC CONTROL MODULE

KEY NO.	PART NO.	DESCRIPTION	QTY REQ'D
	1048479	END, STOP TERMINAL BLOCK	2
	1048461	TERMINAL, BLOCK, MODULAR	3
	1211259	BRACKET, CIRCUIT BREAKER	
	2006112	BREAKER, CIRCUIT, 20 AMP	
	1299247	BRACKET, MOUNTING, EDU MODULE	
	1299262	RESISTOR, 1.2K OHM, 1/2 WATT, 1 PERCENT	2
	2027498	CLAMP, HOSE, NYLON, 1/2 7	2
	2000057	BOLT, 1/4-20 X 1, HEX, FULL THREAD	3
	2001345	NUT, 1/4-20, CAD.	3
	2001121	WASHER, FLAT, 1/4"	3
	2001170	LOCKWASHER, 1/4, MEDIUM	3
	2000719	SCREW, MACHINE, PHILLIPS, ROUND MACHINE	7
	2001253	NUT, HEX, 8-32, CAD.	7
	2001162	LOCKWASHER, 3/16", MEDIUM	7
	1146455	TERMINAL, W/CAPTIVE SCREW, 8-32, INSULATED	4
	1328996	HARNESS MODULE ASSY., ELECT. CONTROL	
	2006096	BAR, BUS, SWITCH PANEL, 1693 6	
	1048495	TRACK, TERMINAL	3"
	2006104	BREAKER, CIRCUIT, 15 AMP	2
	0864660	BREAKER, CIRCUIT, 6 AMP	
	1161876	SOLENOID, BOSCH, 30 AMP, SOCKET MOUNT	
	1371772	PEDAL, ACCELERATOR, ELECTRICAL, DDEC	

QUANTITY REQUIRED IS ONE UNLESS OTHERWISE SPECIFIED.

BUMPERS

KEY NO.	PART NO.	DESCRIPTION	QTY REQ'D
		<u>FRONT BUMPER</u>	
	3893187	RIGHT HAND, FRONT	
	3893195	CENTER, FRONT	
	3893203	LEFT HAND, FRONT	
	3856895	END CAP, RIGHT HAND	
	3856903	END CAP, LEFT HAND	
		<u>REAR BUMPER</u>	
	3893179	BUMPER, REAR	
	3857281	END CAP, LEFT HAND	
	3857273	END CAP, RIGHT HAND	

QUANTITY REQUIRED IS ONE UNLESS OTHERWISE SPECIFIED.

# Ordering Parts

All parts should be ordered through your Blue Bird distributor.

This catalog includes most standard equipment and popular optional equipment. It is to be used as a **guide only** in ordering service parts due to **production changes** which occur throughout the year. When ordering indicate the quantity, part number and description. If you are unable to locate a part number, give your distributor a detailed description of the part.

**Important:** Always specify the **body number** when ordering parts. Your distributor will verify the correct part number for your particular body number. The body number is on the data plate which is located inside of the body immediately above the right hand windshield. A picture of the data plate appears on the inside front cover of this catalog.

When ordering parts for a major wreck, it is a good idea to include photographs with your order. This will help to fill your order correctly.





PANEL ASSY., DASH LOWER

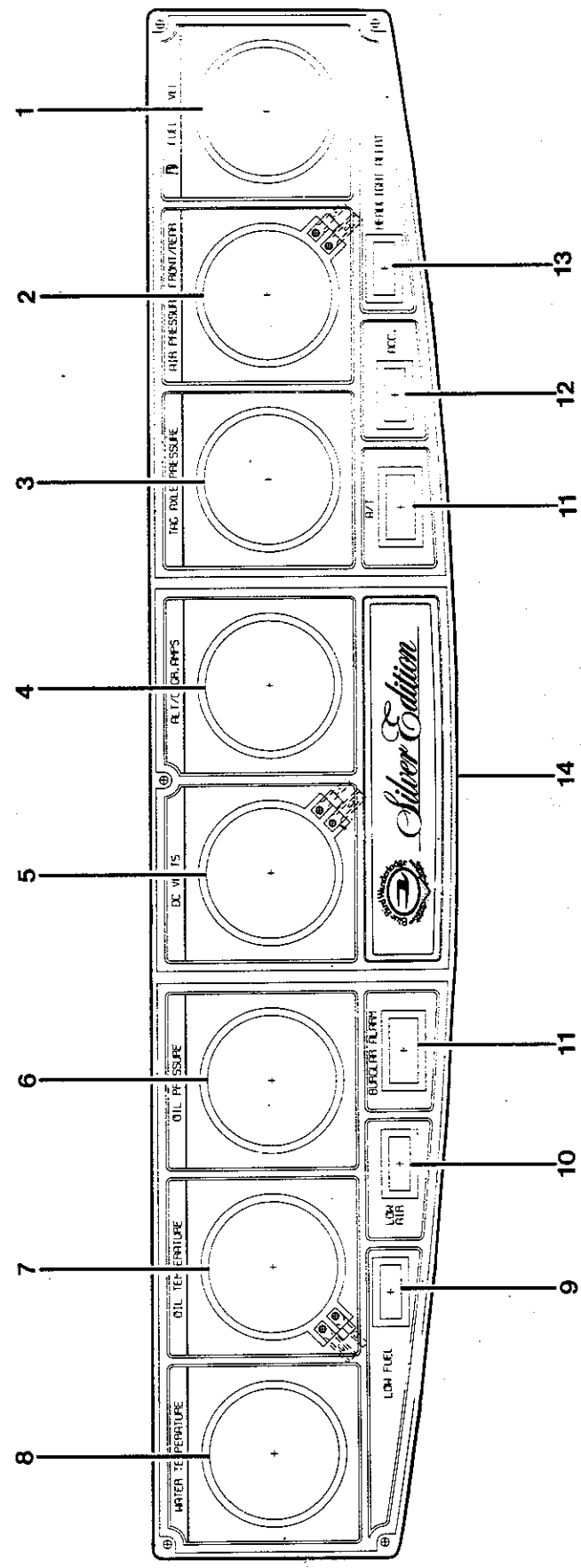
KEY NO.	PART NO.	DESCRIPTION	QTY REQ'D
1	2268522	SWITCH, CHICAGO DASH	13
2	2268555	SWITCH, MOM ON	2
3	2268548	SWITCH, CHICAGO DASH, ON-OFF-ON	4
4	2268530	SWITCH, CHICAGO DASH, ON-ON	4
5	3839040	SWITCH, HEADLIGHT	
6	3737160	SWITCH, HORN	
7	3876695	SWITCH, CONTROL WIPER INTERMITTENT	
8	3887031	TACHOMETER/HOURMETER	
9	3765096	SPEEDOMETER	
10	3765039	GAUGE, TURBO BOOST	
11	3760923	GAUGE, PYROMETER	
12	3865334	GAUGE, TRANSMISSION OIL TEMP	2
13	3761632	RHEOSTAT, 84 DASH	
14	3851920	RHEOSTAT, 6 OHM, 50W, MODEL J	
15	3843877	LIGHT, INDICATOR, HIGH BEAM, DASH	
16	2271815	LIGHT, INDICATOR, AMBER	
17	2271807	LIGHT, PILOT, RED, LEVELING JACK	2
18	2271955	LIGHT, GREEN, RECTANGLE, DIRECTIONAL	2
19	3866845	LIGHT, BLUE	9
20	3867272	PANEL ASSY., DASH LOWER	

QUANTITY REQUIRED IS ONE UNLESS OTHERWISE SPECIFIED.

PANEL ASSY., DASH UPPER

OR 5-9-88	BY LAD	FRT	8007817	REV
APP				

© 1988 BLUE BIRD BODY COMPANY ALL RIGHTS RESERVED

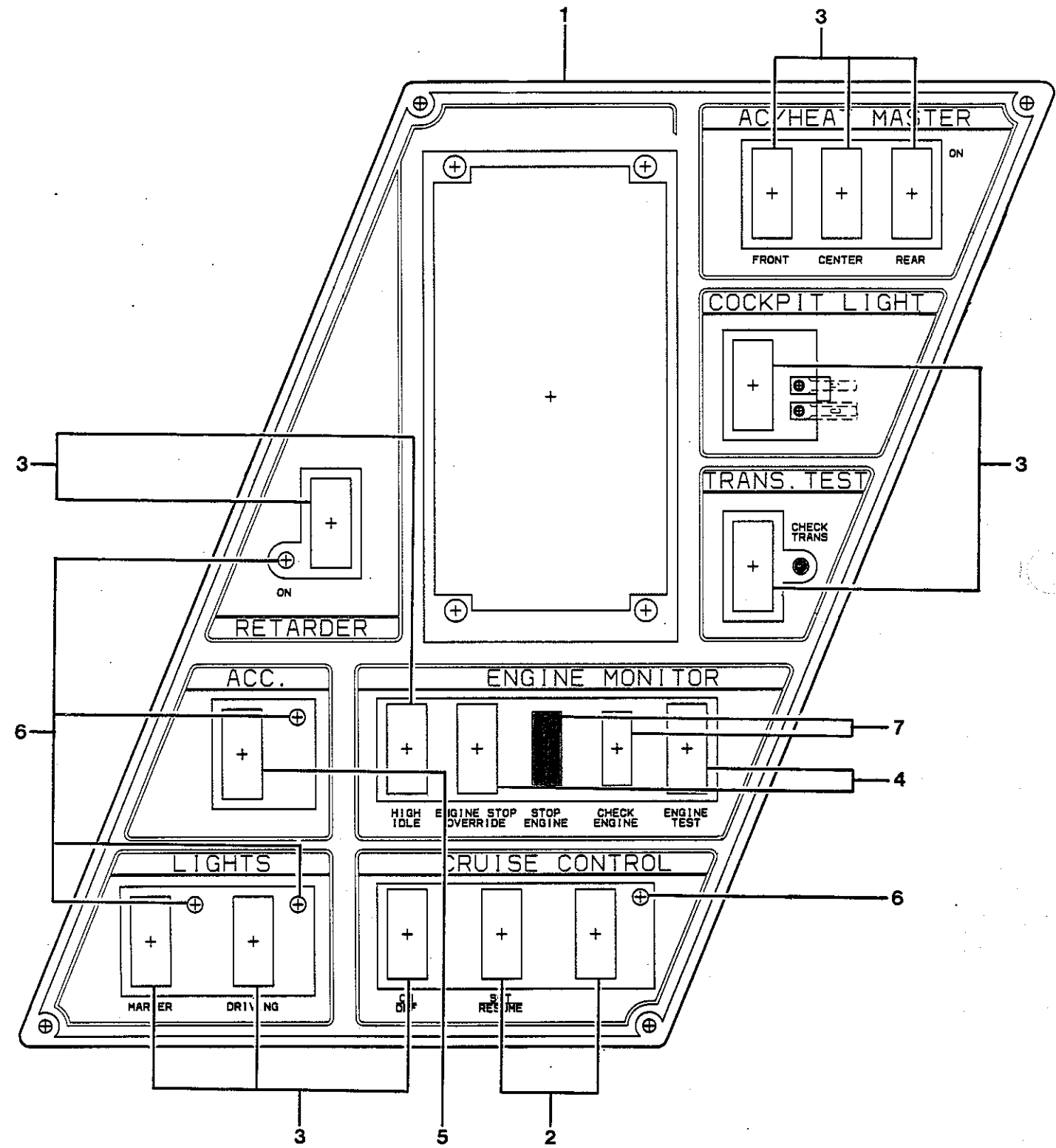


PANEL ASSY., DASH UPPER

KEY NO.	PART NO.	DESCRIPTION	QTY REQ'D
1	1077676	GAUGE, FUEL LEVEL, W/AC SENDER	
2	3810389	GAUGE, AIR PRESSURE, DUAL FRONT/REAR	
3	3746088	GAUGE, AIR PRESSURE	
4	3847381	GAUGE, AMPERE 0-300	
5	3746120	GAUGE, VOLTMETER	
6	3795481	GAUGE, OIL PRESSURE, ELECTRICAL	
NI	1352053	SENDER, ENGINE OIL PRESSURE	
7	3865334	GAUGE, OIL TEMP	
NI	1197920	SENDER, OIL TEMPERATURE	
8	1078823	GAUGE, WATER TEMP, DUAL SCALE	
NI		SENDER, WATER TEMP	
	1078781	1/2 PIPE	
	1078799	1/8 PIPE	
9	2271815	LIGHT, INDICATOR, AMBER	
10	2271807	LIGHT, PILOT, RED, LEVELING JACK	
11	2268522	SWITCH, CHICAGO DASH	
12	3884632	LIGHT, INDICATOR, RED, FIRE ALARM	
13	2271823	LIGHT, INDICATOR, BLUE	
14	3867322	PANEL, DASH, UPPER	

*1445865-3  
1077676-*

QUANTITY REQUIRED IS ONE UNLESS OTHERWISE SPECIFIED.



PANEL ASSY., DASH SHIFTER

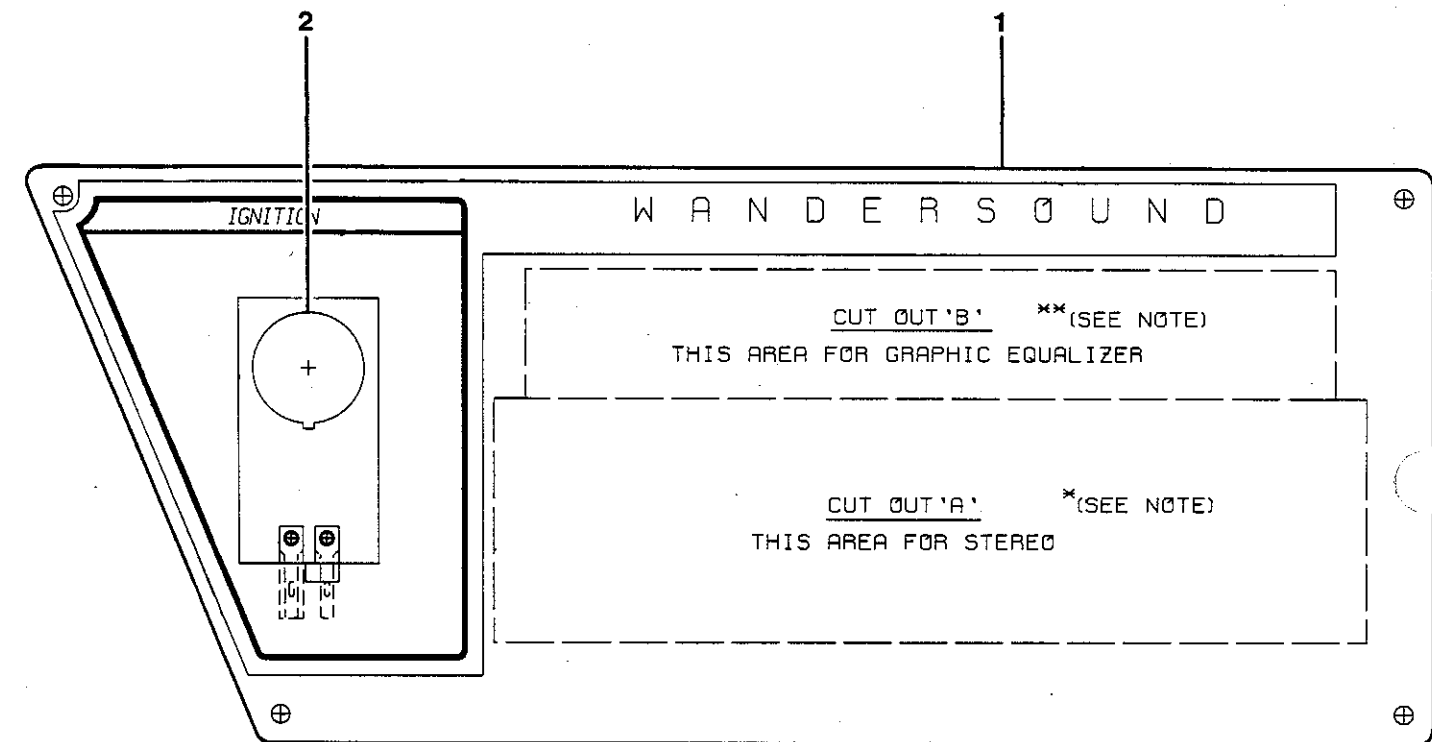
KEY NO.	PART NO.	DESCRIPTION	QTY REQ'D
1	3864667	PANEL, DASH SHIFTER W/DDEC	
2	3869492	SWITCH, TRANSFER, MOMENTARY	2
3	2268522	SWITCH, CHICAGO DASH	10
4	2268555	SWITCH, CHICAGO DASH MOM. ON	2
5	2274165	SWITCH, BLANK CHICAGO	
6	3866845	LIGHT, BLUE	5
7	2271807	LIGHT, PILOT, RED, LEVELING JACK	2

QUANTITY REQUIRED IS ONE UNLESS OTHERWISE SPECIFIED.

PANEL ASSY., DASH LOWER, RH

DR 5-10-88 BY LAD			
APP	BY	FRT 8007874	REV

© 1988 BLUE BIRD BODY COMPANY ALL RIGHTS RESERVED



PANEL ASSY., DASH LOWER, RH

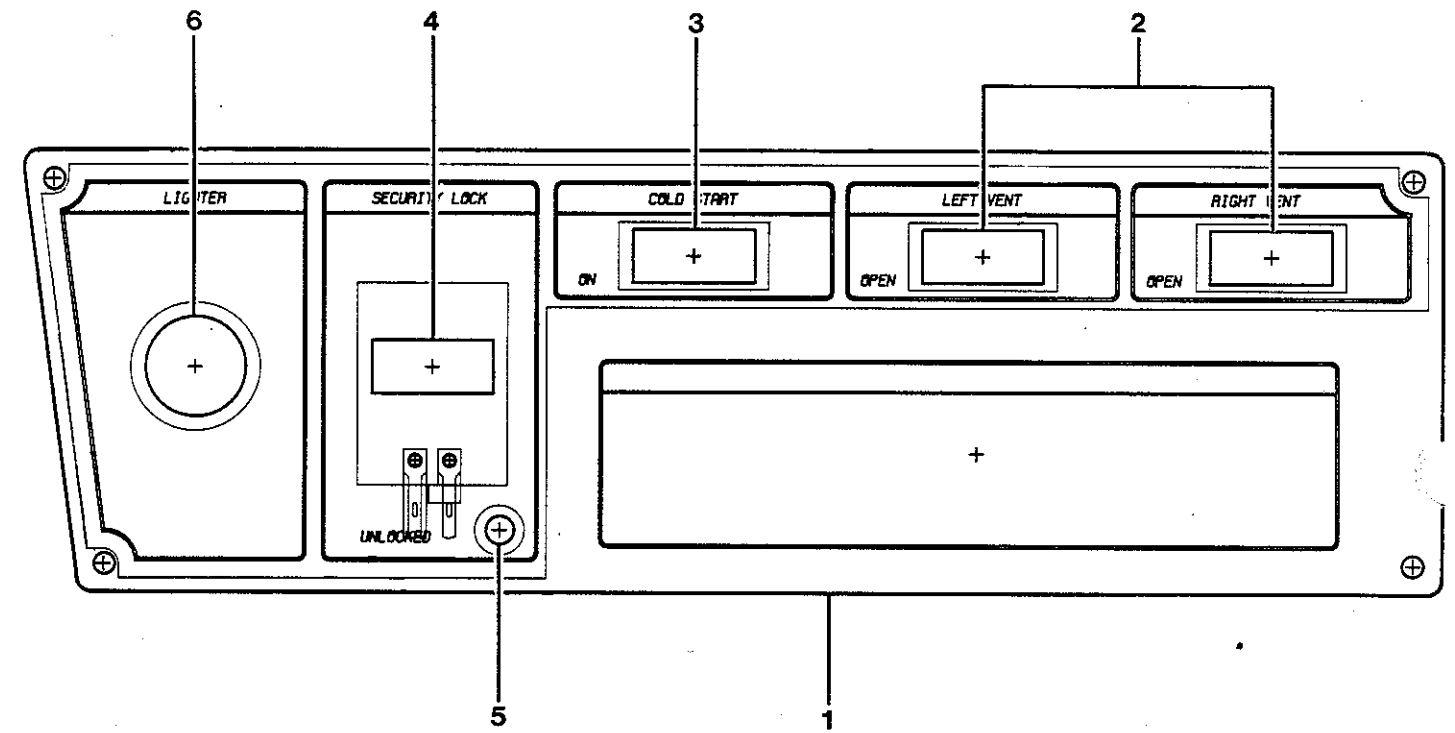
KEY NO.	PART NO.	DESCRIPTION	QTY REQ'D
1 2	3867348 1249382	PANEL, DASH, RH LOWER SWITCH, IGNITION LOCK W/KEYS	

1045P QUANTITY REQUIRED IS ONE UNLESS OTHERWISE SPECIFIED. 67

PANEL ASSY., DASH UPPER, RH

DR 5-10-88 BY LAD	FRT	800784-1	REV
APP	BY		

© 1988 BLUE BIRD BODY COMPANY ALL RIGHTS RESERVED





PANEL ASSY., DASH UPPER, RH

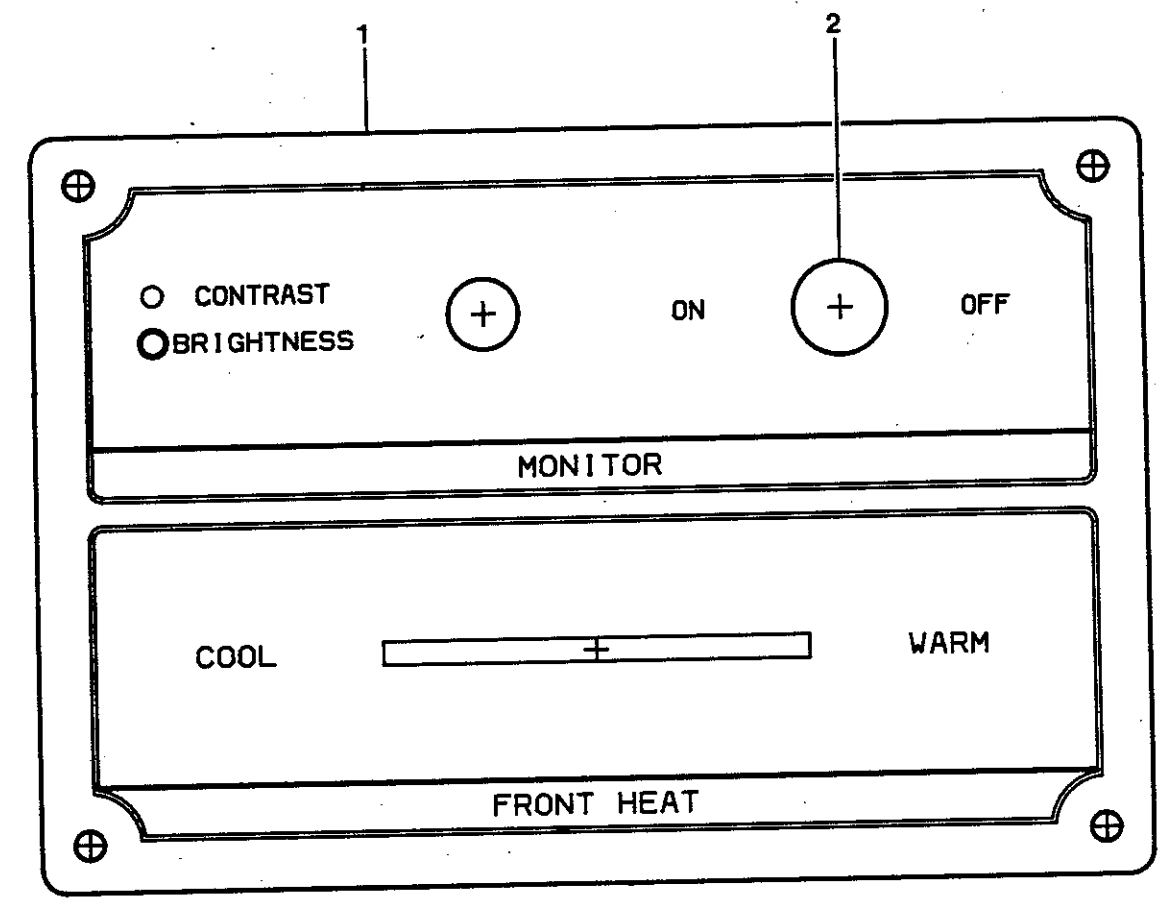
KEY NO.	PART NO.	DESCRIPTION	QTY REQ'D
1	3867298	PANEL, DASH RH UPPER	
2	2268522	SWITCH, CHICAGO DASH	2
3	2268555	SWITCH, CHICAGO DASH, MOM ON	
4	2268563	SWITCH, CHICAGO DASH	
5	3866845	LIGHT, BLUE	
6	2018406	LIGHTER, CIGARETTE	

QUANTITY REQUIRED IS ONE UNLESS OTHERWISE SPECIFIED.

PANEL ASSY., DASH LOWER AUXILIARY, RH

DR 5-10-88 BY LAD			
APP	BY	FRT 8007866	REV

© 1988 BLUE BIRD BODY COMPANY ALL RIGHTS RESERVED



PANEL ASSY., DASH LOWER AUXILIARY, RH

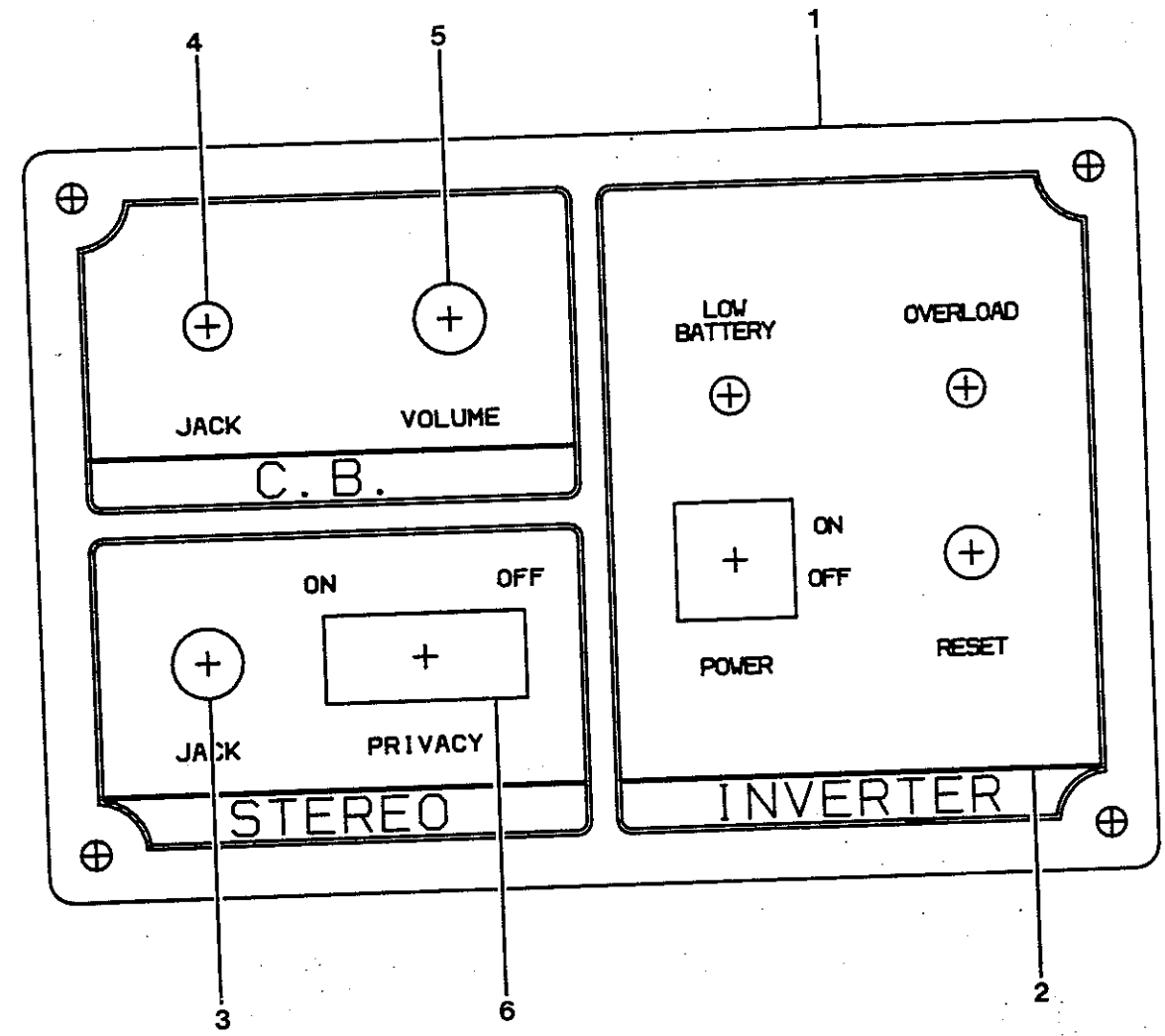
KEY NO.	PART NO.	DESCRIPTION	QTY REQ'D
1	3867280	PANEL, DASH, RH, LOWER AUXILIARY	
2	2219251	SWITCH, FOG LIGHTS	
NI	3858677	POTENTIOMETER, DUAL 500 AND 100K	
NI	3876919	VALVE, MODULATING CHASSIS HEATER	

QUANTITY REQUIRED IS ONE UNLESS OTHERWISE SPECIFIED.

PANEL ASSY., DASH LOWER AUXILIARY, LH

DR 5-10-88 BY LAD	FRT 8007858	REV
APP	BY	REV

© 1988 BLUE BIRD BODY COMPANY ALL RIGHTS RESERVED



PANEL ASSY., DASH LOWER AUXILIARY, LH

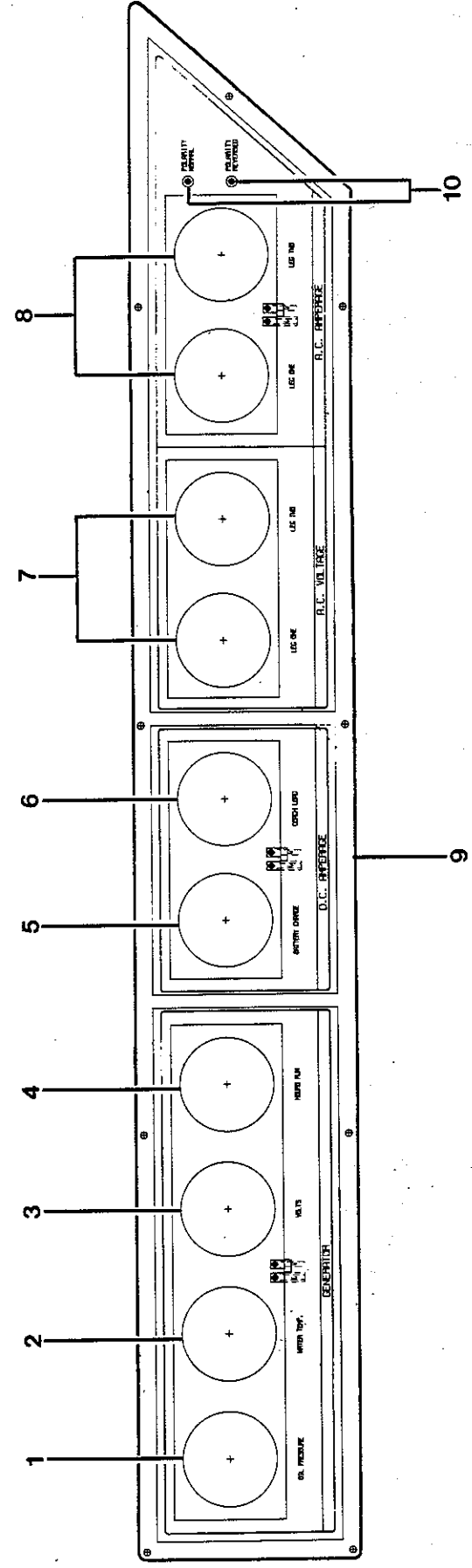
KEY NO.	PART NO.	DESCRIPTION	QTY REQ'D
1	3864659	PANEL, DASH, LOWER, AUXILIARY, LH	
2	3834223	PANEL, CONTROL, REMOTE	
3	3841236	JACK, HEADPHONE 1/4	
4	2235687	JACK, MINIATURE, PHONE	
5	2236990	SWITCH, VOLUME CONTROL, CB RADIO	
6	2268522	SWITCH, CHICAGO, DASH	

QUANTITY REQUIRED IS ONE UNLESS OTHERWISE SPECIFIED.

PANEL ASSY., DASH OVERHEAD AUXILIARY, RH

DR 5-10-88	BY LAD	FRT	REV
APP	BY		
			8007833

© 1988 BLUE BIRD BODY COMPANY ALL RIGHTS RESERVED



PANEL ASSY., DASH OVERHEAD AUXILIARY, RH

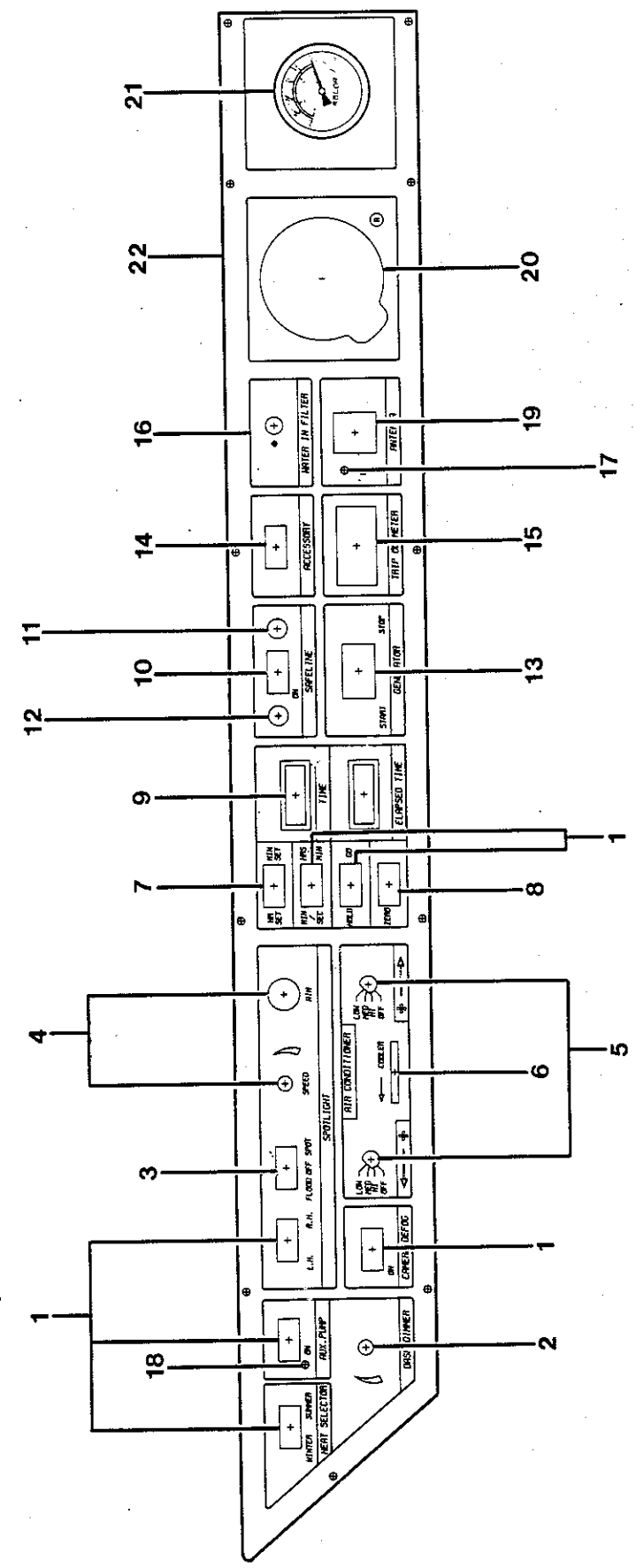
KEY NO.	PART NO.	DESCRIPTION	QTY REQ'D
1	3795481	GAUGE, OIL PRESSURE, ELECTRICAL	
NI	3811254	SENDER, OIL PRESSURE	
2	1078823	GAUGE, WATER TEMPERATURE	
NI	3811221	SENDER, WATER TEMP	
3	3746120	GAUGE, VOLTMETER	
4	3746112	GAUGE, HOURMETER	
5	3847357	GAUGE, AMPERE 150-0-150	
6	3847381	GAUGE, AMPERE 0-300	
7	3847373	GAUGE, VOLTMETER 60-140	
8	3847365	GAUGE, AMPERE 0-50	
9	3869468	PANEL, OVERHEAD, AUX. DASH, RH	
10	3880770	INDICATOR, REVERSED POLARITY, INSIDE	

QUANTITY REQUIRED IS ONE UNLESS OTHERWISE SPECIFIED.

PANEL ASSY., DASH OVERHEAD AUXILIARY, LH

DR	5-11-88	BY	L-AD	FRT	800788Z	REV
APP						

© 1988 BLUE BIRD BODY COMPANY ALL RIGHTS RESERVED



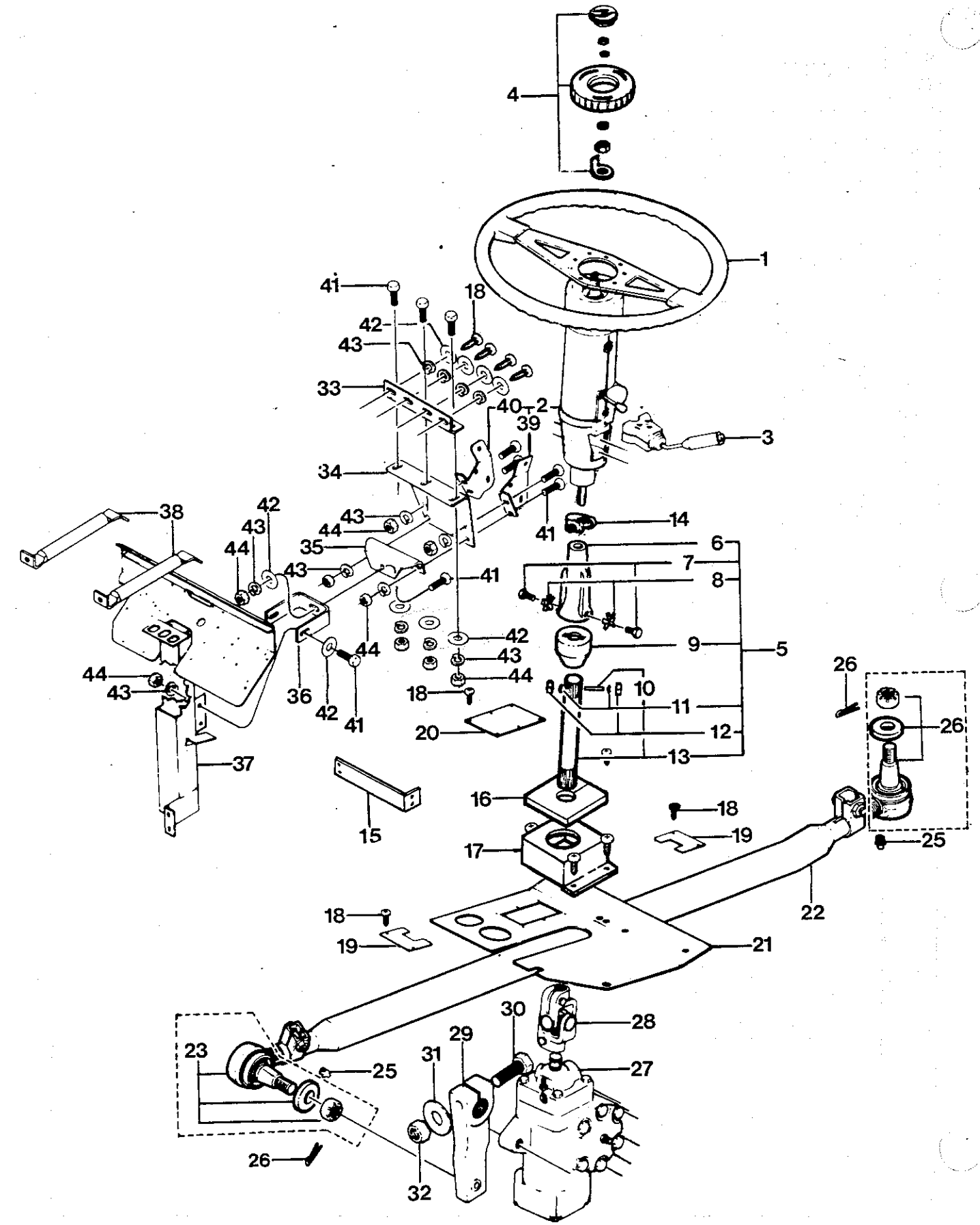


PANEL ASSY., DASH OVERHEAD AUXILIARY, LH

KEY NO.	PART NO.	DESCRIPTION	QTY REQ'D
1	2268522	SWITCH, CHICAGO DASH	6
2	3761632	RHEOSTAT, DASH DIMMER	
NI	2273928	KNOB, LOWER DASH RHEOSTAT	
3	2268548	SWITCH, CHICAGO DASH, ON-OFF-ON	
4	3756012	SWITCH ASSY., SPEED & AIR	
5	3856721	SWITCH, DASH, MOTIVE AIR	
NI	2255461	WASHER, FLAT, TYPE 1/2	
NI	3758521	KNOB, A/C SWITCH, MOTIVE AIR	
6	3767613	THERMOSTAT, LEVER TYPE, CHASSIS AIR	
NI	3767621	KNOB, THERMOSTAT, CHASSIS AIR	
7	2268563	SWITCH, CHICAGO, MOM ON-ON	
8	2268555	SWITCH, CHICAGO, DASH, MOM ON	
9	2272383	CLOCK, ELAPSE TIME	
10	2268530	SWITCH, CHICAGO DASH, ON-ON	
11	4011268	LIGHT, YELLOW, SAFE LINE	
12	4011276	LIGHT, RES, SAFE LINE	
NI	3809779	BUZZER, SAFE LINE	
13	3805306	SWITCH, GENERATOR, MOM ON-OFF, MOM ON	
14	2274165	SWITCH, BLANK, CHICAGO	
15	3765021	GAUGE, TRIP OD METER	
16	3743929	ALARM, FUEL FILTER, WATER CONTAMINATION	
17	3866837	LIGHT, LED (RED T LIGHT)	
18	3866845	LIGHT, LED (GREEN T LIGHT)	
19	2268563	SWITCH, CHICAGO, MOM ON-ON	
20	2249209	ALTIMETER, DASH MOUNTED	
21	2249480	VACUUM GAUGE KIT, RACOR FUEL FILTER	
22	3869690	PANEL, DASH, OH AUX. LH	

# STEERING LINKAGE

ORIGINATED BY *A. Anderson*  
APP *SIB-88* BY *R.L.E.* FRT *5/1/88* REV  
© 1988 BLUE BIRD BODY COMPANY ALL RIGHTS RESERVED

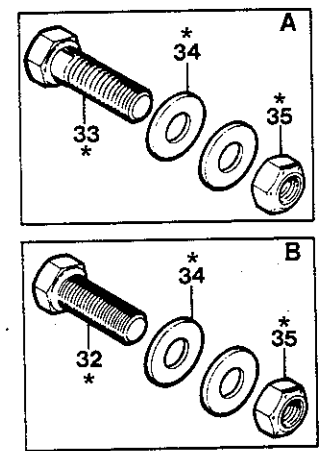
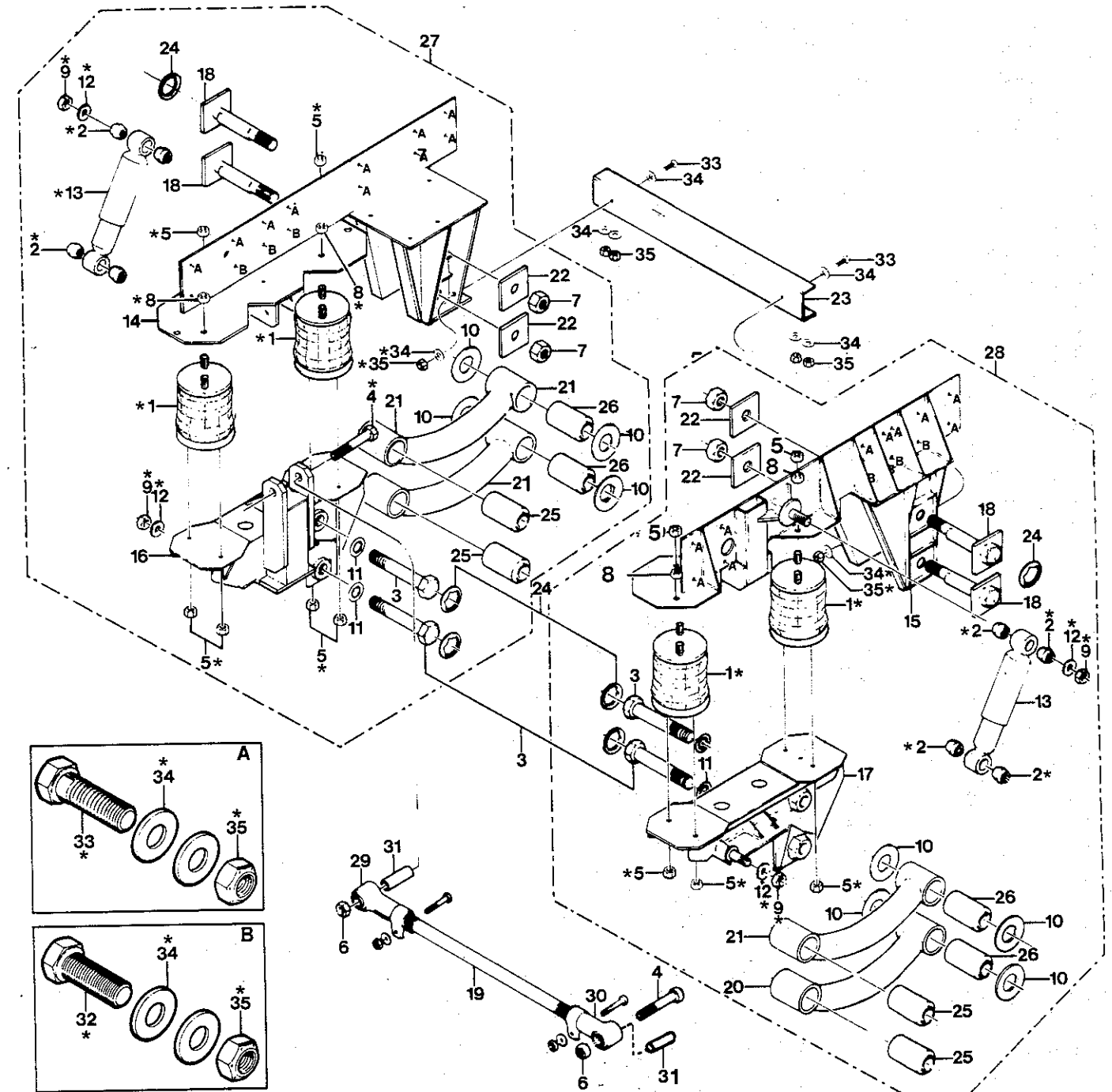


STEERING LINKAGE

KEY NO.	PART NO.	DESCRIPTION	QTY REQ'D
1	3841327	RFD, STEERING WHEEL ASSY.	
2	1330836	COLUMN ASSY., TILT/TELESCOPING	
3	1406065	SWITCH ASSY., TURN SIGNAL, SELF CANCELING	
NI	3841350	STOP, LOCK, TILT & TELESCOPING STEERING COLUMN	
4	3841335	KNOB, LOCKING, TILT & TELESCOPING STEERING COLUMN	
5	1330828	COUPLING & SHAFT ASSY., FLEXIBLE	
6	1328327	COUPLING, SHELL, STEERING SHELL	
7	1255017	CAPSCREW, COUPLING, SHELL	2
8	1255009	WASHER, TONGUED, COUPLING, SHELL	2
9	1255033	RUBBER SHIELD, STEERING SHAFT, LOWER	
10	1255140	PIN, STEERING SHAFT, LOWER	
11	1254986	WASHER, WHEEL SHAFT, WAVE	2
12	1254994	BUTTON, WHEEL SHAFT SLIDE	2
13	1328335	SHAFT, SPLINED	
14	1255041	CLAMP ASSY., STEERING COUPLING SHELL	
15	1339241	BRACE, INSTRUMENT PANEL TO BOW	
16	1339308	SHIELD, RUBBER, UNIVERSAL JOINT, STEERING	
17	1337542	BRACKET ASSY., COVER, UNIVERSAL JOINT, STEERING	
18	2000511	SCREW, 10 X 1/2	AR
19	0996496	PLATE, SERVICE ACCESS, TOEBOARD	2
20	1037688	PLATE, SERVICE ACCESS, TOEBOARD POWER STEERING	
21	1252220	TOEBOARD ASSY., W/ACCESS HOLE	
22	1340553	DRAG ROD TUBE, VERTICAL JOINT	
23	1300383	TIE ROD END, FRONT	
24	1300391	TIE ROD END, REAR	
25	2027431	FITTING, 1/8 MPT, STRAIGHT, GREASE	2
26	0609495	COTTER PIN, 3/16 X 3	2
27	1282920	GEAR, POWER STEERING, HFB-70	
NI	4280087	KIT, SEAL STEERING GEAR	
28	1302728	JOINT, UNIVERSAL, STEERING	
29	1282383	ARM, PITMAN, 9.78	
30	1021815	BOLT, HEX 3/4-10 X 4 1/2	
31	0870915	WASHER, 3/4 PLAIN	
32	0933879	NUT, HEX, 3/4-10	
33	1320084	BRACKET, ANGLE, UPPER MOUNTING, STEERING COLUMN	
34	1320100	BRACKET, SUPPORTING STEERING COLUMN	
35	1320076	BRACKET, CHANNEL, LOWER REAR MOUNTING STEERING COLUMN	
36	1320092	BRACKET, LOWER FRONT MOUNTING STEERING COLUMN	
37	1270685	POST, FINAL ASSY., INSTRUMENT PANEL	
38	1328780	BRACE, LOWER INSTRUMENT PANEL	2
39	1320118	BRACKET, SIDE, STEERING COLUMN MOUNTING, RH	
40	1320126	BRACKET, SIDE, STEERING COLUMN MOUNTING, LH	
41	0559195	BOLT, HEX HD., 3/8-16 NC X 1	10
42	0651422	WASHER, FLAT, 3/8 X 3/4 X 1/16	10
43	0882795	LOCKWASHER, 3/8"	14
44	2001451	NUT, HEX, 3/8-16	10
NI	0998450	BOLT, HEX 3/4-16 X 1 3/4	6
NI	0998443	BOLT, 7/8-14 UNF X 2" LONG	

QUANTITY REQUIRED IS ONE UNLESS OTHERWISE SPECIFIED.

# FRONT SUSPENSION



\* THESE ITEMS ARE NOT INCLUDED AS PARTS FOUND IN ASSEMBLY ITEMS 27 & 28.

FRONT SUSPENSION

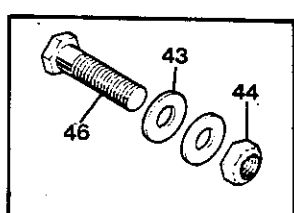
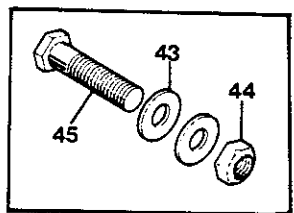
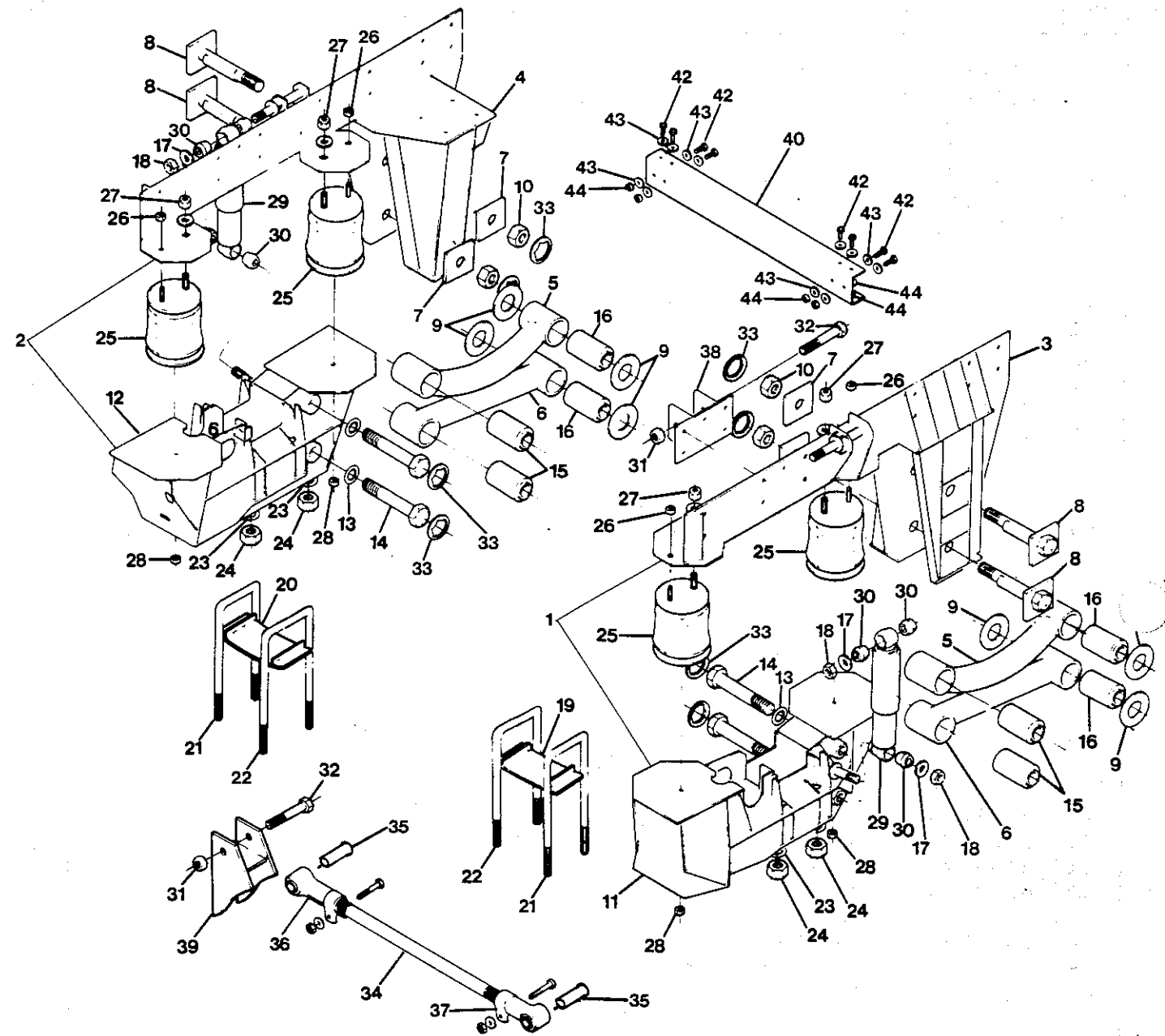
KEY NO.	PART NO.	DESCRIPTION	VENDOR PART NO.	QTY REQ'D
1	1286814	AIR SPRING, FRONT	100-358-9457C	4
2	0614982	BUSHING, SHOCK ABSORBER	110-2608B-100	
3	0961409	BOLT, HEX HEAD, 1 1/2"-6 X 7" LONG	113-0670B-105	4
4	1085380	BOLT, HEX, GD. 8, 1"-8 X 6"	113-5711B-108	2
5	0961458	NUT, HEX, LOCKING, 1/2"-13	115-0555B-102	8
6	1085489	NUT, HEX, NYLON INSERT, 1"-8	115-1678B-105	2
7	1077221	NUT, HEX, LOCKING, 1 1/4"-7 CADMIUM	115-2880B-102	4
8	0985549	NUT, HEX, LOCKING, 3/4"-16	115-5939B-102	4
9	1105782	NUT, HEX, LOCKING, 1"-8	115-5939B-102	4
10	1243807	WASHER, BEARING SLEEVE	116-0519B-403	8
11	0961417	WASHER, LOCK, INT. TOOTH, 1 1/2"	116-0673B-000	4
12	1087329	WASHER, 2" O.D., SHOCK STUD	116-1677B-100	4
13	1235233	SHOCK ABSORBER, KONI (BUSHINGS INC)	126-7249B-000	2
NI	0614982	BUSHING, SHOCK ABSORBER		
14	1286749	HANGER RAIL ASSY., LH	309-7249C-100	
15	1286731	HANGER RAIL ASSY., RH	309-7249C-200	
16	1286780	BEAM ASSY., LOWER, LH	425-6414D-100	
17	1286772	BEAM ASSY., LOWER, RH	425-7249D-200	
18	0961847	BOLT ASSY., ECCENTRIC	500-1458B-000	4
19	1286830	SWAY BAR ASSY.	503-7264B-322	
20	1286764	TORQUE BEAM ASSY., LOWER	505-7249B-000	
21	1286756	TORQUE BEAM ASSY., UPPER	506-7249B-000	
22	0961839	CLAMPING PLATE ASSY.	740-1494B-303	4
23	1323997	CHANNEL, CROSSBRACE	817-4754B-303	
24	0961375	WASHER, ANTI-TURN	900-3092B-000	
25	0961581	BUSHING, TORQUE BEAM, HARD RUBBER	111-0512B-000	4
26	0961573	BUSHING, TORQUE BEAM, SOFT RUBBER	111-3328B-000	4
27	1286806	HANGER & BEAM ASSY., LH	301-7249B-100	
28	1286798	HANGER & BEAM ASSY., RH	301-7249B-200	
29	2122216	END ASSY., SWAY BAR, LH		
30	2122208	END ASSY., SWAY BAR, RH		
31	2159879	BUSHING, SWAY BAR		
32	0803148	BOLT, HEX 1/2-13 X 1 3/4 GD. 8		
33	0803239	BOLT, HEX 1/2-13 X 1 1/2 GD. 8		
34	0850776	WASHER, FLAT 17/32 X 1 1/16		
35	0850800	NUT, HEX LOCKING 1/2-13 GD. 8		
NI	0871376	LEVELING VALVE		
NI	1028786	LINK ASSY., LEVELING VALVE		
NI	0961607	BRACKET, MOUNTING, LEVELING VALVE		

QUANTITY REQUIRED IS ONE UNLESS OTHERWISE SPECIFIED.

# SUSPENSION SYSTEM DRIVE AXLE

DR 8-1-85 BY JLR  
APP 8-1-85 BY DVB 8004368

FRONT  
© 1985 BLUE BIRD BODY COMPANY  
ALL RIGHTS RESERVED

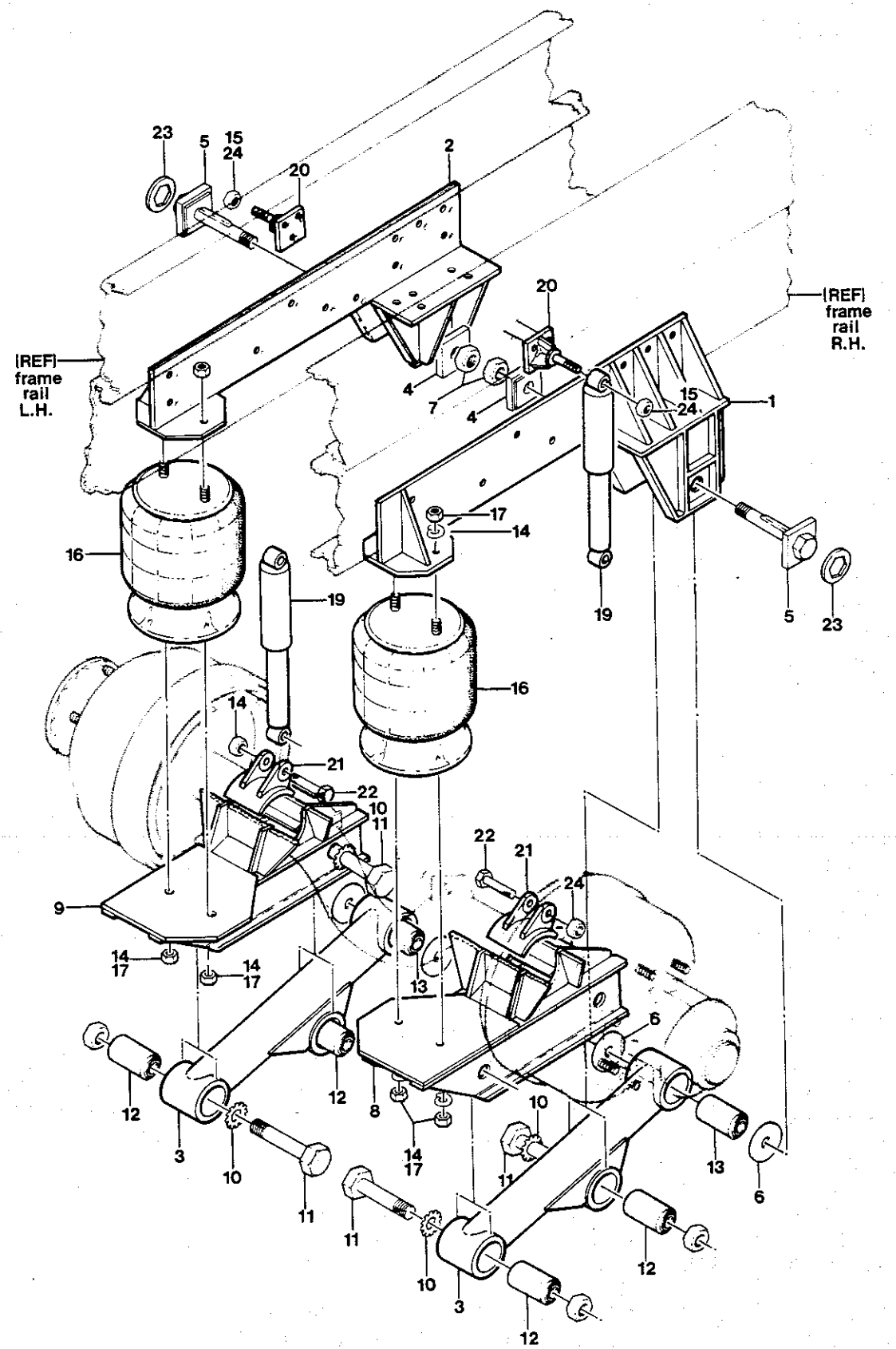


SUSPENSION SYSTEM  
DRIVE AXLE

KEY NO.	PART NO.	DESCRIPTION	VENDOR PART NO.	QTY REQ'D
1	1280007	HANGER & BEAM ASSY., RH		
2	1280015	HANGER & BEAM ASSY., LH		
3	0990085	HANGER RAIL ASSY., RH	310-6165C-100	
4	0976969	HANGER RAIL ASSY., LH	310-6165C-200	
5	1026368	TORQUE BEAM ASSY., UPPER	506-4035B-000	
6	0961821	TORQUE BEAM ASSY., LOWER	505-4033B-000	
7	0961839	CLAMPING PLATE ASSY	740-1494B-000	4
8	0961847	BOLT ASSY., ECCENTRIC	500-1458B-000	4
9	1243807	WASHER, BEARING SLEEVE	116-0519B-903	8
10	1077221	NUT, HEX, LOCKING, 1 1/4"-7	115-5648B-105	4
11	1089010	BEAM ASSY., RH	426-5763D-200	
12	1089028	BEAM ASSY., LH	426-5762D-100	
13	0961417	WASHER, LOCK, INT. TOOTH 1 1/2"	116-0673B-000	4
14	0961409	BOLT, HEX HEAD, 1 1/2"-6 X 7"	113-0670B-105	4
15	0961573	BUSHING, TORQUE BEAM, SOFT RUBBER	111-3328B-000	4
16	0961581	BUSHING, TORQUE BEAM, HARD RUBBER	111-0512B-000	4
17	2021939	WASHER, 2" O.D., SHOCK STUD	116-1677B-100	4
18	1105782	NUT, HEX, LOCK, 1"-8 NYLON INSERT	115-5939B-102	4
19	1279959	SPACER PLATE ASSY., RH	465-5703B-200	
20	1279967	SPACER PLATE ASSY., LH	465-5702B-100	
21	0961201	U-BOLT, 7/8"-14 X 14"	117-3532B-308	2
22	1087352	U-BOLT, 7/8"-14 X 14 1/2" X 5 1/8"	117-3532B-327	2
23	0961235	WASHER, FLAT, 7/8"	116-0868B-100	8
24	1095892	NUT, HEX HI-NUT, 7/8"-14, GD. 5	115-5876B-000	8
25	0961250	AIR SPRING	100-358-9039C	4
26	0961458	NUT, HEX, LOCKING, 1/2"-13	115-0555B-102	4
27	0985549	NUT, HEX, LOCKING, 3/4"-16, GD. 5	115-4700B-102	4
28	0961276	NUT, HEX, LOCKING, 3/4"-10	115-1384B-102	4
29	0961284	SHOCK ABSORBER	125-4025B-000	2
30	0614982	BUSHING, SHOCK ABSORBER	110-2608B-000	8
31	1085489	NUT, 1"-8, HEX, NYLON INSERT	115-1678B-105	2
32	1085380	BOLT, 1"-8 X 6", HEX, GD. 8	113-5711B-108	2
33	0961375	WASHER, ANTI-TURN	900-3092B-000	4
34	1245935	SWAY BAR ASSY.	503-7264B-306	
35	2159879	BUSHING ONLY, SWAY BAR END	S-5880-B	2
36	2122216	END ASSY., SWAY BAR, LH		
37	2122208	END ASSY., SWAY BAR, RH		
38	1279975	BRACKET, SWAY BAR MOUNT, FRAME	353-5704B-000	
39	1280023	BRACKET, SWAY BAR MOUNT, AXLE	462-5764B-000	
40	1280031	CHANNEL, CROSSBRACE	817-6105C-301	
NI	1101062	PLATE, ANTI-TURN	900-4565B-100	
42	0803239	BOLT, HEX 1/2-13 X 1 1/2, GD. 8		
43	0850776	WASHER, FLAT 17/32 X 1 1/16		
44	0850800	NUT, HEX LOCKING 1/2-13, GD. 8		
45	0803205	BOLT, HEX 1/2-13 X 2, GD. 8		
46	0803148	BOLT, HEX, 1/2-13 X 1 3/4, GD. 8		
NI	0871376	LEVELING VALVE		2
NI	1028778	LINK ASSY., LEVELING ADJ. VALVE		2
NI	0961607	BRACKET, MOUNTING, LEVELING VALVE		

QUANTITY REQUIRED IS ONE UNLESS OTHERWISE SPECIFIED.

SUSPENSION SYSTEM  
TAG AXLE





SUSPENSION SYSTEM  
TAG AXLE

KEY NO.	PART NO.	DESCRIPTION	VENDOR PART NO.	QTY REQ'D
1	0990572	HANGER RAIL ASSY., RH	303-4815C-200	
2	0990630	HANGER RAIL ASSY., LH	303-4814C-100	
3	0990580	TORQUE BEAM ASSY.	507-3464B-100	
4	0990598	CLAMPING PLATE ASSY.	501-0696B-000	2
5	0990606	BOLT ASSY., ECCENTRIC	500-0699B-000	2
6	0990614	WASHER, BEARING SLEEVE	116-0519B-302	4
7	1077221	NUT, HEX, LOCKING, 1 1/4"-7	115-5648B-105	2
8	0990622	BEAM ASSY., RH	401-4627D-200	
9	0990648	BEAM ASSY., LH	401-4626D-100	
10	0961417	WASHER, INT. TOOTH, LOCK, 1 1/2"	116-0673B-000	4
11	0961409	BOLT, HEX HEAD, 1 1/2"-6 X 7"	113-0670B-105	4
12	0961573	BUSHING, TORQUE BEAM, SOFT RUBBER	111-3328B-000	4
13	0961581	BUSHING, TORQUE BEAM, HARD RUBBER	111-0512B-000	2
14	0990655	WASHER, LOCK, 1/2"	116-0556B-100	6
15	0990663	WASHER, FLAT, 3/4"	116-0576B-100	2
16	0990671	AIR SPRING	100-358-9073C	2
17	0961441	NUT, HEX, 1/2"-20	115-4093B-102	6
18	0985549	NUT, HEX, LOCKING 3/4"-16, GD. 5	115-4700B-102	2
19	0990705	SHOCK ABSORBER	125-0789B-000	2
20	1280312	BRACKET, SHOCK, UPPER	350-4816B-001	2
21	1280320	BRACKET, SHOCK MOUNT, AXLE	467-4817B-000	2
22	0963322	BOLT, HEX, 3/4"-10 X 3 1/2", GD. 8	114-3077B-105	2
23	0961375	WASHER, ANTI-TURN	900-3092B-000	4
24	0933879	NUT, HEX, 3/4"-10, GD. 8	115-0605B-102	2

QUANTITY REQUIRED IS ONE UNLESS OTHERWISE SPECIFIED.



AIR LEVELING SYSTEM  
OPT. 5640-01

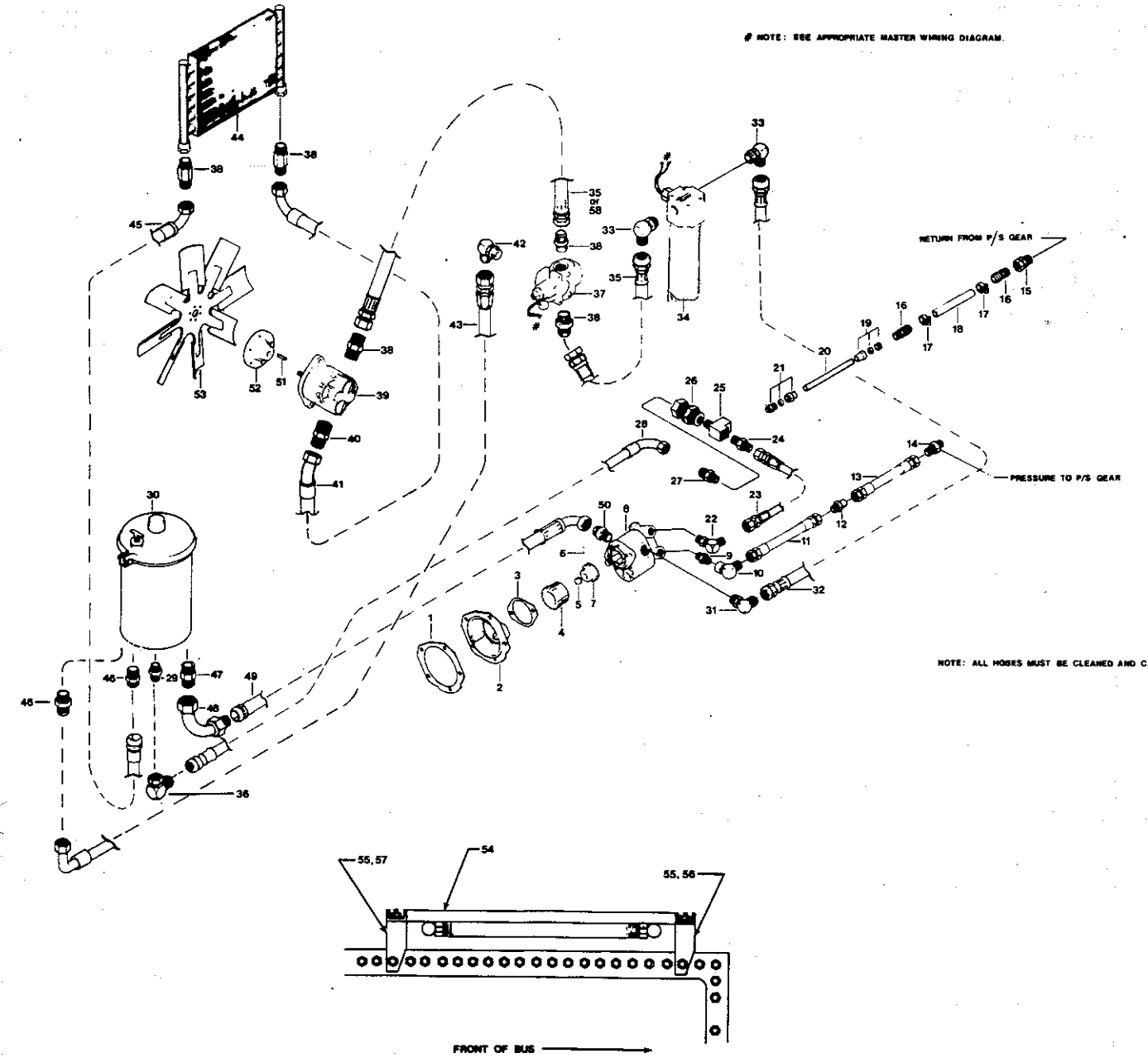
KEY NO.	PARTNO.	DESCRIPTION	QTY REQ'D
1	1255918	BRACKET ASSY., MERCURY SWITCH	
NI	1255405	SWITCH ASSY., MERCURY	
2	1255397	VALVE ASSY., SOLENOID, NORMALLY CLOSED	
3	1255389	VALVE ASSY., SOLENOID, NORMALLY CLOSED, 2 WAY	2
4	1256189	HARNESS, WIRING	
5	0982272	TEE, 1/8 MPT X 1/4 TUBE X 1/4 TUBE	2
6	2008050	BUSHING, BRASS, 1/8 X 1/4	2
7	2023935	ELBOW, 1/4 MPT X 1/4 TUBE	8
8	2008431	TUBING, COPPER, 1/4"	50'
NI	0871376	LEVELING VALVE	

QUANTITY REQUIRED IS ONE UNLESS OTHERWISE SPECIFIED.

HYDRAULIC SYSTEM  
8V92TA

bypass → GPM 4.5  
PSI 2000  
RPM Idle

NOTE: SEE APPROPRIATE MASTER WIRING DIAGRAM.



NOTE: ALL HOSES MUST BE CLEANED AND CAPPED

HYDRAULIC SYSTEM  
8V92TA

KEY NO.	PART NO.	DESCRIPTION	QTY REQ'D
1	0968404	GASKET, ADAPTER	
2	0991836	ADAPTER, POWER STEERING PUMP	
3	0991828	GASKET, HYD. PUMP	
NI	0668418	DISC DRIVE, POWER STEERING PUMP	
4	0968446	COUPLING, ACCESSORY DRIVE	
5	1141993	RETAINER, SPROCKET, HYDRAULIC PUMP	
6	0968453	PIN, ROLL	
7	1072966	GEAR, HYDRAULIC PUMP	
8	1168137	PUMP, 1.94	
NI	2158095	SEAL KIT, HYDRAULIC PUMP	
9	1166115	CONNECTOR, SAE 37 DEG. FLARE	
10	1198811	ELBOW, 90 DEG. FEMALE, SAE 37 DEG. FLARE	
11	1165059	HOSE ASSY., PRESSURE, 1/2 I.D.	
12	1200344	UNION, MALE, 37 DEG. FLARE	
13		HOSE ASSY., PRESSURE	
	1165075	233" W.B.	
	1165042	240" W.B.	
14	1166107	ELBOW, 90 DEG., SAE 37 DEG. FLARE	
15	0876649	ADAPTER, SWIVEL UNION	
16	1313840	INSERT, BARBED 5/8 I.D. HOSE X 3/8 PIPE	2
17	1025857	CLAMP, HOSE SIZE 8, LINED	2
18	1313774	HOSE, RETURN, POWER STEERING	72
19	1204395	CONNECTOR, 5/8 TUBE TO 3/8 FPT	
20		TUBE, 5/8 COPPER TUBING	
	2027407	233" W.B.	343"
	2027407	240" W.B.	364"
21	2023356	CONNECTOR, 1/2 MPT X 5/8 TUBE	
22	1169226	ADAPTER, 90 ADJUSTABLE ELBOW, 5/8 O-RING X 5/8 HOSE	
23	1169234	HOSE ASSY., 1/2 I.D.	
24	1169218	ADAPTER, 1/2 MPT X 5/8 HOSE, 37 DEG. FLARE	
25	0654350	TEE, STREET	
26	1153600	COUPLING, ANCHOR	
27	1169200	ADAPTER, 1/2 MPT X 3/4 HOSE	
28	1169242	HOSE ASSY., 5/8" I.D., (233 & 240" W.B.)	
29	0809608	CONNECTOR, TRAN COOLING	
30	1223957	RESERVOIR, 16 QUART, NELSON POSITIVE VENT	
NI	2138246	ELEMENT, HYD. RESERVOIR	3
NI@	2139459	BREATHER, CHROME, RESERVOIR	
NI	2139442	WING NUT, ELEMENT RETAINING	
NI	2139434	SPRING, ELEMENT RETAINING	
NI@	2139400	DIPSTICK, HYD. RESERVOIR	
NI	2139426	BRACKET, MOUNTING, RESERVOIR	
NI@	2139467	CLAMP, BAND, RESERVOIR COVER	
NI@	2138261	O-RING, RESERVOIR COVER	

QUANTITY REQUIRED IS ONE UNLESS OTHERWISE SPECIFIED.

HYDRAULIC SYSTEM  
8V92TA

KEY NO.	PART NO.	DESCRIPTION	QTY REQ'D
NI	2138824	COVER ASSY., HYD. RESERVOIR (INCLUDES ITEMS WITH @)	
31	0964908	ADAPTER, 37 DEG	
32	1270180	HOSE ASSY., 3/4 FEMALE SWIVEL TO 1" FEMALE SWIVEL	
33	1056076	ADAPTER, 37 DEG. STEEL FLARE	2
34	1219260	FILTER ASSY., HYDRAULIC FAN WITH ELECTRICAL INDICATOR	
NI	2122026	ELEMENT, HIGH PRESSURE FILTER	
NI	2137024	O-RING, BOWL, HIGH PRESSURE FILTER	
35	1271717	HOSE ASSY., 1" H/P (233" & 240" W.B.)	
36	1056118	ADAPTER, 90 DEG., SWIVEL ELBOW	
37	1238542	VALVE ASSY., RELIEF, WEBSTER	
NI	2136687	SEAL KIT, RELIEF VALVE	
38	1042878	ADAPTER, IMPERIAL EASTMAN	5
39	1260918	MOTOR, FAN, HYD., WEBSTER	
NI	2123099	SEAL KIT, HYDRAULIC MOTOR	
40	1073022	ADAPTER, 37 DEG. STEEL FLARE	
41	1271733	HOSE ASSY.	
42	1209949	ADAPTER ASSY., ELBOW HYDRAULIC	
43	1216126	HOSE ASSY., 42" LONG	
44	1263474	COOLER, HAYDEN, 18 X 24 WITH O-RINGS	
45	1271741	HOSE ASSY., (233" & 240" W.B.)	
46	1107697	ADAPTER, 37 DEG. STEEL FLARE	2
47	1128552	CONNECTOR, PIPE, 37 DEG. FLARE	
48	1151232	ADAPTER, 1 1/4 CURVED, 37 DEG.	
49	1133065	HOSE ASSY., OIL COOLER	
50	1248145	CONNECTOR, O-RING	
51		KEY, HUB, HYDRAULIC MOTOR, 3/16	
52	1205798	HUB, FAN, HYDRAULIC	
53	1168129	FAN ASSY., 38"	
54	1101344	CHANNEL ASSY., MOUNTING OIL COOLER	
55	1163385	BRACKET ASSY., MTG HYD. OIL COOLER, UPPER	
56	1168624	BRACKET, MOUNTING, OIL COOLER, LOWER, FRONT	
57	1216480	BRACKET, MOUNTING, OIL COOLER, LOWER, REAR	
58	1270156	HOSE ASSY., 1" H/P (233 & 240 W.B.)	
NI	1206127	KIT, TRANS., COOLER MOUNT	2
NI	1212133	NUT, 5/8-18, NYLOK, GD. 8, CAD. PLTD.	
NI	0870907	WASHER, FLAT, 5/8 HARDENED	
NI	1157056	DECAL, OIL, HYDRAULIC FAN DRIVE SYSTEM	
NI	1143973	PLUG, PIPE, 1"	
NI	1148998	SWITCH, TEMPERATURE CONTROL, 195 DEG.	

QUANTITY REQUIRED IS ONE UNLESS OTHERWISE SPECIFIED.

# Ordering Parts

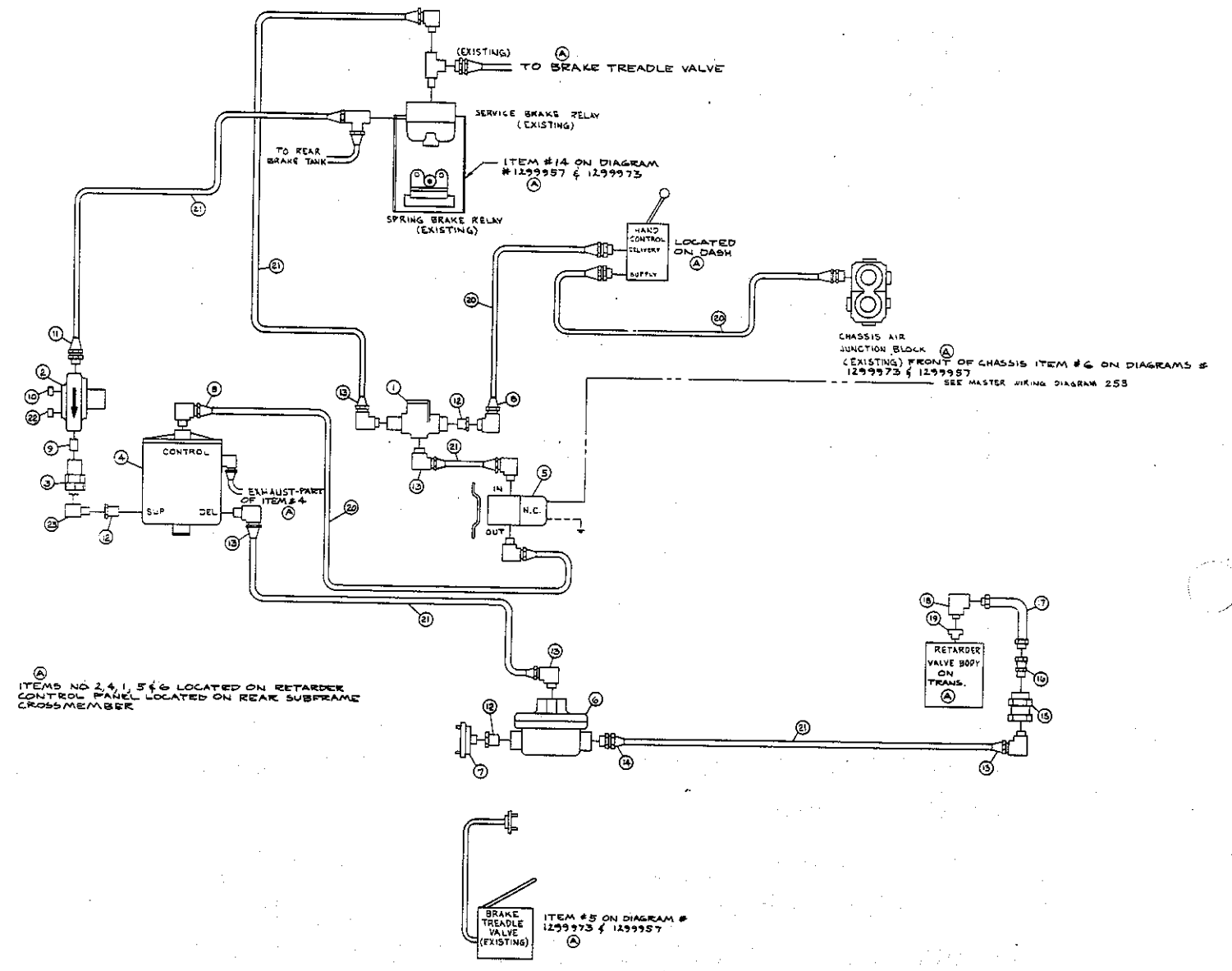
All parts should be ordered through your Blue Bird distributor.

This catalog includes most standard equipment and popular optional equipment. It is to be used as a **guide only** in ordering service parts due to **production changes** which occur throughout the year. When ordering indicate the quantity, part number and description. If you are unable to locate a part number, give your distributor a detailed description of the part.

**Important:** Always specify the **body number** when ordering parts. Your distributor will verify the correct part number for your particular body number. The body number is on the data plate which is located inside of the body immediately above the right hand windshield. A picture of the data plate appears on the inside front cover of this catalog.

When ordering parts for a major wreck, it is a good idea to include photographs with your order. This will help to fill your order correctly.

# RETARDER CONTROLS



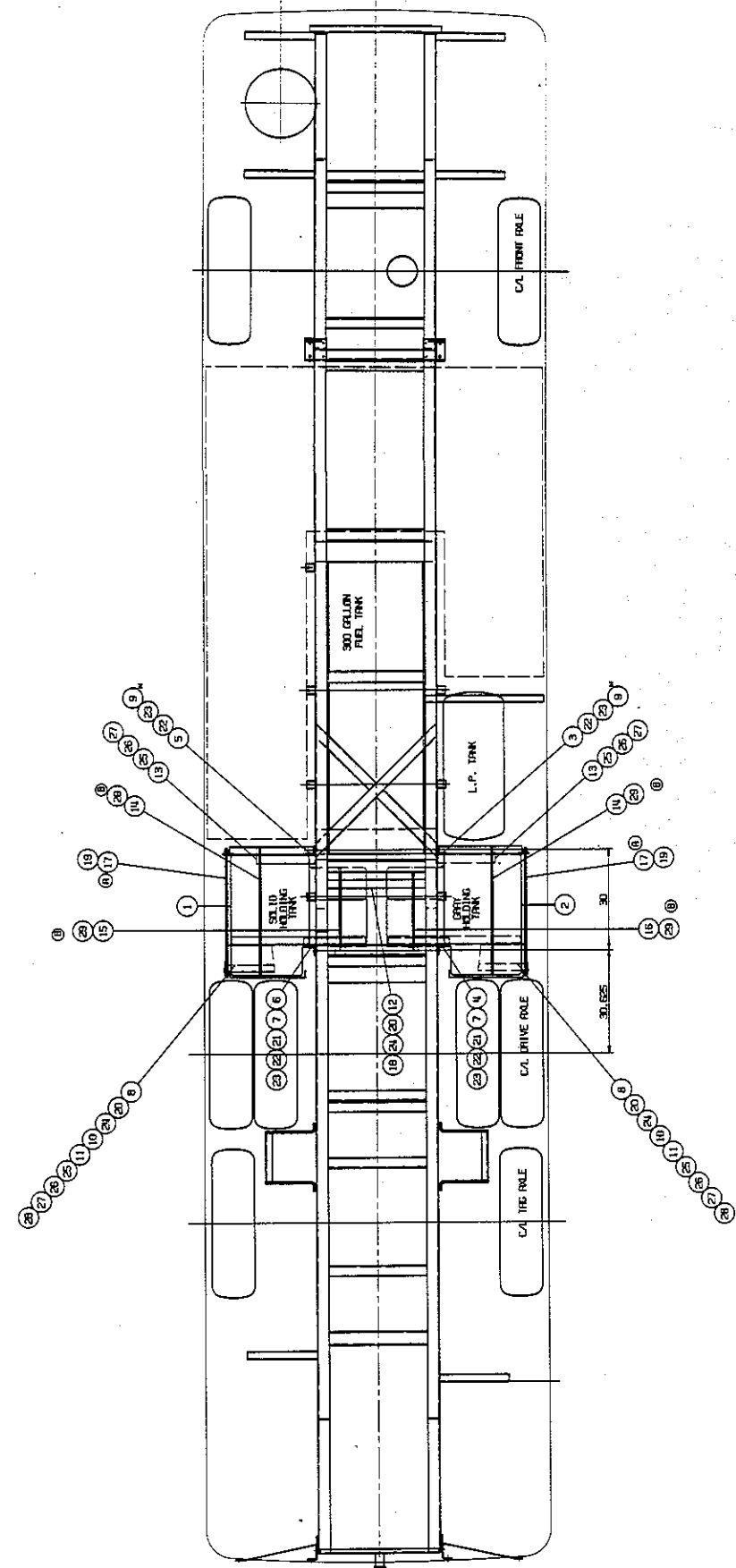


RETARDER CONTROLS

KEY NO.	PART NO.	DESCRIPTION	QTY REQ'D
1	0654434	VALVE, DOUBLE CHECK, 3/8 PIPE	
2	0522508	VALVE, PRESSURE PROTECTION	
3	0962183	FILTER, AIR , RIDEWELL SUSPENSION	
4	1167725	VALVE, PROPORTIONING, RETARDER	
5	1251925	VALVE ASSY., SOLENOID, N.C.	
6	1160464	VALVE QUICK RELEASE	
7	0998740	SWITCH, STOP LIGHT	
8	2023935	ELBOW, 1/4 MPT X 1/4 TUBE	2
9	2027183	NIPPLE, 3326 X 4, 1/4 CLOSE	
10	0992297	PLUG, PIPE, 1/4 HEX	
11	2023182	CONNECTOR, 1/4 MPT X 3/8 TUBE	
12	2027134	BUSHING, PIPE, 3/8 X 1/4	3
13	2023265	ELBOW, 3/8 MPT X 3/8 TUBE	5
14	2023240	CONNECTOR, 3/8 MPT X 3/8 TUBE	
15	0758698	COUPLING, ANCHOR	
16	2028124	ADAPTER, HOSE	
17	0870329	HOSE ASSY.	
18	2027241	ELBOW, 3400 X 6, 3/8 STREET	
19	0766188	ADAPTER, 3/8 FPT X 1/4 MPT	
20	2008431	TUBING, COPPER, 1/4	
21	2027381	TUBING, 3/8 COPPER, 1/4 TYPE L, WATER TUBE	
NI	1167733	BRACKET, MOUNTING, RETARDER CONTROLS	
22	0992305	PLUG, PIPE, 1/8 HEX	
23	2027233	ELBOW, 1/4 STREET, PT	

QUANTITY REQUIRED IS ONE UNLESS OTHERWISE SPECIFIED.

HOLDING TANK

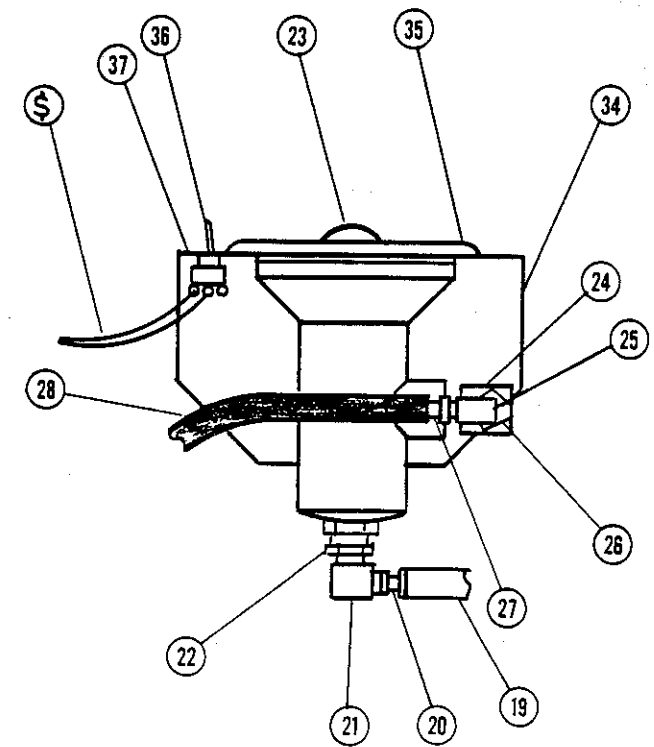
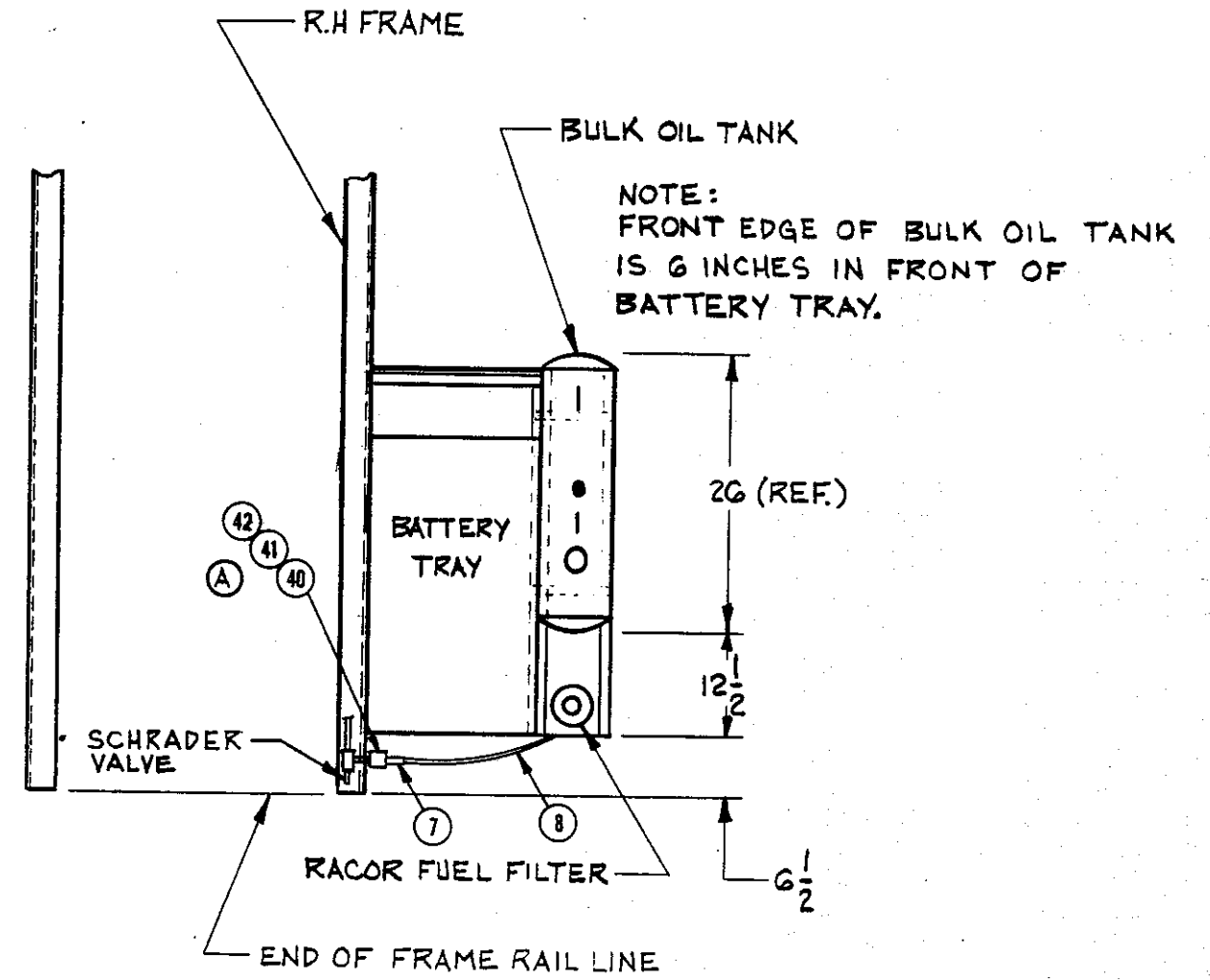


HOLDING TANK

KEY NO.	PART NO.	DESCRIPTION	QTY REQ'D
1	1296474	TANK ASSY., WASTE HOLDING, SOLID, L.H.	
2	1296458	TANK ASSY., WASTE HOLDING, GRAY, R.H.	
3	1281096	BRACKET ASSY., HOLDING TANK, RIGHT FRONT	
4	1281104	BRACKET ASSY., HOLDING TANK, RIGHT REAR	
5	1281112	BRACKET ASSY., HOLDING TANK, LEFT FRONT	
6	1281120	BRACKET ASSY., HOLDING TANK, LEFT REAR	
7	1283795	SPACER, HOLDING TANK BRACKET, REAR	2
8	1282896	BRACKET, RETAINER HOLDING TANK	2
9	1283803	SPACER ASSY., HOLDING TANK, FRONT	2
10	1281211	ANGLE, LONG SUPPORT, REAR	2
11	1281146	ANGLE, SUPPORT, REAR	2
12	125516	BRACKET ASSY., STRAP SUPPORT, HOLDING TANKS, 10 1/8 FRAME	
13	1281161	PLATE ASSY., HOLDING TANK, FRONT	2
14	1287994	STRAP ASSY., HOLDING TANK, OUTSIDE	12
15	1288018	STRAP ASSY., HOLDING TANK, L.H., INSIDE	
16	1288034	STRAP ASSY., HOLDING TANK, INSIDE, R.H.	
17	1296508	STRAP ASSY., RETAINER HOLDING TANK	2
18	2028579	LOCKWASHER, 3/8" MEDIUM SPRING	2
19	2001485	NUT, HEX, 1/2-20, NC	8
20	2001451	NUT, HEX, 3/8-16, CAD.	10
21	2000347	CAPSCREW, HEX HEAD, 5/8-11 X 2 1/2	4
22	2001220	LOCKWASHER, 5/8"	10
23	2001493	NUT, 5/8-11, NC	10
24	0882803	CAPSCREW, HEX HEAD, 3/8-16 X 1 CAD.	10
25	2001477	NUT, HEX, 1/2-13, NC	16
26	2000321	CAPSCREW, HEX HEAD, 1/2-13 X 1 1/2	16
27	2001212	LOCKWASHER, 1/2"	16
28	1293638	SHIELD, HOLDING TANKS	2
29	0839027	NUT, HEX, 3/8-16, GR. 8	8

QUANTITY REQUIRED IS ONE UNLESS OTHERWISE SPECIFIED.

BULK OIL FILL  
(1 OF 2)



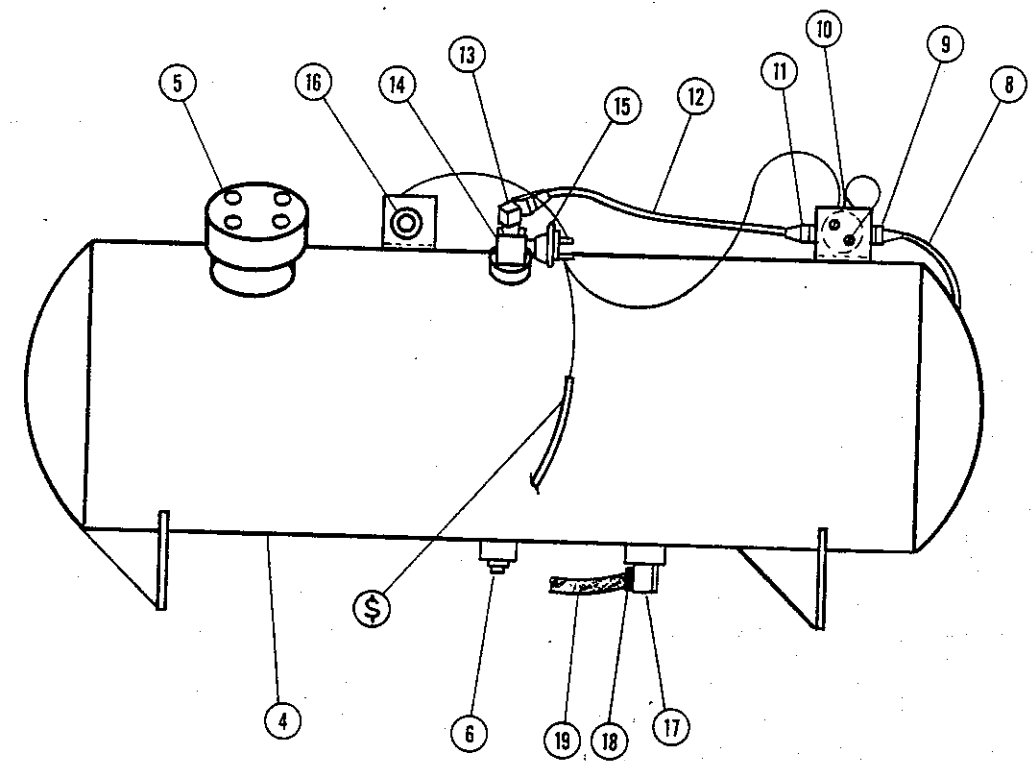
OIL FLOW METER & MOUNTING BRACKET

BULK OIL FILL  
(1 OF 2)

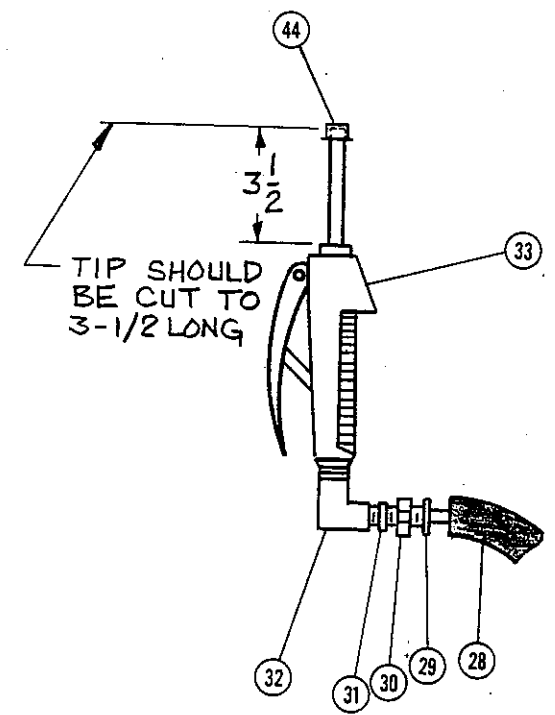
KEY NO.	PART NO.	DESCRIPTION	QTY REQ'D
7	2023224	CONNECTOR, 1/4" MPT X 1/4 TUBE	
8	2008431	TUBING, COPPER, 1/4	
NI	1206622	ANGLE BRACE BULK OIL TANK FRONT	
NI	1206598	ANGLE SUPPORT BULK OIL TANK FRONT	
NI	1206630	BRACKET ASSY., BULK OIL TANK SUPPORT	
19	1313758	HOSE, RUBBER, 3/8 ID., PUSH ON	
20	1313808	COUPLING, INVERTED FLARE, 3/8 MALE SWIVEL	
21	2026987	ELBOW, 1/4 MPT X 3/8 I.F.	
22	2027159	BUSHING, PIPE 1/2 X 1/4	
23	1038637	METER, OIL FLOW	
24	2008274	ELBOW, 90 DEG. STREET	
25	2027159	BUSHING, PIPE 1/2 X 1/4	
26	2026987	ELBOW, 1/4 MPT X 3/8 I.F.	
27	1313808	COUPLING, INVERTED FLARE, 3/8 MALE SWIVEL	
28	1313758	HOSE, RUBBER, 3/8 I.D., PUSH ON	
34	1031343	BRACKET, OIL METER, BULK FILL, ENGINE	
35	2027522	CLAMP, L6, 3/8", ONE HOLE STEEL	2
36	0416628	SWITCH, TOGGLE, DP DT, ON OFF	
37	1073402	FACEPLATE, SWITCH, TOGGLE, ON-OFF	
NI	2021541	CLAMP, INSULATED HOSE	6
40	2027183	NIPPLE, 1/4, CLOSE	
41	2027118	PLUG, PIPE, 1/8	
42	0522508	VALVE, PRESSURE PROTECTION	
NI	2027498	CLAMP, HOSE, NYLON	3

QUANTITY REQUIRED IS ONE UNLESS OTHERWISE SPECIFIED.

BULK OIL FILL  
(2 OF 2)



BULK OIL TANK




OIL CONTROL VALVE

BULK OIL FILL  
(2 OF 2)

KEY NO.	PART NO.	DESCRIPTION	QTY REQ'D
NI	1206622	ANGLE BRACE BULK OIL TANK FRONT	
NI	1206598	ANGLE SUPPORT BULK OIL TANK FRONT	
NI	1206630	BRACKET ASSY., BULK OIL TANK SUPPORT	
4	1373810	TANK ASSY., RESERVOIR BULK OIL	
5	1053461	CAP ASSY., BULK OIL FILL, NON-VENTED, NON-FUSED	
6	0663427	PLUG, 1/2 SQ. HD. PIPE 3151 X 8	
8	2008431	TUBING, COPPER, 1/4	
9	2023224	CONNECTOR, 1/4 MPT X 1/4 TUBE	
10	1124551	VALVE, SOLENOID, NC.	
11	2023224	CONNECTOR, 1/4 MPT X 1/4 TUBE	
12	2008431	TUBING, COPPER, 1/4	
13	2023935	ELBOW, 1/4 MPT X 1/4 TUBE	
14	0654277	TEE, STREET, 1/4 PIPE	
15	0998740	SWITCH, STOP LIGHT	
16	2006807	LIGHT, PILOT, 17/32 DIA., RED LENS	
17	0670901	ELBOW, 3/8 TUBE X 3/8 MALE PIPE	
18	1313808	COUPLING, INVERTED FLARE, 3/8 MALE SWIVEL	
19	1313758	HOSE, RUBBER, 3/8 ID., PUSH ON	
28	1313758	HOSE, RUBBER, 3/8 I.D., PUSH ON	
29	0659086	COUPLING, INVERTED FLARE, 3/8 MALE SWIVEL	
30	2026870	CONNECTOR, 1/4 MPT X 3/8 I.F.	
31	2027159	BUSHING, PIPE 1/2 X 1/4	
32	1055441	ELBOW, PIPE 1/2 X 90 DEG.	
33	1038645	VALVE, CONTROL OIL	
44	3823614	CAP, 1/4 PIPE THREAD	

QUANTITY REQUIRED IS ONE UNLESS OTHERWISE SPECIFIED.





REF	DESCRIPTION	FROM	TO	IND	COLOR
1	RETARDER	IP01	- 1 IS6	- 2	1 YEL
2	TRANS TEST	IP01	- 2 IS5	- 2	2 YEL
3	STOP ENG OVERRIDE	IP01	- 3 IS8	- 2	3 YEL
4	CHECK ENGINE	IP01	- 4 IS3	- 2	4 YEL
5	CRUISE ENABLE LT	IP01	- 5 IS6	- C	5 YEL
6	STOP ENGINE LT	IP01	- 6 IS4	- 2	6 YEL
7	CRUISE RESUME OFF	IP01	- 7 IS12	- 1	7 YEL
8	CRUISE RESUME ON	IP01	- 8 IS12	- 3	8 YEL
9	CRUISE SET OFF	IP01	- 9 IS11	- 1	9 YEL
10	CRUISE SET ON	IP01	-10 IS11	- 3	10 YEL
11	CRUISE ENABLE	IP01	-11 IS11	- 2	11 YEL
12	CRUISE ENABLE	IP01	-11 IS12	- 2	11 YEL
13	CRUISE ENABLE SW	IP01	-11 IS13	- 2	11 YEL
14	ENGINE TEST SW	IP01	-12 IS7	- 2	12 YEL
15	SPARE	IP01	-13 INC	-	13 YEL
16	IGNITION	IP01	-14 IS3	- 1	14 YEL
17	IGNITION	IP01	-14 IS4	- 1	14 YEL
18	IGNITION	IP01	-14 IS6	- A	14 YEL
19	IGNITION	IP01	-14 IS7	- A	14 YEL
20	IGNITION	IP01	-14 IS6	- 3	14 YEL
21	RETARDER DN LT	IP01	-15 IS2	- A	15 YEL
22	SPARE	IP01	-16 INC	-	16 YEL
23	IHI IDLE	IP01	-17 IS9	- 2	17 YEL
24	IHI IDLE	IP01	-18 IS9	- 1	18 YEL
25	SPARE	IP01	-19 INC	-	19 YEL
26	SPARE	IP01	-20 INC	-	20 YEL
27	SPARE	IP01	-21 INC	-	21 YEL
28	SPARE	IP01	-22 INC	-	22 YEL
29	SPARE	IP01	-23 INC	-	23 YEL
30	SPARE	IP01	-24 INC	-	24 YEL
31	FLUOR, PILOT	IP02	- 1 IS4	- 2	1 GRN
32	MARKER LIGHTS	IP02	- 2 IS15	- 2	2 GRN
33	DRIVING LIGHTS	IP02	- 3 IS14	- 2	3 GRN
34	FLUOR, PILOT	IP02	- 4 IS4	- 1	4 GRN
35	DRIVING LIGHTS	IP02	- 5 IS7	- C	5 GRN
36	DRIVING LIGHTS	IP02	- 5 IS14	- 1	5 GRN
37	MARKER LIGHTS	IP02	- 6 IS8	- A	6 GRN
38	MARKER LIGHTS	IP02	- 6 IS15	- 1	6 GRN
39	A/C-HEAT CTR	IP02	- 7 IS2	- 2	7 GRN
40	A/C-HEAT FRT	IP02	- 8 IS3	- 2	8 GRN
41	A/C-HEAT REAR	IP02	- 9 IS1	- 2	9 GRN
42	SPARE	IP02	-10 INC	-	10 GRN
43	SPARE	IP02	-11 INC	-	11 GRN
44	SPARE	IP02	-12 INC	-	12 GRN
45	SPARE	IP02	-13 INC	-	13 GRN
46	GROUND	IP02	-14 IS2	- C	14 GRN
47	GROUND	IP02	-14 IS1	- 1	14 GRN
48	GROUND	IP02	-14 IS2	- 1	14 GRN
49	GROUND	IP02	-14 IS3	- 1	14 GRN
50	GROUND	IP02	-14 IS1	- C	14 GRN
51	GROUND	IP02	-14 IS5	- 1	14 GRN
52	GROUND	IP02	-15 IS8	- C	15 GRN
53	GROUND	IP02	-15 IS13	- 1	15 GRN
54	GROUND	IP02	-15 IS7	- 1	15 GRN
55	GROUND	IP02	-15 IS8	- 1	15 GRN

CONFIDENTIAL

THE INFORMATION HEREON IS CONFIDENTIAL BUSINESS INFORMATION AND IS NOT TO BE USED FOR ANY PURPOSE UNLESS SO INDICATED PREVIOUSLY GRANTED IN WRITING BY BLUE BIRD BODY COMPANY.

© 1987 BLUE BIRD BODY COMPANY  
ALL RIGHTS RESERVED

NOV 30 1988

FINISH		COLOR OR TYPE		LET.	WAS	REVISIONS			DR	APP.	CK.	CCN.	DATE	RE
RAW	<input type="checkbox"/>	PAINT	<input type="checkbox"/>	RELEASED	CCN.	Blue Bird Wanderlodge			SCALE					
PRIME	<input type="checkbox"/>	PLATING	<input type="checkbox"/>		8425	FORT. VALLEY, GEORGIA U.S.A.			∞					
	<input type="checkbox"/>	OTHER	<input type="checkbox"/>	WIRE LIST, DASH PANEL, SHIFTER										
TOLERANCE ON ALL DIMENSIONS IS, PLUS														
<input type="checkbox"/>	OR MINUS		<input type="checkbox"/>	UNLESS OTHERWISE SPECIFIED										
INACTIVATES NOS.		1985 WLWR												
REPLACED BY NOS.		DR. 11-1-87 BY J. MEYER			SIZE		1 OF 2							
		APP. 6-27-88 BY C. HALLAN			A		3890100							
		CK. 7-12-88 BY HAW												

BRUNING, 40-5000 09712



REF	DESCRIPTION	FROM	TO	QTY	COLOR
56	TEL PANEL	P02 -16	TEL -16	16	GRN
57	TEL PANEL	P02 -17	TEL -17	17	GRN
58	SPARE	P02 -18		18	GRN
59	SPARE	P02 -19		19	GRN
60	SPARE	P02 -20		20	GRN
61	SPARE	P02 -21		21	GRN
62	SPARE	P02 -22		22	GRN

**CONFIDENTIAL**

THE INFORMATION HEREON IS CONFIDENTIAL BUSI-  
NESS INFORMATION AND MAY NOT BE USED FOR ANY  
PURPOSE UNLESS SO AUTHORIZED EXPRESSLY GRANTED  
IN WRITING BY BLUE BIRD BODY COMPANY.

© 1987 BLUE BIRD BODY COMPANY  
ALL RIGHTS RESERVED

NOV 30 1988

<b>FINISH</b> PAINT <input type="checkbox"/> RAW <input type="checkbox"/> PLATING <input type="checkbox"/> PRIME <input type="checkbox"/> OTHER <input type="checkbox"/>		<b>COLOR OR TYPE</b> _____ _____ _____		LET. _____ WAS _____	REVISIONS _____ DR APP CK. _____	CCN. _____ DATE _____ REL _____
TOLERANCE ON ALL DIMENSIONS IS, PLUS <input type="checkbox"/> OR MINUS <input type="checkbox"/> UNLESS OTHERWISE SPECIFIED		RELEASED <input type="checkbox"/> CCN. <b>8425</b> <b>Blue Bird Wanderlodge</b> FORT VALLEY, GEORGIA U.S.A.		SCALE <b>5</b>		
INACTIVATED NOS. _____		DR. 11-1-87 BY J. MEYER APP. 6-27-88 BY C. Housen CK. 7-12-88 BY AMW		SIZE <b>A</b> <b>3890100</b>		
REPLACED BY NOS. _____		1988 WLWB 2 OF 2		WIRE LIST, DASH PANEL, SHIFTER		



REF	DESCRIPTION	FROM	TO	INC	COLOR	
1	DOOR LOCK SW	IP01	-1	IS4	-1	1 GRN
2	DOOR LOCK SW	IP01	-2	IS4	-3	2 GRN
3	DOOR LOCK LT SW	IP01	-3	IDS1	-C	3 GRN
4	DOOR LOCK LT PWR	IP01	-4	IDS1	-A	4 GRN
5	DOOR LOCK PWR	IP01	-5	IS4	-2	5 GRN
6	RECEPT 12V PWR	IP01	-6	ICL	-(+)	6 GRN
7	ISPARE	IP01	-7	INC	-	7 GRN
8	ISPARE	IP01	-8	INC	-	8 GRN
9	TEL PANEL	IP01	-9	TEL	-1	9 GRN
10	TEL PANEL	IP01	-10	TEL	-2	10 GRN
11	AIR VENT RH	IP01	-11	IS1	-2	11 GRN
12	AIR VENT LH	IP01	-12	IS2	-2	12 GRN
13	GROUND	IP01	-13	IS1	-1	13 GRN
14	GROUND	IP01	-13	IS2	-1	13 GRN
15	RECEPT 12V GND	IP01	-14	ICL	-(-)	14 GRN
16	COLD START PWR	IP01	-15	IS3	-2	15 GRN
17	COLD START	IP01	-16	IS3	-1	16 GRN
18	ISPARE	IP01	-17	INC	-	17 GRN
19	ISPARE	IP01	-18	INC	-	18 GRN
20	ISPARE	IP01	-19	INC	-	19 GRN
21	ISPARE	IP01	-20	INC	-	20 GRN
22	ISPARE	IP01	-21	INC	-	21 GRN
23	ISPARE	IP01	-22	INC	-	22 GRN

CONFIDENTIAL  
 THE INFORMATION HEREON IS CONFIDENTIAL BUSINESS INFORMATION AND MAY NOT BE USED FOR ANY PURPOSES WITHOUT THE WRITTEN PERMISSION GRANTED IN WRITING BY BLUE BIRD BODY COMPANY.  
 © 1987 BLUE BIRD BODY COMPANY  
 ALL RIGHTS RESERVED

NOV 30 1988

FINISH		COLOR OR TYPE		LET.	WAS	REVISIONS			DR	APP	CK	CCN.	DATE	REL
RAW	<input type="checkbox"/>	PAINT	<input type="checkbox"/>	RELEASED	CCN.	Blue Bird Wanderlodge			SCALE		C			
PRIME	<input type="checkbox"/>	PLATING	<input type="checkbox"/>	8425		FORT VALLEY, GEORGIA U.S.A.								
TOLERANCE ON ALL DIMENSIONS IS, PLUS		WIRE LIST, DASH PANEL, RH UPPER												
<input type="checkbox"/>	OR MINUS	<input type="checkbox"/>	UNLESS OTHERWISE SPECIFIED	1988 WLWB										
INACTIVATES NOS.	DR. 11-1-87 BY J. MEYER		SIZE	3890118										
REPLACED BY NOS.	App. 6-27-88 BY C. LACUAN		A											
	CK. 7-12-88 BY AMW													



REF	DESCRIPTION	FROM	TO	INO	COLOR
1	ACCESSORY	IP01	- 1	ISI	-ACCT 1 YEL
2	IGNITION	IP01	- 2	ISI	-IGNI 2 YEL
3	BATTERY	IP01	- 3	ISI	-BAT 3 YEL
4	SPARE	IP01	- 4	INC	- 4 YEL
5	START	IP02	- 1	ISI	-ST 1 IORN
6	TEL PANEL	IP02	- 2	TEL	- 2 IORN
7	TEL PANEL	IP02	- 3	TEL	- 3 IORN
8	SPARE	IP02	- 4	INC	- 4 IORN
9	SPARE	IP02	- 5	INC	- 5 IORN
10	SPARE	IP02	- 6	INC	- 6 IORN
11	SPARE	IP02	- 7	INC	- 7 IORN
12	SPARE	IP02	- 8	INC	- 8 IORN
13	SPARE	IP02	- 9	INC	- 9 IORN

**CONFIDENTIAL**

THE INFORMATION CONTAINED HEREIN IS CONFIDENTIAL BUSINESS INFORMATION AND IS NOT TO BE USED FOR ANY PURPOSES OTHER THAN THAT EXPRESSLY GRANTED IN WRITING BY THE MANUFACTURING COMPANY.

THE MANUFACTURING COMPANY  
ALL RIGHTS RESERVED

NOV 30 1988

<b>FINISH</b> PAINT <input type="checkbox"/> RAW <input type="checkbox"/> PLATING <input type="checkbox"/> PRIME <input type="checkbox"/> OTHER <input type="checkbox"/>	<b>COLOR OR TYPE</b> _____ _____ _____	LET.	WAS	REVISIONS			DR	APP.	CK.	CCN.	DATE	REL
		RELEASED	CCN.	<b>Blue Bird Wanderlodge</b>		SCALE						
		8425		FORT VALLEY, GEORGIA U.S.A.		X						
TOLERANCE ON ALL DIMENSIONS IS, PLUS		WIRE LIST, DASH PANEL, RH LOWER										
<input type="checkbox"/> OR MINUS <input type="checkbox"/> UNLESS OTHERWISE SPECIFIED												
INACTIVATES NOS.		DR. 11-1-87 BY J. MEYER		SIZE	1988 WLWB							
REPLACED BY NOS.		App. 6-27-88 BY C. Hallam		A	3890126							
		CK. BY										





REF	DESCRIPTION	FROM	TO	QTY	COLOR	REMARKS
1	INVERTER RELAY	INV. RED*	IP1-1	1	WHT	*BRK 16GA
2	INVERTER RELAY	INV. RED*	IP1-2	2	WHT	RED/INV HAR
3	PRIVACY SW.	IS1-1	IP1-3	3	WHT	
4	PRIVACY SW.	IS1-2	IP1-4	4	WHT	


**CONFIDENTIAL**

THE INFORMATION HEREIN IS CONFIDENTIAL BUSINESS INFORMATION AND IS NOT TO BE RELEASED FOR ANY PURPOSES UNLESS AUTHORIZED BY THE COMPANY GRANTED BY WRITING BY THE COMPANY.

THE BLUE BIRD COMPANY  
ALL RIGHTS RESERVED

NOV 30 1988


<b>FINISH</b> PAINT <input type="checkbox"/> RAW <input type="checkbox"/> PLATING <input type="checkbox"/> PRIME <input type="checkbox"/> OTHER <input type="checkbox"/>		<b>COLOR OR TYPE</b> _____ _____ _____		LET. _____ WAS _____	REVISIONS DR. ARP. CK. CEN.	DATE _____ REL _____
TOLERANCE ON ALL DIMENSIONS IS, PLUS <input type="checkbox"/> MINUS <input type="checkbox"/> UNLESS OTHERWISE SPECIFIED		RELEASED CEN. 8425	<b>Blue Bird Wanderlodge</b> FORT VALLEY, GEORGIA U.S.A.		SCALE <i>CS</i>	
INACTIVATES NOS. _____		WIRE LIST, DASH PANEL, LH AUXILIARY				
REPLACED BY NOS. _____		1988 WLWB				
DR. 11-1-87 BY J. MEYER App. 6-27-88 BY C. HANSEN CK. 7-12-88 BY H.P.D.		SIZE <b>A</b>	3890142			



REF	DESCRIPTION	FROM	TO	NO.	COLOR	REMARKS
1	REAR VIEW CAMERA	IP01 - 1	ISI - 1	1	YEL	
2	REAR VIEW MONITOR	IP01 - 1	INV. IN. POS.	1	YEL	
3	REAR VIEW PWR.	IP01 - 4	ISI - 2	4	YEL	
4	HEAT MODULATOR SW	IP01 - 5	RED (POS)	5	YEL	
5	GROUND (REAR VIEW)	IP01 - 6	INV. OUT NEG	6	YEL	
6	IGND. (HEAT MODULATOR)	IP01 - 6	BRN (NEG)	6	YEL	
7	IGND. RH AUX PANEL LT	IP01 - 6	LBST	6	YEL	
8	FRONT HEAT PUMP PWR.	IP01 - 7	RED (POS)	7	YEL	
9	HEAT MODULATOR	IP01 - 8	RED*	8	YEL	*5 WIRE HAR
10	HEAT MODULATOR	IP01 - 9	BLU*	9	YEL	*5 WIRE HAR
11	HEAT MODULATOR	IP01 - 10	YEL*	10	YEL	*5 WIRE HAR
12	HEAT MODULATOR	IP01 - 11	GRN*	11	YEL	*5 WIRE HAR
13	HEAT MODULATOR	IP01 - 12	WHT*	12	YEL	*5 WIRE HAR
14	RH AUX PANEL LT PWR	IP01 - 13	LBST	13	YEL	

**CONFIDENTIAL**

THE INFORMATION CONTAINED HEREIN IS UNCLASSIFIED EXCEPT WHERE SHOWN OTHERWISE. IT IS BEING RELEASED FOR YOUR INFORMATION ONLY. IT IS NOT TO BE DISTRIBUTED OUTSIDE YOUR AGENCY.


**BOEING COMPANY**  
 ALL RIGHTS RESERVED

NOV 30 1988

<b>FINISH</b> PAINT <input type="checkbox"/> RAW <input type="checkbox"/> PRIME <input type="checkbox"/>		<b>COLOR OR TYPE</b> PLATING <input type="checkbox"/> OTHER <input type="checkbox"/>		LET. _____ WAS _____	REVISIONS _____ DR APP. CK. _____	CCN. _____ DATE _____	REL _____ SCALE _____		
TOLERANCE ON ALL DIMENSIONS IS, PLUS <input type="checkbox"/> JR MINUS <input type="checkbox"/> UNLESS OTHERWISE SPECIFIED				RELEASED <input type="checkbox"/> CCN. <b>8425</b> <b>Blue Bird Wanderlodge</b> FORT VALLEY, GEORGIA U.S.A.				<b>WIRE LIST, DASH PANEL, RH AUXILIARY</b>	
INACTIVATES NOS. _____		DR. 11-1-87 BY J. MEYER App. 6-27-88 BY C. HALLAM CK. BY _____		SIZE <b>A</b>		<b>1988 W</b> <b>38901P</b>			

ALWB  
34

REF	DESCRIPTION	FROM	TO	INO	COLOR		
1	IATEC DIMMER	IP01	- 1	R2	- 1	1	GRN
2	ITACH SENSE	IP01	- 3	IM1	- 8	3	GRN
3	IHAZARD LTS	IP01	- 5	IS18	- 2	5	GRN
4	IRH DIR	IP01	- 6	DS15	- 2	6	GRN
5	IHEADLIGHTS	IP01	- 7	IS23	- 3	7	GRN
6	IAIR LEVELING	IP01	- 8	DS3	- A	8	GRN
7	IAIR LEVELING	IP01	- 8	IS9	- 1	8	GRN
8	IPARKING LTS	IP01	- 9	IS23	- 5	9	GRN
9	IPARKING LTS	IP01	- 9	R2	- 2	9	GRN
10	IPARKING LTS	IP01	- 9	R1	- 2	9	GRN
11	IHEADLIGHT PWR	IP01	-10	IS23	- 4	10	GRN
12	IHI-BEAM INDICATOR	IP01	-11	DS7	- 2	11	GRN
13	IRIDE LEVELING	IP01	-12	IS9	- 3	12	GRN
14	IHAZARD LT PWR	IP01	-13	IS18	- 1	13	GRN
15	IPARKING LT PWR	IP01	-13	IS23	- 1	13	GRN
16	ILH DIR	IP01	-14	DS16	- 2	14	GRN
17	IWATER IN FUEL	IP01	-15	DS10	- 2	15	GRN
18	IFAN OVERRIDE	IP01	-16	IS2	- 3	16	GRN
19	IPYROMETER YEL	IP01	-17	M4	- (+)	17	GRN
20	IPYROMETER RED	IP01	-18	M4	- (-)	18	GRN
21	ISPARE	IP01	-19	INC	-	19	GRN
22	ISPEEDO SENSE	IP01	-20	IM2	- 5	20	GRN
23	IRETARD TEMP SENSE	IP01	-21	IM5	- 6	21	GRN
24	ISPEEDO GROUND	IP01	-22	IM2	- 8	22	GRN
25	ITRANS TEMP SENSE	IP01	-24	IM6	- 6	24	GRN
26	IEL INVERT. PWR	IP02	- 1	IR1	- 3	1	BLK
27	IEL PANEL	IP02	- 2	IEL	- 1	2	BLK
28	IEL PANEL	IP02	- 3	IEL	- 2	3	BLK
29	IDASH IGNITION	IP02	- 4	IM2	- 1	4	BLK
30	IDASH IGNITION	IP02	- 4	IM5	- 1	4	BLK
31	IDASH IGNITION	IP02	- 4	DS13	- 1	4	BLK
32	IDASH IGNITION	IP02	- 4	DS1	- A	4	BLK
33	IDASH IGNITION	IP02	- 4	IM1	- 1	4	BLK
34	IDASH IGNITION	IP02	- 4	IM6	- 1	4	BLK
35	IDEFROST HI	IP02	- 5	IS4	- 1	5	BLK
36	IHORN SELECT COM	IP02	- 6	IS14	- 2	6	BLK
37	IHEAT LH HI	IP02	- 7	IS11	- 1	7	BLK
38	IHEAT RH HI	IP02	- 8	IS10	- 1	8	BLK
39	IRADAR DETECTOR	IP02	- 9	IS16	- 1	9	BLK
40	IUD GAUGE LTS	IP02	-10	R2	- 1	10	BLK
41	IAIR LEVEL MAS PWR	IP02	-11	IS9	- 2	11	BLK
42	IWIPER DELAY	IP02	-12	IWD	-15	12	BLK
43	IWIPER DELAY	IP02	-12	IWD	-30	12	BLK
44	IWIPER DELAY	IP02	-13	IWD	-53M	13	BLK
45	IWIPER DELAY	IP02	-14	INC	-53S	14	BLK
46	IRH AUX PANEL LT	IP02	-15	IR2	- 1	15	BLK
47	ISPARE	IP02	-16	INC	-	16	BLK
48	ISPARE	IP02	-17	INC	-	17	BLK
49	ISPARE	IP02	-18	INC	-	18	BLK
50	ISPARE	IP02	-19	INC	-	19	BLK
51	ISPARE	IP02	-20	INC	-	20	BLK
52	ISPARE	IP02	-21	INC	-	21	BLK
53	ISPARE	IP02	-22	INC	-	22	BLK
54	IHORN SELECT AIR	IP03	- 1	IS14	- 3	1	ORN

CONFIDENTIAL  
 THE INFORMATION HEREON IS CONFIDENTIAL BUSH  
 BUSH BROTHERS COMPANY MAY NOT BE USED FOR ANY  
 PURPOSE WITHOUT SUCH WRITING EXPRESSLY GRANTED  
 IN WRITING BY BLUE BIRD BODY COMPANY.  
 © 1987 BLUE BIRD BODY COMPANY  
 ALL RIGHTS RESERVED

NOV 30 1988


FINISH		COLOR OR TYPE		LET.		WAS		REVISIONS		DR	APP.	CK.	CCN.	DATE	REL		
RAW	<input type="checkbox"/>	PAIN	<input type="checkbox"/>	RELEASED	CCN.	Blue Bird Wanderlodge				SCALE		8					
PRIME	<input type="checkbox"/>	PLATING	<input type="checkbox"/>	8425		FORT VALLEY, GEORGIA U.S.A.											
TOLERANCE ON ALL DIMENSIONS IS, PLUS		WIRE LIST, DASH PANEL, LOWER															
<input type="checkbox"/> OR MINUS		<input type="checkbox"/> UNLESS OTHERWISE SPECIFIED														1988 WL	
INACTIVATES NOS.		DR. 11-1-87		BY J. MEYER		SIZE											
REPLACED BY NOS.		App 6-27-88		BY C. HALLAM		A		38900									
		CK. 7-12-88		BY F. M. U.													

WB  
LOE3  
84

REF	DESCRIPTION	FROM	TO	NO	COLOR	
55	AISLE LTS	IP03	- 2	IS25	- 3	2 ORN
56	AUX COMPRESSOR	IP03	- 3	IS8	- 1	3 ORN
57	AUX BATTERY	IP03	- 4	IS3	- 2	4 ORN
58	BACKUP ALARM	IP03	- 5	IS13	- 2	5 ORN
59	SPARE	IP03	- 6	INC	-	6 ORN
60	REVERSE SIG	IP03	- 7	IS13	- 1	7 ORN
61	REAR PARKING LTS	IP03	- 7	IS1	- A	7 ORN
62	DEFROST LO	IP03	- 8	IS4	- 3	8 ORN
63	HEAT LH LO	IP03	- 9	IS11	- 3	9 ORN
64	HEAT RH LO	IP03	- 10	IS10	- 3	10 ORN
65	ILP HEAT SEL	IP03	- 11	DS5	- A	11 ORN
66	ILP HEAT SEL	IP03	- 11	IS15	- 1	11 ORN
67	COMPT LT MASTER	IP03	- 12	IS6	- 1	12 ORN
68	HORN SEL ELEC	IP03	- 13	IS14	- 1	13 ORN
69	LEVEL WARNING	IP03	- 14	DS13	- 2	14 ORN
70	REAR PARKING LTS	IP03	- 15	DS4	- A	15 ORN
71	REAR PARKING LTS	IP03	- 15	IS12	- 1	15 ORN
72	LANDING LTS FRT	IP03	- 16	DS6	- C	16 ORN
73	LANDING LTS FRT	IP03	- 16	IS17	- 2	16 ORN
74	LANDING LTS REAR	IP03	- 17	DS9	- C	17 ORN
75	LANDING LTS REAR	IP03	- 17	IS20	- 2	17 ORN
76	MIRROR HEAT	IP03	- 18	DS2	- A	18 ORN
77	MIRROR HEAT	IP03	- 18	IS5	- 1	18 ORN
78	TRIPMETER	IP03	- 19	IM2	- OD	19 ORN
79	GAUGE LTS	IP03	- 20	IM5	- L	20 ORN
80	GAUGE LTS	IP03	- 20	IM1	- L	20 ORN
81	GAUGE LTS	IP03	- 20	IM6	- L	20 ORN
82	GAUGE LTS	IP03	- 20	IM3	- L	20 ORN
83	GAUGE LTS	IP03	- 20	IM2	- L	20 ORN
84	GAUGE LTS	IP03	- 20	IM4	- L	20 ORN
85	OH GAUGE LTS	IP03	- 20	IR2	- 3	20 ORN
86	OH EL PWR	IP03	- 21	IR1	- 2	21 ORN
87	STEP SYSTEM	IP03	- 22	IS19	- 1	22 ORN
88	STEP SYSTEM	IP03	- 23	IS19	- 3	23 ORN
89	SPARE	IP03	- 24	INC	-	24 ORN
90	FRT LANDING LTS	IP04	- 1	DS6	- A	1 IYEL
91	COMPT LT MASTER	IP04	- 1	IS6	- 2	1 IYEL
92	REAR LANDING LTS	IP04	- 1	DS9	- A	1 IYEL
93	DEFROST PWR	IP04	- 2	IS4	- 2	2 IYEL
94	MIRROR HEAT SW	IP04	- 3	IS5	- 2	3 IYEL
95	STEP SYSTEM LT	IP04	- 4	DS8	- A	4 IYEL
96	ISUSP DUMP LT	IP04	- 5	DS11	- 2	5 IYEL
97	ISUSP DUMP	IP04	- 6	IS1	- 3	6 IYEL
98	ITAG DUMP	IP04	- 7	IS7	- 3	7 IYEL
99	IRADAR DETECTOR	IP04	- 8	IS16	- 2	8 IYEL
100	HEAT RH PWR	IP04	- 9	IS10	- 2	9 IYEL
101	HEAT LH PWR	IP04	- 10	IS11	- 2	10 IYEL
102	LOW WASH FLUID	IP04	- 11	DS14	- A	11 IYEL
103	SPARE	IP04	- 12	INC	-	12 IYEL
104	AUX COMPRESSOR	IP04	- 13	IS8	- 2	13 IYEL
105	LOW WASH FLUID	IP04	- 14	DS14	- C	14 IYEL
106	SPARE	IP04	- 15	INC	-	15 IYEL
107	AISLE LTS	IP04	- 16	IS25	- 2	16 IYEL
108	AISLE LTS	IP04	- 17	IS25	- 1	17 IYEL

CONFIDENTIAL  
 THE INFORMATION HEREON IS CONFIDENTIAL BUS-  
 INESS INFORMATION AND MAY NOT BE USED FOR ANY  
 PURPOSE UNLESS SUCH USE IS EXPRESSLY GRANTED  
 IN WRITING BY BLUE BIRD BODY COMPANY.  
 © 1987 BLUE BIRD BODY COMPANY  
 ALL RIGHTS RESERVED

NOV 30 1988

FINISH		COLOR OR TYPE		LET.	WAS	REVISIONS			DR	APP.	CK.	CCN.	DATE	REI	
RAW	<input type="checkbox"/>	PAINT	<input type="checkbox"/>	RELEASED	CCN.	Blue Bird Wanderlodge			SCALE						
PRIME	<input type="checkbox"/>	PLATING	<input type="checkbox"/>		8425	FORT VALLEY, GEORGIA U.S.A.									
TOLERANCE ON ALL DIMENSIONS IS, PLUS		WIRE LIST, DASH PANEL, LOWER													
<input type="checkbox"/>	OR MINUS	<input type="checkbox"/>	UNLESS OTHERWISE SPECIFIED												
INACTIVATES NOS.				DR. 11-1-87 BY J. MEYER			SIZE		1988 WLWB						
REPLACED BY NOS.				APP. 6-27-88 BY C. L. LAMON			A		2 OF 3						
				CK. 7-12-88 BY M. M. W.					3890084						





REF	DESCRIPTION	FROM	TO	QTY	COLOR
1109	LP HEAT	IP04	-18 IS15	-2	18 IYEL
1110	SPARE	IP04	-19 INC	-1	19 IYEL
1111	GROUND	IP04	-20 IM4	-6	20 IYEL
1112	GROUND	IP04	-20 IM1	-6	20 IYEL
1113	GROUND	IP04	-20 IM5	-6	20 IYEL
1114	GROUND	IP04	-20 IM3	-6	20 IYEL
1115	GROUND	IP04	-20 IM2	-6	20 IYEL
1116	GROUND	IP04	-20 IM6	-6	20 IYEL
1117	GROUND	IP04	-21 IDS15	-1	21 IYEL
1118	GROUND	IP04	-21 IS1	-2	21 IYEL
1119	GROUND	IP04	-21 IDS8	-1	21 IYEL
1120	GROUND	IP04	-21 IS19	-2	21 IYEL
1121	GROUND	IP04	-21 IDS3	-1	21 IYEL
1122	GROUND	IP04	-21 IS3	-1	21 IYEL
1123	GROUND	IP04	-21 IWD	-3	21 IYEL
1124	GROUND	IP04	-21 IS2	-2	21 IYEL
1125	GROUND	IP04	-21 IS7	-2	21 IYEL
1126	GROUND	IP04	-22 IDS7	-1	22 IYEL
1127	GROUND	IP04	-22 IDS16	-1	22 IYEL
1128	GROUND	IP04	-22 IDS4	-1	22 IYEL
1129	GROUND	IP04	-22 IDS11	-1	22 IYEL
1130	GROUND	IP04	-22 IS20	-1	22 IYEL
1131	GROUND	IP04	-22 IDS2	-1	22 IYEL
1132	GROUND	IP04	-22 IS17	-1	22 IYEL
1133	GROUND	IP04	-22 IDS10	-1	22 IYEL
1134	GROUND	IP04	-22 IDS5	-1	22 IYEL
1135	GROUND	IP04	-22 IP01	-2	22 IYEL
1136	FAN OVERRIDE LT.	IDS1	-C IS2	-1	1 IYEL
1137	IR PARK 1A DIODE	ID1	-C IS12	-2	7 IORN

CONFIDENTIAL

THE INFORMATION HEREON IS CONFIDENTIAL BUSINESS INFORMATION AND MAY NOT BE USED FOR ANY PURPOSE UNLESS SUCH USE IS EXPRESSLY GRANTED IN WRITING BY BLUE BIRD BODY COMPANY.

© 1987 BLUE BIRD BODY COMPANY  
ALL RIGHTS RESERVED

NOV 30 1988

FINISH		COLOR OR TYPE		LET.	WAS	REVISIONS			DR	APP.	CK.	CCN.	DATE	REL
RAW	<input type="checkbox"/>	PAINT	<input type="checkbox"/>	RELEASED	CCN.	Blue Bird Wanderlodge					SCALE			
PRIME	<input type="checkbox"/>	PLATING	<input type="checkbox"/>		8425	FORT VALLEY, GEORGIA U.S.A.					X			
	<input type="checkbox"/>	OTHER	<input type="checkbox"/>	WIRE LIST, DASH PANEL, LOWER										
TOLERANCE ON ALL DIMENSIONS IS, PLUS														
<input type="checkbox"/>	OR MINUS	<input type="checkbox"/>	UNLESS OTHERWISE SPECIFIED											
INACTIVATES NOS.				DR. 11-1-87 BY J. MEYER			SIZE	1988 WLWB						
REPLACED BY NOS.				App. 6-27-88 BY C. HALLAM			A	3 OF 3						
				CK. 7-12-88 BY P. W.				3890084						



REF	DESCRIPTION	FROM	TO	IND	COLOR
1	FIRE ALARM BUZZER	IDS2	1 BUZZER		IGRY
2	FIRE ALARM BUZZER	IDS2	2 BUZZER		IORN
3	LOW AIR	IP01	1 IDS3	-2	1 IGRN
4	WATER TEMP SENSE	IP01	2 IM8	-5	2 IGRN
5	IA/T SWITCH	IP01	3 IS1	-2	3 IGRN
6	OIL PRESS SENSE	IP01	4 IM6	-5	4 IGRN
7	LOW FUEL SENSE	IP01	5 IDS4	-2	5 IGRN
8	FUEL LEVEL SENSE	IP01	6 IM1	-5	6 IGRN
9	OIL TEMP SENSE	IP01	7 IM7	-5	7 IGRN
10	ISPARE	IP01	8 INC		8 IGRN
11	ISPARE	IP01	9 INC		9 IGRN
12	FIRE ALARM	IP02	6 IDS2	-2	1 IGRN
13	IALT/CHGR AMP	IP02	1 IM4	(+)	1 IORN
14	IALT/CHGR AMP	IP02	2 IM4	(-)	2 IORN
15	IA/T SYSTEM	IP02	3 IS1	-1	3 IORN
16	IHDLT ALERT LT	IP02	4 IDS1	-2	4 IORN
17	IHDLT ALERT LT	IP02	5 IDS1	-1	5 IORN
18	IBURGLAR ALARM	IP02	6 IS2	-2	6 IORN
19	IGROUND	IP02	7 IM8	-6	7 IORN
20	IGROUND	IP02	7 IM1	-6	7 IORN
21	IGROUND	IP02	7 IM4	-6	7 IORN
22	IGROUND	IP02	7 IDS4	-1	7 IORN
23	IGROUND	IP02	7 IM7	-6	7 IORN
24	IGROUND	IP02	7 IM6	-6	7 IORN
25	IGROUND	IP02	7 IM2	-6	7 IORN
26	IGROUND	IP02	7 IM3	-6	7 IORN
27	IGROUND	IP02	8 IM5	-6	8 IORN
28	IGAUGE LTS	IP02	9 IM8	-L	9 IORN
29	IGAUGE LTS	IP02	9 IM3	-L	9 IORN
30	IGAUGE LTS	IP02	9 IM5	-L	9 IORN
31	IGAUGE LTS	IP02	9 IM4	-L	9 IORN
32	IGAUGE LTS	IP02	9 IM7	-L	9 IORN
33	IGAUGE LTS	IP02	9 IM6	-L	9 IORN
34	IGAUGE LTS	IP02	9 IM2	-L	9 IORN
35	IGAUGE LTS	IP02	9 IM1	-L	9 IORN
36	IEL PANEL	IP02	10 IEL	-1	10 IORN
37	IEL PANEL	IP02	11 IEL	-2	11 IORN
38	IGNITION	IP02	12 IM7	-1	12 IORN
39	LDW AIR	IP02	12 IDS3	-1	12 IORN
40	IGNITION	IP02	12 IM1	-1	12 IORN
41	IGNITION	IP02	12 IM8	-1	12 IORN
42	IGNITION	IP02	12 IM6	-1	12 IORN
43	IBURGLAR ALARM	IP02	13 IS2	-1	13 IORN
44	BATTERY VOLTS	IP02	14 IM5	(+)	14 IORN
45	FIRE ALARM	IP02	15 IDS2	-1	15 IORN
46	ISPARE	IP02	16 INC		16 IORN


CONFIDENTIAL  
 THE INFORMATION HEREON IS CONFIDENTIAL BUSINESS INFORMATION AND MAY NOT BE USED FOR ANY PURPOSE UNLESS AUTHORIZED BY WRITING GRANTED IN WRITING BY BLUE BIRD BODY COMPANY.  
 © 1987 BLUE BIRD BODY COMPANY  
 ALL RIGHTS RESERVED

NOV 30 1988

FINISH		COLOR OR TYPE		LET.	WAS	REVISIONS				DR	APP.	CK.	CCN.	DATE	REL		
RAW	<input type="checkbox"/>	PAIN	<input type="checkbox"/>	RELEASED	CCN.	<b>Blue Bird Wanderlodge</b>				SCALE							
PRIME	<input type="checkbox"/>	PLATING	<input type="checkbox"/>	8425		FORT VALLEY, GEORGIA U.S.A.				C							
TOLERANCE ON ALL DIMENSIONS IS, PLUS		WIRE LIST, DASH PANEL, UPPER															
<input type="checkbox"/>	OR MINUS	<input type="checkbox"/>	UNLESS OTHERWISE SPECIFIED														
INACTIVATES NOS.		1988 WLWB															
REPLACED BY NOS.		DR. 11-1-87 BY J. MEYER				SIZE		3890092									
		App. 6-27-88 BY C. Hollam				A											
		CK. 7-12-88 BY R. W.															



REF	DESCRIPTION	FROM	TO	NO	COLOR
1	STEP SYSTEM	IK12-87	ID1-CAT	159	GRN
2	ISUSP/TAG DUMP	IV7-1	ID2-A	160	GRN
3	ISUSP/TAG DUMP	IV6-1	ID2-C	161	GRN
4	IFLASHER	IF13-1	IFLASH-1	162	GRN
A2	IFLASHER	IF13-1	IF13-2	163	GRN
5	IFLASHER	IF13-1	IF13-2	163	GRN
6	IEL LOWER DASH	IINVERTER1-GND	IGND		WHT
7	IEL UPPER DASH	IINVERTER2-GND	IGND		WHT
8	IWIPER	IK01-85	IGND		WHT
9	IWIPER	IK02-85	IGND		WHT
10	IWIPER	IK03-85	IGND		WHT
11	IWIPER	IK04-85	IGND		WHT
12	IDRIVING LTS	IK06-85	IGND		WHT
13	ISUSP	IK08-85	IGND		WHT
14	ISUSP	IK08-87A	IGND		WHT
15	STEP SYSTEM	IK09-85	IGND		WHT
16	STEP SYSTEM	IK10-85	IGND		WHT
17	STEP SYSTEM	IK12-85	IGND		WHT
18	IHDLT ALERT	IK13-85	IGND		WHT
19	IINVERTER	IK14-85	IGND		WHT
20	IDOOR LOCK	IK15-85	IGND		WHT
21	IDOOR LOCK	IK15-87A	IGND		WHT
22	IDOOR LOCK	IK16-85	IGND		WHT
23	IDOOR LOCK	IK16-87A	IGND		WHT
24	IIGN RELAY	IK19-85	IGND		WHT
25	ISUSP DUMP	IK20-3	IGND		WHT
26	ILOW WASH FLUID	ILOW WASH-BLU	IGND		WHT
27	IEL UPPER DASH	IINVERTER2-PWR	INV1-PWR	163	BLK
28	IWIPER LO	IK01-86	IK02-86	164	BLK
29	IWIPER LO	IK01-30	IK03-30	165	BLK
30	IWIPER PWR	ISK02	IK03-30	166	BLK
31	IWIPER	IK02-30	IK04-30	167	BLK
32	IWIPER	ISK03	IK04-30	168	BLK
33	IWIPER	IK03-86	IK04-86	169	BLK
34	IDRIVING LTS	ISK21	IK06-30	170	BLK
35	IDRIVING LTS	ISK27	IK07-30	171	BLK
36	IDRIVING LTS	IK06-85	IK07-85	172	BLK
37	IDRIVING LTS	IK06-86	IK07-86	173	BLK
38	STEP SYSTEM	IK09-86	IK10-86	174	BLK
39	STEP SYSTEM	IK09-87	IK10-87	175	BLK
40	STEP SYSTEM	IK10-30	IK11-30	176	BLK
41	STEP SYSTEM	IK11-30	IK11-86	177	BLK
42	STEP SYSTEM	ID1-AN	IK11-87	178	BLK
43	STEP SYSTEM	IK11-86	IK12-86	179	BLK
44	STEP SYSTEM	ISK26	IK12-86	180	BLK
45	STEP SYSTEM	IK10-86	IK12-87	181	BLK
46	STEP SYSTEM	IK10-87	IK12-87A	182	BLK
47	IHDLT ALERT	IK13-85	IK13-30	183	BLK
48	IHDLT ALERT	ISK01	IK13-86	184	BLK
49	IINVERTER	ISK19	IK14-86	185	BLK
50	IDOOR LOCK	IK15-87	IK16-87	186	BLK
51	IDOOR LOCK	ISK22	IK16-87	187	BLK
52	IIGN RELAY	ISK19-27 BUS	IK19-30	188	BLK/6GA
53	IIGN RELAY	ISK1-9 BUS	IK19-87	189	BLK/6GA
54	ISUSP DUMP	ISK05	IK20-1	190	BLK



NOV 30 1988

INACTIVE 3-31-88 PER C-11-51

A	-	A3 WAS SK1-18 BUS	UM	CH	AM	83073-8-88		
-	-	A1 WAS SK39; A2 ADDED	-	-	-	-	-	-
-	-	#63 GRN	-	-	-	-	-	-

FINISH	COLOR OR TYPE	LET.	WAS	REVISIONS	DR	APP.	CK.	CCN.	DATE	REL
RAW <input type="checkbox"/>	PAINT <input type="checkbox"/>									
PRIME <input type="checkbox"/>	PLATING <input type="checkbox"/>									
	OTHER <input type="checkbox"/>									

RELEASED CCN. **Blue Bird Wanderlodge** SCALE 8

FORT VALLEY, GEORGIA U.S.A.

TOLERANCE ON ALL DIMENSIONS IS, PLUS  
 OR MINUS  UNLESS OTHERWISE SPECIFIED


INACTIVATES NOS. \_\_\_\_\_

REPLACED BY NOS. **NRN**

DR. 10-28-87 BY J. MEYER SIZE 1988 WLWB

App. 10-29-87 BY C. HALLAM SIZE INACTIVE 10F4

CK. 11-4-87 BY BW SIZE 3889920



REF	DESCRIPTION	FROM	TO	INO	COLOR
55	SUSP	IK08-86	IK20-2	89	IBLK
56	CONSTANT HOT	ISK37-45 BUS	IK21-30	177	IYEL10GA
57	FILTER RELAY	IGROUND	IK21-85	1	IWHT
58	FILTER RELAY	ISK19-27 BUS	IK21-86	192	IBLK
59	FILTER RELAY	ISK10-18 BUS A	IK21-87	1	IYEL10GA
60	DRIVING LGTS	IK6-85	IK7-85	1	IWHT
61	LOW WASH FLUID	ISK02	LOW WASH-RED	191	IBLK
62	FRONT HEAT MODU	ISK04	IP1-02	2	IBLK
63	INVERTER	IK14-30	IP1-03	3	IBLK
64	INVERTER	IK14-87	IP1-04	4	IBLK
65	RADAR DETECTOR	ISK04	IP1-05	5	IBLK
66	ILP HEAT	ISK24	IP1-06	6	IBLK
67	DEFROST	ISK07	IP1-07	7	IBLK
68	MIRROR HEAT SW	ISK25	IP1-08	8	IBLK
69	AUX COMPRESSOR	ISK26	IP1-09	9	IBLK
70	HEAT, RH	ISK05	IP1-10	10	IBLK
71	COMPT LT MASTER	ISK19	IP1-11	11	IBLK
72	LOW WASH FLUID	LOW WASH-WHT	IP1-12	112	IBLK
73	HEAT, LH	ISK06	IP1-13	113	IBLK
74	REAR VIEW, CAM PWR	ISK20	IP1-14	114	IBLK
75	DOOR LOCK PWR	ISK22	IP1-15	115	IBLK
76	DOOR LOCK LT	ISK08	IP1-16	116	IBLK
77	RECEPT, 12V	ISK23	IP1-17	117	IBLK
78	SUSP/DRVNG LTS	IK08-30	IP1-18	118	IBLK
79	FLUOR, PILOT	ISK22	IP1-19	119	IBLK
80	MARKER LTS	ISK28	IP1-20	120	IBLK
81	HDLT ALERT	IK13-87A	IP1-21	121	IBLK
82	LOW WASH FLUID	LOW WASH-WHT	IP2-01	1	IORN
83	BURGLAR ALARM	ISK40	IP2-02	2	IORN
84	STEP SYSTEM Lt	IK09-30	IP2-03	3	IORN
85	SUSP DUMP LT	IK20-2	IP2-04	4	IORN
86	SUSP DUMP	IV6-1	IP2-05	5	IORN
87	TAG AXLE DUMP	IV7-1	IP2-06	6	IORN
88	DRIVING LTS	IV1-1	IP2-07	7	IORN
89	REAR VIEW, CAM GND	IGND	IP2-08	8	IORN
90	LOWER DASH GND	IGROUND	IP2-09	9	IORN
91	UPPER DASH GND	IGROUND	IP2-10	10	IORN
92	LOWER DASH GND	IGROUND	IP2-11	11	IORN
93	LOWER DASH GND	IGROUND	IP2-12	12	IORN
94	LOWER DASH GND	IGROUND	IP2-13	13	IORN
95	UPPER DASH GND	IGROUND	IP2-14	14	IORN
96	SPARE	ISPARE	IP2-15	15	IORN
97	IEL LOWER DASH	INVERTER1-PWR	IP2-16	16	IORN
98	IEL LOWER DASH	INVERTER1-HVA	IP2-17	17	IORN
99	IEL LOWER DASH	INVERTER1-HVA	IP2-18	18	IORN
100	DOOR LOCK SW	IK15-86	IP2-19	19	IORN
101	DOOR LOCK SW	IK15-86	IP2-20	20	IORN
102	IEL SHIFT PNL	INVERTER1-HVA	IP2-21	21	IORN
103	IEL SHIFT PNL	INVERTER1-HVA	IP2-22	22	IORN
104	IEL UPPER DASH	INVERTER2-HVA	IP2-23	23	IORN
105	IEL UPPER DASH	INVERTER2-HVA	IP2-24	24	IORN
106	IEL RH UPPER	INVERTER2-HVA	IP3-01	1	IGRN
107	IEL RH UPPER	INVERTER2-HVA	IP3-02	2	IGRN
108	IEL RH LOWER	INVERTER2-HVA	IP3-03	3	IGRN

CONFIDENTIAL  
 THIS INFORMATION IS CONFIDENTIAL  
 IT IS TO BE KEPT SECRET AND NOT  
 TO BE DISCLOSED TO ANY OTHER  
 PERSONS WITHOUT THE WRITTEN  
 AUTHORIZATION OF THE COMPANY  
 ALL RIGHTS RESERVED

NOV 30 1988


INACTIVE 9-21-82 PER LCN # 2191

FINISH	COLOR OR TYPE	A	-	WAS SK28-36 BUS	CH	CH	BW	8246	12-9-87	
LET.	WAS	REVISIONS			DR	APP	CK	CCN	DATE	REL
RAW <input type="checkbox"/>	PAINT <input type="checkbox"/>	RELEASED	CCN	8193	Blue Bird Wanderlodge			SCALE		
PRIME <input type="checkbox"/>	OTHER <input type="checkbox"/>				FORT VALLEY, GEORGIA U.S.A.			∞		
TOLERANCE ON ALL DIMENSIONS IS, PLUS										
OR MINUS UNLESS OTHERWISE SPECIFIED										
WIRE LIST, COMPONENT PANEL, LOWER FRONT										
INACTIVATES NOS.										
REPLACED BY NOS. NRN										
DR. 10-28-87 BY J. MEYER				SIZE		1988 WLWB				
APP. 10-29-87 BY C. HALLAM				A		INACTIVE 2 OF 4				
CK. 11-4-87 BY BW						3889920				





REF	DESCRIPTION	FROM	TO	INO	COLOR
109	REL RH LOWER	INVERTER2-HVA	IP3-04	4	GRN
110	SHIFT-PNL GND	IGROUND	IP3-05	5	GRN
111	SHIFT-PNL GND	IGROUND	IP3-06	6	GRN
112	AIR LEVEL MASTER	ISK08	IP3-07	7	GRN
113	LWR DASH IGN HOT	ISK09	IP3-08	8	GRN
114	UPR DASH IGN HOT	ISK09	IP3-09	9	GRN
115	QUICK START	ISK09	IP3-10	10	GRN
116	RH UPPER GND	IGROUND	IP3-11	11	GRN
117	AIR VENT RH	IV3-1	IP3-12	12	GRN
118	AIR VENT LH	IV2-1	IP3-13	13	GRN
119	12V RECEIPT GND	IGND	IP3-14	14	GRN
120	WIPER LO	IK02-86	IP3-15	15	GRN
121	STEREO PRIVACY	ISK20	IP3-16	16	GRN
122	STEP SYSTEM	IK09-87A	IP7-01	1	YEL
123	STEP SYSTEM	IK10-87A	IP7-02	2	YEL
124	STEP SYSTEM	IK11-85	IP7-03	3	YEL
125	STEP SYSTEM	IK11-87	IP7-04	4	YEL
126	STEP SYSTEM	IK12-30	IP7-05	5	YEL
127	STEP SYSTEM	IK12-87A	IP7-06	6	YEL
128	HDLT ALERT BUZZ	IK13-87A	IP7-07	7	YEL
129	DOOR LOCK	IK15-30	IP7-08	8	YEL
130	DOOR LOCK	IK16-30	IP7-09	9	YEL
131	IGN RELAY	IK19-86	IP7-10	10	YEL
132	LOW WASH FLUID	LOW WASH-WHT	IP7-11	11	YEL
133	LOW WASH FLUID	LOW WASH-WHT	IP7-12	12	YEL
134	WIPER SYSTEM	IK1-30	IP7-13	13	YEL
135	LEVELING WARNING	ISK-01	IP7-15	15	YEL
136	BURGLAR ALARM	ISK40	IP7-16	16	YEL
137	W/S WIPER LH	ISK10 (A)	IP7-17	17	YEL
138	ELEC SEAT, LH	ISK20	IP7-19	19	YEL
139	LVING JACK MASTER	ISK24	IP7-20	20	YEL
140	TUNER/CASS POWER	ISK10 (A2)	IP7-21	21	YEL
141	POWER AMP FRT	ISK30	IP7-22	22	YEL
(B) 142	BEDRM STEREO PWR	ISK11	IP7-23	23	YEL
143	POWER AMP BDRM	ISK32	IP7-24	24	YEL
144	POWER AMP WFR L	ISK33	IP8-02	132	ORN
145	STEP SYSTEM	ISK37	IP8-04	134	ORN
146	BDRM DOOR LK SW	IK15-86	IP8-06	136	ORN
147	BDRM DOOR LK SW	IK15-86	IP8-08	138	ORN
148	SUSP DUMP	IK20-6	IP8-13	143	ORN
149	ELECT MASTER	IF1-3 BUS	IP9-01	11	WHT
150	ICB MEMORY	IF1	IP9-02	12	WHT
151	STEREO MEMORY	IF2	IP9-03	13	WHT
152	ICD MEMORY	IF3	IP9-04	14	WHT
153	EQUALIZER	IF4	IP9-05	15	WHT
154	ICD POWER	IF5	IP9-06	16	WHT
155	ICB RADIO PWR	IF6	IP9-07	17	WHT
156	INTERCOM PWR	IF7	IP9-08	18	WHT
157	MUSICAL HORN PWR	IF8	IP9-09	19	WHT
158	FLASHER	IFLASH-2	IP9-10	110	WHT
159	WIPER LO	IK01-87	IP9-11	111	WHT
160	WIPER	IK02-87	IP9-14	114	WHT
161	WIPER	IK03-87	IP9-15	115	WHT
162	WIPER	IK04-86	IP9-16	116	WHT



NOV 30 1988

INACTIVE 8-31-88 PER CCN # 8193

B	-	BADDED BEDRM STEREO PWR	JM	CH	APR	8307	3-8-88
A	-	AL WAS SK03, A2 WAS SK29	CH	CH	BW	8246	12-9-87
LET.	WAS	REVISIONS	DR	APP	CK.	CCN.	DATE REL
RELEASED	CCN.	<b>Blue Bird Wanderlodge</b>		SCALE			
	8193	FORT VALLEY, GEORGIA U.S.A.		C			

FINISH \_\_\_\_\_ COLOR OR TYPE \_\_\_\_\_

PAINT  PLATING  OTHER

RAW  PRIME

TOLERANCE ON ALL DIMENSIONS IS, PLUS  OR MINUS  UNLESS OTHERWISE SPECIFIED

WIRE LIST, COMPONENT PANEL, LOWER FRONT

INACTIVATES NOS. \_\_\_\_\_

REPLACED BY NOS. **NRN**

DR. 10-29-87 BY J. MEYER	SIZE	1988 WLWB
APP. 10-29-87 BY C. HALLAM	A	INACTIVE 3 OF 4
CK. 11-4-87 BY B.W.		3889920



REF	DESCRIPTION	FROM	TO	IND	COLOR
163	WIPER	IK04-87	IP9-17	117	WHT
164	IDRIVING LTS	IK06-87	IP9-19	119	WHT
165	IDRIVING LTS	IK07-86	IP9-20	120	WHT
166	IDRIVING LTS	IK07-87	IP9-21	121	WHT
167	IGEN ACTUATOR	ISK36	PIGTAIL	140	YEL106A
168	ELECTRONIC MASTER	ISK38	PIGTAIL	144	YEL106A
169	MASTERED PWR	IF4-12 BUS	ISK10-18 BUS	A	BLK106A
170	IDRIVING LTS	ISK03	IV1-2	152	IGRN
171	ITAG DUMP	ISK35	IV2-2	153	IGRN
172	IAIR VENT	IV2-2	IV3-2	154	IGRN
173	ISUSP/TAG DUMP	IV7-2	IV6-2	157	IGRN
174	ISUSP DUMP	ISK35	IV7-2	158	IGRN

**CONFIDENTIAL**

THIS INFORMATION HEREON IS CONFIDENTIAL BUSI-  
NESS INFORMATION AND IS NOT TO BE USED FOR ANY  
PURPOSES OTHER THAN THOSE EXPRESSLY GRANTED  
IN WRITING BY THE MANUFACTURING COMPANY.


© 1988 BLUE BIRD BODY COMPANY  
ALL RIGHTS RESERVED

NOV 30 1988

INACTIVE - 3-31-88 PER CON # 949

FINISH		COLOR OR TYPE		B - B1 WAS SK35, B2 WAS VI-2		UMCH	MO	8307	3-8-88
A -		WAS SK28-36 BUS		CH		CH	EW	8246	12-9-87
LET.	WAS	REVISIONS		DR	APP.	CK.	CCN.	DATE	RE
RAW <input type="checkbox"/> PAINT <input type="checkbox"/>		PLATING <input type="checkbox"/>		OTHER <input type="checkbox"/>		RELEASED		CCN.	SCALE
PRIME <input type="checkbox"/>				Blue Bird Wanderlodge				∞	
				FORT VALLEY, GEORGIA U.S.A.					
TOLERANCE ON ALL DIMENSIONS IS, PLUS		WIRE LIST, COMPONENT PANEL, LOWER FRONT							
<input type="checkbox"/> OR MINUS <input type="checkbox"/>		UNLESS OTHERWISE SPECIFIED							
INACTIVATES NOS.		DR. 10-28-87 BY J. MEYER		SIZE		1988 WLWB		40F4	
REPLACED BY NOS. NRN		APP. 10-29-87 BY C. HALLAM		A		INACTIVE		3889.920	
		CK. 11-4-87 BY BW							

BRUNING, 40-3000 307325



REF	DESCRIPTION	FROM	TO	NO	COL	REMARKS
1	IATEC HARN	IP01	IP02	1	1	GRN
2	IATEC HARN	IP01	IP02	2	2	GRN
3	IATEC HARN	IP01	IP02	3	3	GRN
4	IATEC HARN	IP01	IP03	4	1	TSP W/P1-24
5	IATEC HARN	IP01	IP02	5	6	GRN
6	IATEC HARN	IP01	IP02	6	7	GRN
7	IATEC HARN	IP01	IP02	7	8	GRN
8	IATEC HARN	IP01	IP02	8	9	GRN
9	IATEC HARN	IP01	IP06	9	11	GRN
10	IATEC HARN	IP01	IP02	10	12	GRN
11	IATEC HARN	IP01	IP02	11	13	GRN
12	IATEC HARN	IP01	IP02	12	14	GRN
13	IATEC HARN	IP01	IP02	13	15	GRN
14	IATEC HARN	IP01	IP06	14	16	GRN
15	IATEC HARN	IP01	IP02	15	19	GRN
16	IATEC HARN	IP01	IP10	16	20	GRN
17	IATEC HARN	IP01	IP10	17	21	GRN
18	IATEC HARN	IP01	IP03	18	2	TSP W/P1-23
19	IATEC HARN	IP01	IP03	19	2	TSP W/P1-22
20	IATEC HARN	IP01	IP03	20	1	TSP W/P1-4
21	ITRANS	IP02	IP06	21	10	GRN
22	ITRANS	IP02	IP03	22	17	GRN
23	IENGINE	IP03	IP06	23	3	YEL
24	IENGINE	IP03	IP06	24	4	YEL
25	IENGINE	IP03	IP06	25	5	YEL
26	IENGINE	IP03	IP06	26	6	YEL
27	IENGINE	IP03	IP06	27	6	YEL
28	IENGINE	IP03	IP10	28	3	YEL
29	IENGINE	IP03	IP06	29	7	YEL
30	IENGINE	IP03	IP06	30	8	YEL
31	IENGINE	IP03	IP06	31	9	YEL
32	IENGINE	IP03	IP06	32	10	YEL
33	IENGINE	IP03	IP06	33	11	YEL
34	IENGINE	IP03	IP06	34	14	YEL
35	IENGINE	IP03	IP06	35	21	YEL
36	IDRIVERS AREA	IP04	IP10	36	5	ORN
37	IDRIVERS AREA	IP04	IP11	37	1	ORN
38	IDRIVERS AREA	IP04	IP10	38	6	ORN
39	IDRIVERS AREA	IP04	IP10	39	7	ORN
40	IDRIVERS AREA	IP04	IP10	40	8	ORN
41	IDRIVERS AREA	IP04	IP10	41	9	ORN
42	IDRIVERS AREA	IP04	IP07	42	1	ORN
43	IDRIVERS AREA	IP04	IP10	43	9	ORN
44	IDRIVERS AREA	IP04	IP07	44	2	ORN
45	IDRIVERS AREA	IP04	IP10	45	11	ORN
46	IDRIVERS AREA	IP04	IP10	46	12	ORN
47	IDRIVERS AREA	IP04	IP10	47	13	ORN
48	IDRIVERS AREA	IP04	IP06	48	14	ORN
49	IDRIVERS AREA	IP04	IP07	49	3	ORN
50	IDRIVERS AREA	IP04	IP10	50	14	ORN
51	ICHASSIS	IP05	IP10	51	1	WHT
52	ICHASSIS	IP05	IP06	52	2	WHT
53	ICHASSIS	IP05	IP08	53	4	WHT
54	ICHASSIS	IP05	IP11	54	5	WHT

FINISH		COLOR OR TYPE		LET.	WAS	REVISIONS			DR	APP.	CK.	CCN.	DATE	REL	
RAW	<input type="checkbox"/> PAINT	<input type="checkbox"/>	<input type="checkbox"/>	RELEASED	CCN.	Blue Bird Wanderlodge					SCALE				
PRIME	<input type="checkbox"/> PLATING	<input type="checkbox"/>	<input type="checkbox"/>		8425	FORT VALLEY, GEORGIA U.S.A.					∞				
TOLERANCE ON ALL DIMENSIONS IS, PLUS		WIRE LIST, WL HARNESS													
<input type="checkbox"/>	OR MINUS	<input type="checkbox"/>	UNLESS OTHERWISE SPECIFIED												
INACTIVATES NOS.	1988 WLWB														
REPLACED BY NOS.	DR. 11-1-87 BY J. MEYER		SIZE	1 OF 2											
	App. 6-27-88 BY G. HANCOCK		A	3890068											
	CK. 7-12-88 BY H. W.														



REF	DESCRIPTION	FROM	TO	INO	ICOL	REMARKS
55	ICHASSIS	IP05 - 6	IP10 - 16	6	WHT	
56	ICHASSIS	IP05 - 7	IP10 - 17	7	WHT	
57	ICHASSIS	IP05 - 8	IP10 - 18	8	WHT	
58	ICHASSIS	IP05 - 9	IP10 - 13	9	WHT	
59	ICHASSIS	IP05 - 11	IP11 - 3	11	WHT	
60	ICHASSIS	IP05 - 13	IP10 - 20	13	WHT	
61	ICHASSIS	IP05 - 14	IP11 - 4	14	WHT	
62	ICHASSIS	IP05 - 15	IP11 - 5	15	WHT	
63	ICHASSIS	IP05 - 16	IP09 - 1	16	WHT	
64	ICHASSIS	IP05 - 17	IP11 - 6	17	WHT	
65	ICHASSIS	IP05 - 18	IP11 - 7	18	WHT	
66	ICHASSIS	IP05 - 19	IP10 - 21	19	WHT	
67	ICHASSIS	IP05 - 20	IP10 - 22	20	WHT	
68	ICHASSIS	IP05 - 21	IP09 - 2	21	WHT	
69	ICHASSIS	IP05 - 22	IP10 - 23	22	WHT	
70	ICHASSIS	IP05 - 24	IP10 - 24	24	WHT	

FINISH		COLOR OR TYPE		LET.	WAS	REVISIONS		DR	APP	CK	CCN	DATE	REL
RAW	<input type="checkbox"/>	PAINT	<input type="checkbox"/>	RELEASED	CCN	Blue Bird Wanderlodge		SCALE					
PRIME	<input type="checkbox"/>	PLATING	<input type="checkbox"/>		8425	FORT VALLEY, GEORGIA U.S.A.		S					
TOLERANCE ON ALL DIMENSIONS IS, PLUS		WIRE LIST, WI HARNESS											
<input type="checkbox"/>	OR MINUS	<input type="checkbox"/>	UNLESS OTHERWISE SPECIFIED										
INACTIVATES NOS.	1988 WLWB												
REPLACED BY NOS.	DR. 11-1-87	BY J. MEYER	SIZE	2 OF 2									
	App. 6-27-88	BY C. Hallam	A	3890068									
	CK. 7-12-88	BY JMM											

1  
2  
3  
4  
5  
6  
7  
8  
9  
10  
11  
12  
13  
14  
15  
16  
17  
18  
19  
20  
21  
22  
23  
24  
25  
26  
27  
28  
29  
30  
31  
32  
33  
34  
35  
36  
37  
38  
39  
40  
41  
42  
43  
44  
45  
46  
47  
48  
49  
50  
51  
52  
53  
54  
55  
56  
57  
58  
59  
60  
61  
62  
63  
64  
65  
66  
67  
68  
69  
70  
71  
72  
73  
74  
75  
76  
77  
78  
79  
80  
81  
82  
83  
84  
85  
86  
87  
88  
89  
90  
91  
92  
93  
94  
95  
96  
97  
98  
99  
100

101  
102  
103  
104  
105  
106  
107  
108  
109  
110  
111  
112  
113  
114  
115  
116  
117  
118  
119  
120  
121  
122  
123  
124  
125  
126  
127  
128  
129  
130  
131  
132  
133  
134  
135  
136  
137  
138  
139  
140  
141  
142  
143  
144  
145  
146  
147  
148  
149  
150



REF	DESCRIPTION	FROM	TO	INO.	COLOR
1	FRONT HEAT	IP01	-2 IP15	2	IGRN
2	INVERTER	IP01	-3 IP16	3	IGRN
3	INVERTER	IP01	-4 IP16	4	IGRN
4	RADAR DETECTOR	IP01	-5 IP8	5	IGRN
5	HP HEAT	IP01	-6 IP8	6	IGRN
6	DEFROST	IP01	-7 IP8	7	IGRN
7	MIRROR HEAT SW	IP01	-8 IP8	8	IGRN
8	AUX COMPRESSOR	IP01	-9 IP8	9	IGRN
9	HEAT, RH	IP01	-10 IP8	10	IGRN
10	COMPT LT MASTER	IP01	-11 IP8	11	IGRN
11	LOW WASH FLUID	IP01	-12 IP8	12	IGRN
12	HEAT, LH	IP01	-13 IP8	13	IGRN
13	REAR VIEW, CAM PWR	IP01	-14 IP15	14	IGRN
14	DOOR LOCK PWR	IP01	-15 IP13	15	IGRN
15	DOOR LOCK LT PWR	IP01	-16 IP13	16	IGRN
16	REDEF, 12V+	IP01	-17 IP13	17	IGRN
17	DRIVING LTS	IP01	-18 IP7	18	IGRN
18	FLOOR, PILOT	IP01	-19 IP7	19	IGRN
19	MARKER LTS	IP01	-20 IP7	20	IGRN
20	HDLT ALERT	IP01	-21 IP12	21	IGRN
21	LOW WASH FLUID	IP02	-1 IP8	1	IYEL
22	BURGLAR ALARM	IP02	-2 IP12	2	IYEL
23	STEP SYSTEM	IP02	-3 IP8	3	IYEL
24	SUSP DUMP LT	IP02	-4 IP8	4	IYEL
25	SUSP DUMP	IP02	-5 IP8	5	IYEL
26	TAG AXLE DUMP	IP02	-6 IP8	6	IYEL
27	DRIVING LTS	IP02	-7 IP7	7	IYEL
28	REAR VIEW	IP02	-8 IP15	8	IYEL
29	LOWER DASH GND	IP02	-9 IP8	9	IYEL
30	UPPER DASH GND	IP02	-10 IP12	10	IYEL
31	LOWER DASH GND	IP02	-11 IP8	11	IYEL
32	LOWER DASH GND	IP02	-12 IP8	12	IYEL
33	LOWER DASH GND	IP02	-13 IP8	13	IYEL
34	UPPER DASH GND	IP02	-14 IP12	14	IYEL
35	EL, LOWER DASH PWR	IP02	-16 IP10	16	IYEL
36	EL, LOWER DASH	IP02	-17 IP10	17	IYEL
37	EL, LOWER DASH	IP02	-18 IP10	18	IYEL
38	DOOR LOCK SW	IP02	-19 IP12	19	IYEL
39	DOOR LOCK SW	IP02	-20 IP12	20	IYEL
40	EL, SHIFTER PNL	IP02	-21 IP7	21	IYEL
41	EL, SHIFTER PNL	IP02	-22 IP7	22	IYEL
42	EL, UPPER DASH	IP02	-23 IP12	23	IYEL
43	EL, UPPER DASH	IP02	-24 IP12	24	IYEL
44	EL, RH UPPER	IP03	-1 IP13	1	IORN
45	EL, RH UPPER	IP03	-2 IP13	2	IORN
46	EL, RH LOWER	IP03	-3 IP14	3	IORN
47	EL, RH LOWER	IP03	-4 IP14	4	IORN
48	SHIFT PANEL GND	IP03	-5 IP7	5	IORN
49	SHIFT PANEL GND	IP03	-6 IP7	6	IORN
50	AIR LEVEL MASTER	IP03	-7 IP10	7	IORN
51	IGN, LWR DASH	IP03	-8 IP10	8	IORN
52	IGN, UPPER DASH	IP03	-9 IP12	9	IORN
53	QUICK START	IP03	-10 IP13	10	IORN
54	GROUND	IP03	-11 IP13	11	IORN

FINISH	COLOR OR TYPE	LET.	WAS	REVISIONS	DR	APP	CK.	CCN.	DATE	REL
RAW <input type="checkbox"/>	PAINT <input type="checkbox"/>	RELEASED	CCN.	Blue Bird Wanderlodge					SCALE	
PRIME <input type="checkbox"/>	PLATING <input type="checkbox"/>		8425	FORT VALLEY, GEORGIA U.S.A.					<i>CS</i>	
	OTHER <input type="checkbox"/>	TOLERANCE ON ALL DIMENSIONS IS, PLUS								
<input checked="" type="checkbox"/> OR MINUS <input type="checkbox"/> UNLESS OTHERWISE SPECIFIED		WIRE LIST, W2 HARNESS								
INACTIVATES NOS.		1988 WLWB								
REPLACED BY NOS.		DR. 11-1-87	BY J. MEYER	SIZE	1 OF 3					
		App. 6-27-88	BY C. Hallam	A	3890076					
		CK. 7-12-88	BY HNU							

1001

1002

1003

1004

1005

1006

1007

1008

1009

1010

1011

1012

1013

1014

1015

1016

1017

1018

1019

1020

1021

1022

1023

1024

1025

1026

1027

1028

1029

1030

1031

1032

1033

1034

1035

1036

1037

1038

1039

1040

1041

1042

1043

1044

1045

1046

1047

1048

1049

1050

1051

1052

1053

1054

1055

1056

1057

1058

1059

1060

1061

1062

1063

1064

1065

1066

1067

1068

1069

1070

1071

1072

1073

1074

1075

1076

1077

1078

1079

1080

1081

1082

1083

1084

1085

1086

1087

1088

1089

1090

1091

1092

1093

1094

1095

1096

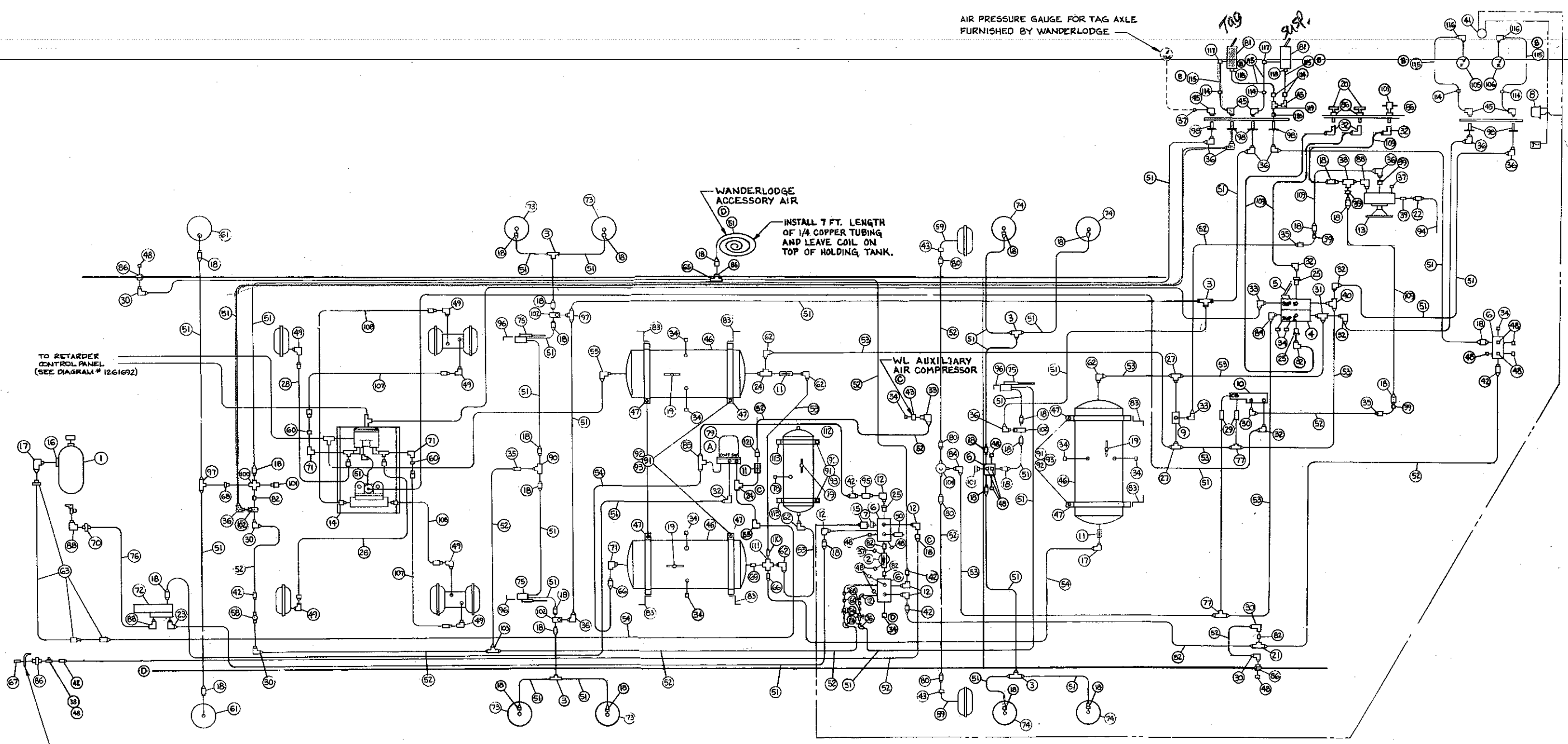
1097

1098

1099

1100

DUAL AIR BRAKES  
38' & 40'



AIR PRESSURE GAUGE FOR TAG AXLE  
FURNISHED BY WANDERLODGE

WANDERLODGE  
ACCESSORY AIR  
INSTALL 7 FT. LENGTH  
OF 1/4 COPPER TUBING  
AND LEAVE COIL ON  
TOP OF HOLDING TANK.

TO RETARDER  
CONTROL PANEL  
(SEE DIAGRAM # 1261692)

WL AUXILIARY  
AIR COMPRESSOR

1168863-BRACKET SCHRADER VALVE  
TO BE INSTALLED AFTER BODY MOUNTING.

NOTE:  
FOR DIAGRAM, DUAL AIR BRAKE ASSY, 3706 AND 3903, PART LIST, WLPP, SEE DRAWING NO. 1299981

BRAKE TREADLE VALVE

KEY NO.	PART NO.	DESCRIPTION	QTY REQ'D
1	0654533	VALVE ASSY., BRAKE TREADLE	
2	2643237	REPAIR KIT, TREADLE VALVE	
3	1133347	TREADLE, DUAL BRAKE VALVE, RUBBER COVERED	
NI	2137545	COVER, RUBBER, DUAL BRAKE VALVE TREADLE	
4	0998740	SWITCH, STOP LIGHT	2
5	0654467	PLATE, MOUNTING	
6	0654483	PLUNGER, BRAKE VALVE	
7	0654475	BOOT, BRAKE VALVE	
8	0654517	PIN, BRAKE VALVE FULCRUM	
9	0654509	PIN, ROLL, BRAKE VALVE FULCRUM	
10	0654491	BOTTOM, STOP	
11	2027134	BUSHING, 1/4 X 3/8 PIPE	
12	0948919	TEE, 1/4 FEMALE PIPE X 3/8 MALE PIPE X 1/2 TUBE	
13	2023935	ELBOW, 1/4 MALE PIPE X 1/4 TUBE	
14	2023265	ELBOW, 3/8 MALE PIPE X 3/8 TUBE	
15	2009595	PLUG, 3/8 PIPE	
16	2023935	ELBOW, 1/4 MALE PIPE X 1/4 TUBE	
17	2023307	ELBOW, 3/8 MALE PIPE X 1/2 TUBE	
18	0654319	TEE, 1/4 FPT X 3/8 MPT X 1/2 TUBE	

QUANTITY REQUIRED IS ONE UNLESS OTHERWISE SPECIFIED.



