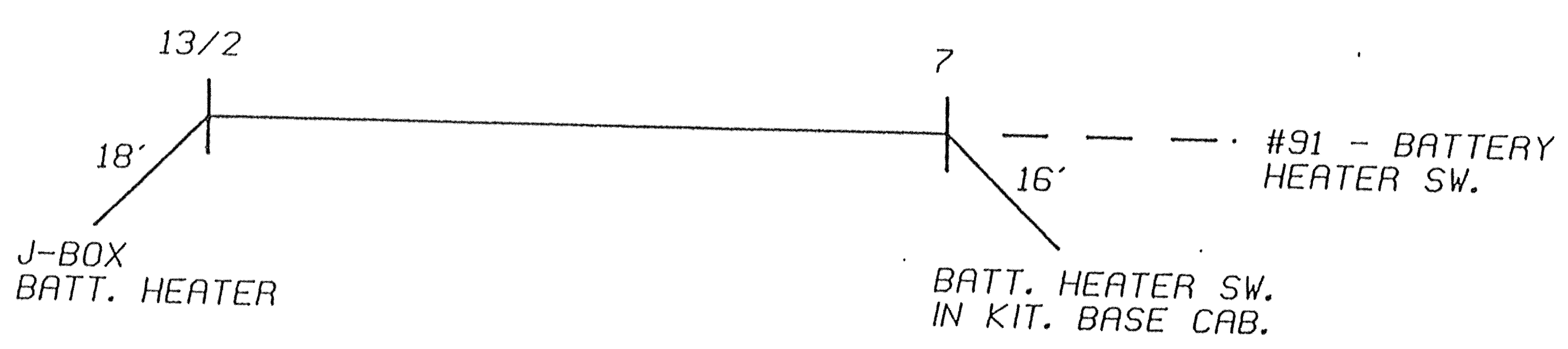


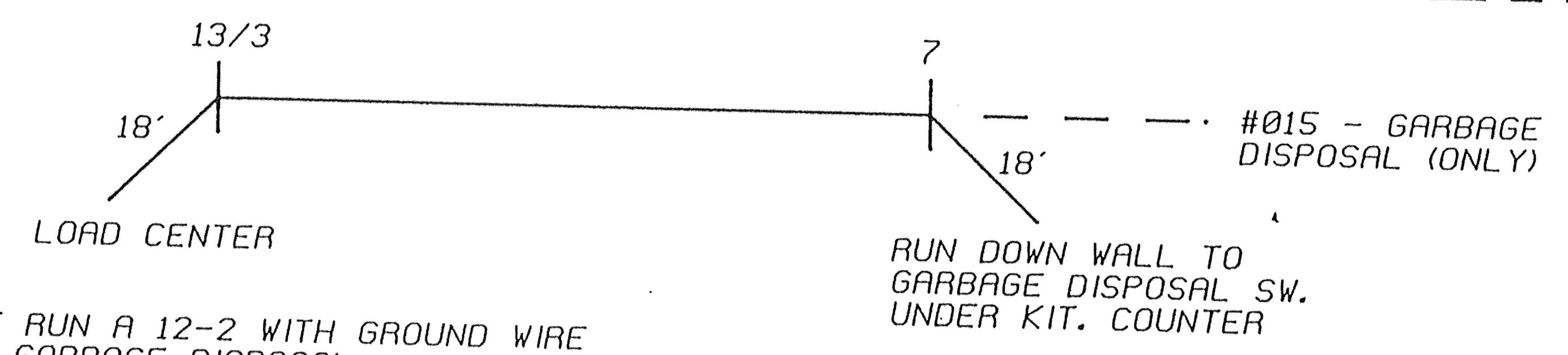
TOLERANCE ON ALL DIMENSIONS IS PLUS OR MINUS UNLESS OTHERWISE SPECIFIED.
 INACTIVATES NOS 6043004
 REPLACED BY NOS

FINISH
 RAW PAINT
 PRIME PLATING
 OTHER COLOR OR TYPE

MATERIAL:
 FLAT SIZE:

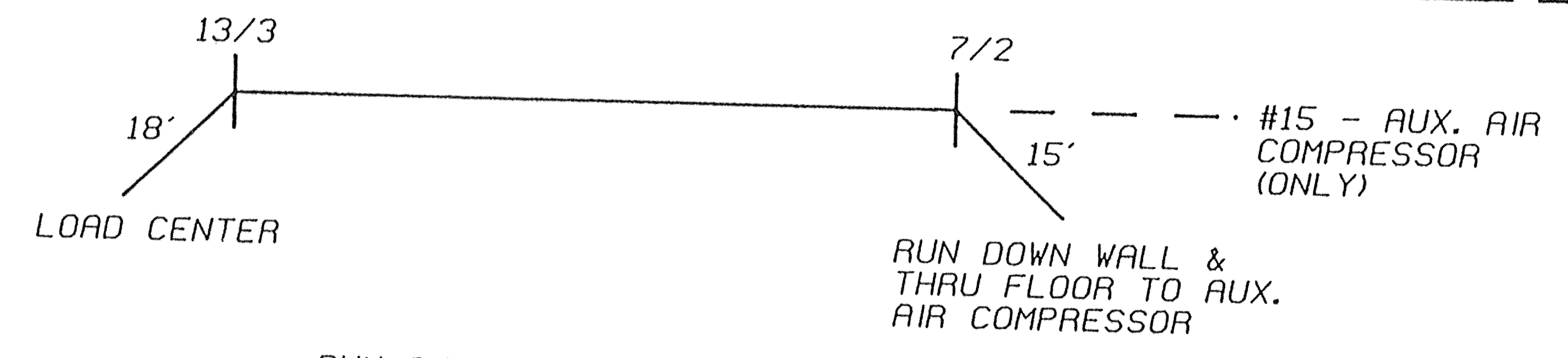


NOTE: RUN ONLY ONE OF THE TWO CHOICES SHOWN DEPENDING UPON WHICH OPTIONS (#5773 - GARBAGE DISPOSAL, OR #5812 - AUX. AIR COMPRESSOR) ARE REQUESTED.



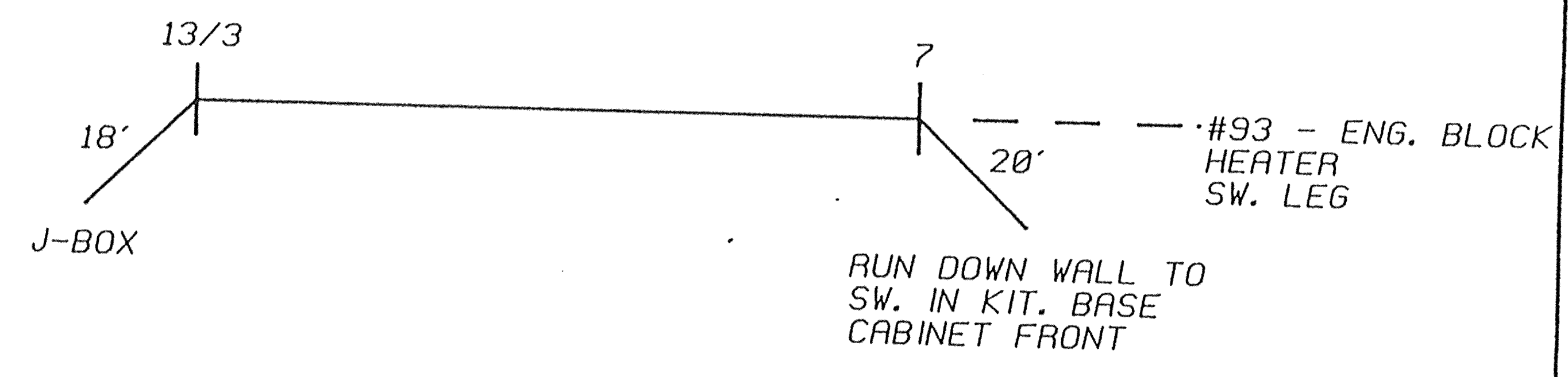
NOTE: LINE RUN A 12-2 WITH GROUND WIRE FOR GARBAGE DISPOSAL SWITCH TO GARBAGE DISPOSAL.

RUN ONLY WHEN OPTION #5773 IS REQUESTED



RUN DOWN WALL & THRU FLOOR TO AUX. AIR COMPRESSOR

RUN ONLY WHEN OPTION #5812 IS REQUESTED




RUN DOWN WALL TO SW. IN KIT. BASE CABINET FRONT

LINE RUN ----- #8 - ENG. BLK. & BATTERY HEATERS

NOTE: LINE RUN A 12-2 WITH GROUND WIRE FROM #8 J-BOX TO BATTERY HEATER J-BOX. FROM THIS J-BOX RUN A 12-2 WITH GROUND WIRE #92 THRU FLOOR TO BATTERY HEATER RIGHT HAND SIDE OF COACH. WIRE #91 WILL COME FROM BATTERY HEATER SWITCH IN KITCHEN BASE CABINET TO THIS J-BOX FOR SWITCH LEG.

NOTE: LINE RUN A 12-2 WITH GROUND WIRE FROM #8 J-BOX TO ENGINE BLOCK HEATER, LEFT HAND SIDE OF THE COACH. WIRE #93 WILL COME FROM ENGINE BLOCK HEATER SWITCH IN KIT. BASE CAB. TO THIS J-BOX FOR SWITCH LEGS.



RUN DOWN WALL & THRU FLOOR TO HYDRONIC HEATER

NOTE: ALL WIRE 12-2 WITH GROUND UNLESS OTHERWISE SPECIFIED.

DR. 11/29/94	BY T. USSERY	DR. APP. CK.	ECN.	DATE
App. 12/05/94	BY [Signature]	DR. APP. CK.	ECN.	DATE
CK.				

HARNES, WIRING, 120VAC, LH 1995 WLWB 40 FT.

Blue Bird Wander Lodge
 FORT VALLEY, GEORGIA, U.S.A.

SIZE B

SHT. 3 OF 3

6049076