

1999 LXi PRINT PACKAGE

A	W4FRTL	X	WIRE LIST
B	6098131	X	DIAGRAM,L.P. GAS PIPING,STATE CERT.
B	1959782	X	DIAGRAM,WRG,INTERCONNECT,ELEC SYS
B	1975572	X	DIAGRAM,WRG,W/S WIPER
B	1975580	X	DIAGRAM,WRG,COOLANT FAN CONTROL,DDEC
B	1975606	X	DIAGRAM,WRG,ENGINE BRAKE DDEC
B	1980994	X	DIAGRAM,WRG,LIGHTS,BACK UP
B	1985787	X	DIAGRAM,WRG,CRUISE OVERRIDE,DDEC
B	1988591	X	DIAGRAM,WRG,POWER DISTRIBUTION,FUSED
B	1989391	X	DIAGRAM,WRG,LIGHTS,PARK,TAIL
B	1989409	X	DIAGRAM,WRG,LIGHTS,STOP
B	1989482	X	DIAGRAM,WRG,LIGHTS,DIRECTIONAL
B	1991504	X	DIAGRAM,WRG,LIGHTS,HEADLIGHTS/FRT DRV
B	1991545	X	DIAGRAM,WRG,LIGHTS,MARKER/ID
B	1991553	X	DIAGRAM,WRG,MIRROR ILLUM,HDLGT WRNG
B	1991579	X	DIAGRAM,WRG,LIGHTS,ENG CMPT
B	1991587	X	DIAGRAM,WRG,LIGHTS,REAR DRIVING
B	1991603	X	DIAGRAM,WRG,POWER DISTRIBUTION,INPUT
B	1991611	X	DIAGRAM,WRG,LIGHTS,LANDING
B	1995331	X	DIAGRAM,WRG,GROUND DISTRIBUTION
B	1995430	X	DIAGRAM,WRG,NEUTRAL DIST.,DDEC
B	1995455	X	DIAGRAM,WRG,STARTER INTERLOCK
B	1995463	X	DIAGRAM,WRG,PARK BRAKE CONTROL,DDEC
B	1999861	X	DIAGRAM,WRG,ECM RETURN DISTR,DDEC
B	1960715	X	DIAGRAM,WRG,PANEL,ELECTRICAL,REAR
B	1953173	X	DECAL,ELECTRICAL PANEL,REAR
C	6098958	X	DIAGRAM ASSY,PLUMBING DRAINAGE STD
C	6098933	X	DIAGRAM,INSTALLATION,AQUA-HOT HEATING
C	1985431		DIAGRAM,AIR INTAKE SYSTEM
C	98W4RLC		DIAGRAM ASSY,ELEC COMP PNL,FRT,12VDC (1 of 2)
C	98W4RLC	X	DIAGRAM ASSY,ELEC COMP PNL,REAR,12VDC (2 of 2)
C	1915560	X	CHART,VALVE ASSY'S,AIR SUSPENSION SYSTEM
D	1995141	X	DIAGRAM,EXHAUST SYSTEM,ROOF EXIT
D	6098149	X	DIAGRAM ASSY,PLUMBING,FRESH WTR,UND/FLOOR STD
D	6098974	X	DIAGRAM,PLUMBING,HOLDING TANK FLUSHER
D	1995117	X	DIAGRAM,STEERING SYSTEM
D	1991793	X	DIAGRAM,DUAL AIR BRAKE SHEET (1 of 2)
D	1991801	X	DIAGRAM,DUAL AIR BRAKE SHEET (2 of 2)
D	1959469	X	DIAGRAM,FUEL SYS,DETROIT DIESEL SERIES 60
D	1995109	X	DIAGRAM,COOLING SYS,SERIES 60
D	1915552	X	DIAGRAM,AIR SUSPENSION SYSTEM
D	1914092	X	DIAGRAM,AIR SUSPENSION SYSTEM 4000/4100BM
D	98W40HLC	X	DIAGRAM ASSY,ELEC.,COMP,PANEL,O/H FRT
E	W4FRTL	X	DIAGRAM,WIRING,LOAD CENTER LOWER FRT
E	1995174	X	DIAGRAM,FRAME COMPONENTS
E	1995166	X	DIAGRAM,HYDRAULIC SYS,SERIES 60
E	0007819	X	PANEL ASSY,ELEC. O/S,ACCESS,FRT W/COMP

REF	DESCRIPTION	FROM	TO	COLOR	NO
-----PREWIRE-----					
1	CHASSIS GND	K6-85	K6-87A	WHT	
2	CHASSIS GND	K6-87A	K7-85	WHT	
3	CHASSIS GND	K7-85	K7-87A	WHT	
4	CHASSIS GND	K7-87A	K9-85	WHT	
5	CHASSIS GND	K9-85	K12-85		
6	CHASSIS GND	K12-85	K2-85	WHT	
7	CHASSIS GND	K2-85	GND BUS BAR	WHT	
8	CHASSIS GND	K36-85	R1-2	WHT	
9	CHASSIS GND	R1-2	K37-85	WHT	
10	CHASSIS GND	K37-85	R2-2	WHT	
11	CHASSIS GND	R2-2	K3-85	WHT	
12	CHASSIS GND	K3-85	K3-30	WHT	
13	CHASSIS GND	K3-30	K8-30	WHT	
14	CHASSIS GND	K8-30	K4-85	WHT	
15	CHASSIS GND	K4-85	GND BUS	WHT	
16	LO WASH FLD GND	LO WASH BLU	GND BUS BAR	WHT	
17	STEP SYSTEM	K1-86	K1-30	WHT	
18	STEP SYSTEM	K1-30	K9-87	WHT	
19	STEP SYSTEM	K2-86	SK5	WHT	
20	AUX BATT IND RLY	K3-86	K12-87	WHT	
21	DOOR LOCK	K6-87	K7-87	WHT	
22	DOOR LOCK	K7-87	SK22	WHT	
23	STEP SYSTEM PWR	K9-30	SK12	WHT	
24	STEP SYSTEM	K9-86	SK44	WHT	
25	12V FILTER	SK35	K37-86	WHT	
26	12V FILTER	K37-86	R2-1		
27	LO WASH MOD PWR	SK2	LO WASH RED	WHT	
28	FILTER CNST 12V	K37-30	SK10-18 BUS	YEL10GA	
29	FILTER MAS 12V	K37-87	SK46-54 BUS	YEL10GA	
30	SK55-63 BUS PWR	BRK1-1	SK55-63 BUS	BLK6GA	
31	IGN CIRCUITS PWR	K36-30	BRK1-1	BLK6GA	
32	MASTERED 12V PWR	BRK2-1	SK28-36 BUS	BLK6GA	
33	SK 19-27 BUS PWR	BRK 2-1	SK 19-27 BUS	BLK6GA	
34	SK1-9 IGN PWR	SK1-9 BUS	K36-87	BLK6GA	
-----PLUG 4-----					
35	BURG ALARM PWR	P4-9	SK11	RED	1
36	LEVEL WARNING	P4-10	SK1	BLU/BLK	5
37	LEVELING JACK MAS	P4-11	SK24	RED	14
38	LEVELING JCK IGN	P4-12	SK5	BRN	8
39	STEP SYSTEM	P4-13	K2-87A	BLK	9
40	STEP SYSTEM	D4-A	K2-87A		
41	IGN RELAY OH FRT	P4-14	SK1	ORN/BLK	30
42	ELEC MASTER SW	P4-15	SK37-45 BUS	YEL	44

REF	DESCRIPTION	FROM	TO	COLOR	NO
43	STEP SYSTEM	P4-16	K1-87A	RED	11
44	STEP SYSTEM	P4-17	SK34	YEL	9
45	STEP SYSTEM	P4-18	K1-87	BLU	6
46	STEP SYSTEM	K1-87	K9-87A		
47	STOP ENG BUZZ (+)	P4-19	SK9	ORN/BLK	14
48	CELL PHONE MEMORY	P4-20	SK13	BLU	21
49	COMP LT MASTER	P4-21	SK19	YEL	8
50	UTILITY CMPT LT	P4-22	SK63	GRY	15
51	CELL PHONE PWR	P4-23	SK45	RED	21
52	STEP SYSTEM	P4-24	K2-87	GRY	29
53	STEP SYSTEM	D4-C	K2-87		

-----PLUG 9-----

54	RADAR DETECTOR	P9-1	SK4	ORN/BLK	31
55	AUX COMP REL PWR	P9-4	SK26	WHT	53
56	LOW WASH FLUID	P9-5	LO WASH ORN	BLK	11
57	LOW WASH FLUID	P9-6	LO WASH YEL	BLK	12
58	AUX STEP DASH LT	P9-8	K1-85	YEL	15
59	AUX STEP DASH LT	K1-85	K2-30		
60	STEP SYSTEM	K1-85	PRESSURE SW		
61	DASH LEDS MAS	P9-9	SK 35	ORN/BLK	46
62	AUX BAT	P9-11	K3-87	PUR	10
63	TOP DOOR LOCK PWR	P9-12	K10-30	ORN/BLK	18
64	TOP DOOR LOCK RLY	K10-30	K10-86		
65	TOP DOOR LOCK	P9-13	K10-87A	GRN	25
66	GEN AUTO START	P9-14	SK 61	GRN	71
67	A/T SYSTEM	P9-16	SK63	GRN	53
68	A/T SYSTEM	P9-18	K4-86	RED	1519
69	DOOR LOCK	P9-21	K6-30	BLK/YEL	1
70	DOOR LOCK	P9-22	K7-30	BLK	0
71	ELEC SEAT LH	P9-23	SK20	RED	15
72	TUNER/CASS MEMORY	P9-24	SK38	BLK	24

-----PLUG 10-----

73	CB RADIO PWR	P10-1	SK48	RED	5
74	MUSICAL HORN PWR	P10-2	SK50	BRN/ORG	4
75	BEDRM STEREO PWR	P10-3	SK53	BLU	10
76	TUNER/CASSETTE	P10-4	SK52	BLU/BLK	7
77	EQUALIZER PWR	P10-5	SK43	GRN	55
78	AUX BATT DROPOUT	P10-6	K12-30	YEL	1428A
79	DOOR LOCK PWR	P10-7	SK22	ORN	20
80	NEUTRAL SIG	P10-8	K8-85	WHT/BLK	1515L
81	NEUTRAL SIG	K8-85	K10-85		
82	RECP 12V PWR	P10-9	SK23	GRN	15
83	DOOR LOCK SW	P10-10	K6-86	BLK/YEL	2
84	BURG DOOR LOCKS	K6-86	D13-C		

REF	DESCRIPTION	FROM	TO	COLOR	NO
85	BURG DOOR LOCKS	D13-A	T/S3-4		
86	DOOR LOCK SW	P10-11	K7-86	BLK	1
87	DOOR LOCK MCD	K7-86	D11-C		
88	DOOR LOCK MOD	D11-A	T/S3-2		
89	BURG COMPT LOCKS	D11-C	D12-C		
90	BURG COMPT LOCKS	D12-A	T/S3-3		
91	LOW WASH FLUID	P10-14	LO WASH WHT	WHT	5
92	LOW WASH FLUID	P10-15	LO WASH WHT	WHT	7
93	LOW AIR BUZZ (+)	P10-17	SK3	ORN/BLK	19
94	A/T START SIG SW	P10-18	K4-87	PUR	1115A
95	PRK BRK SIG (+)	P10-19	K8-86	WHT/BLK	1515G
96	LEVEL JACK MSTR	P10-20	K8-87	BLU	22
97	MIRROR REM CNTL	P10-21	SK25	BLK/YEL	25
98	A/T START SIG	P10-22	K4-30	BLK	15
99	AUX BATT DROPOUT	K4-30	K12-86		
100	IGN RLY	P10-24	K36-86	BLK	1102J
101	IGN RLY	K36-86	R1-1		

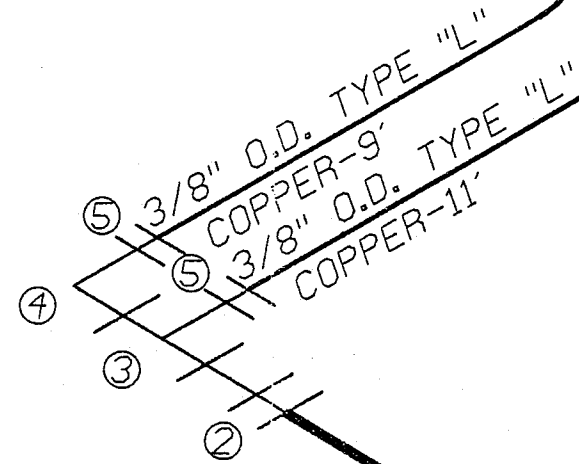
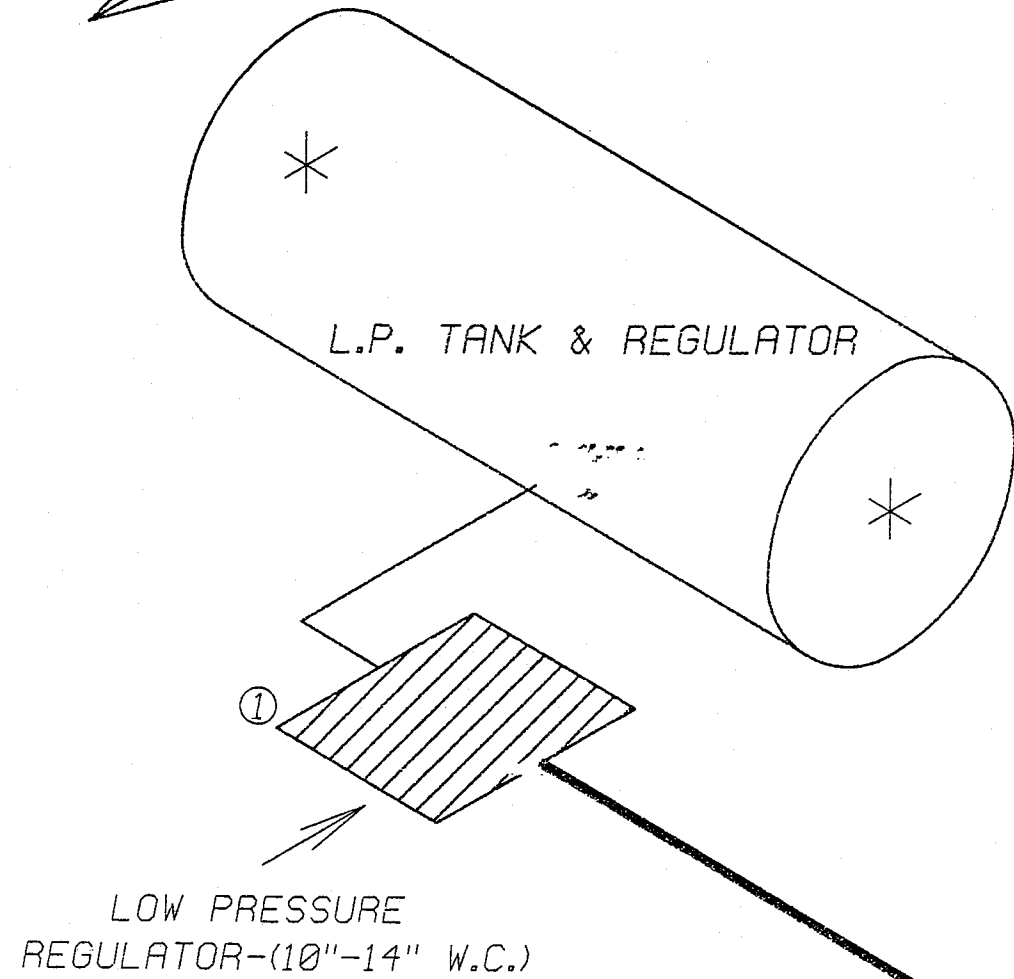
RANGE COOK TOP 14,000 BTUH

REFRIGERATOR 1,500 BTUH

FRONT OF UNIT

FITTING SCHEDULE

- 1 10"-14" W.C. TWO STAGE REGULATOR
- 2 5/8" FLARE X 1/2" FPT ADAPTER
- 3 1/2" STREET TEE
- 4 1/2" STREET ELBOW
- 5 3/8" FLARE X 1/2" MPT ADAPTER



5/8" O.D. TYPE "L" COPPER-12'

LET.	REVISIONS	DR.	APP.	CK.	ECN.	DATE

ECN. 9748 Blue Bird Wonderlodge FORT VALLEY, GEORGIA, U.S.A. SCALE NONE

DIAGRAM, L.P. GAS PIPING, STATE

CERTIFICATION 1998 WL LX/LXI

DR. 11/12/97 BY AMW
 App. 11/12/97 BY AMW
 CK. BY

SIZE B 6098131

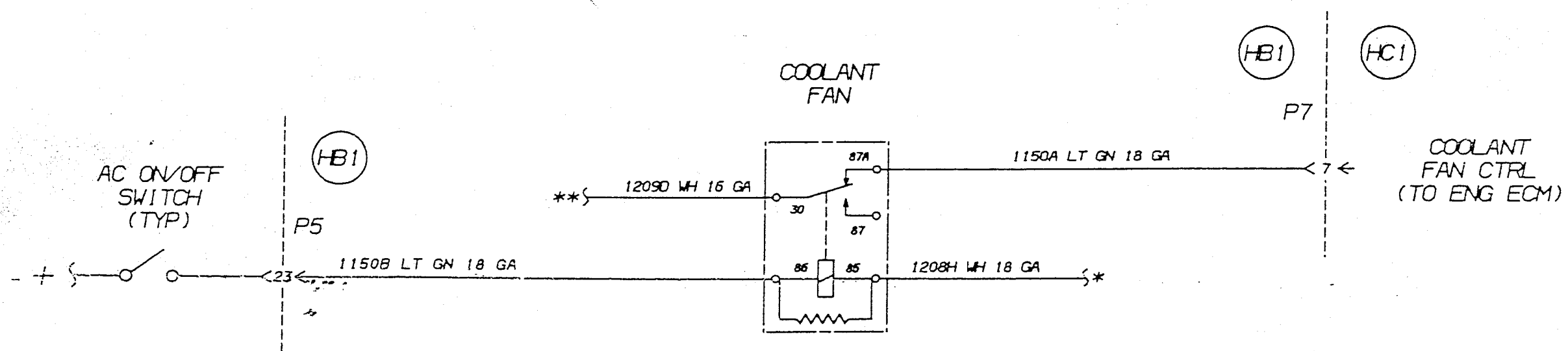
TOLERANCE ON ALL DIMENSIONS IS PLUS OR MINUS UNLESS OTHERWISE SPECIFIED.

INACTIVATES NOS 6068670
 REPLACED BY NOS

FINISH COLOR OR TYPE
 RAW PAINT
 PRIME PLATING
 OTHER

MATERIAL:
 FLAT SIZE:

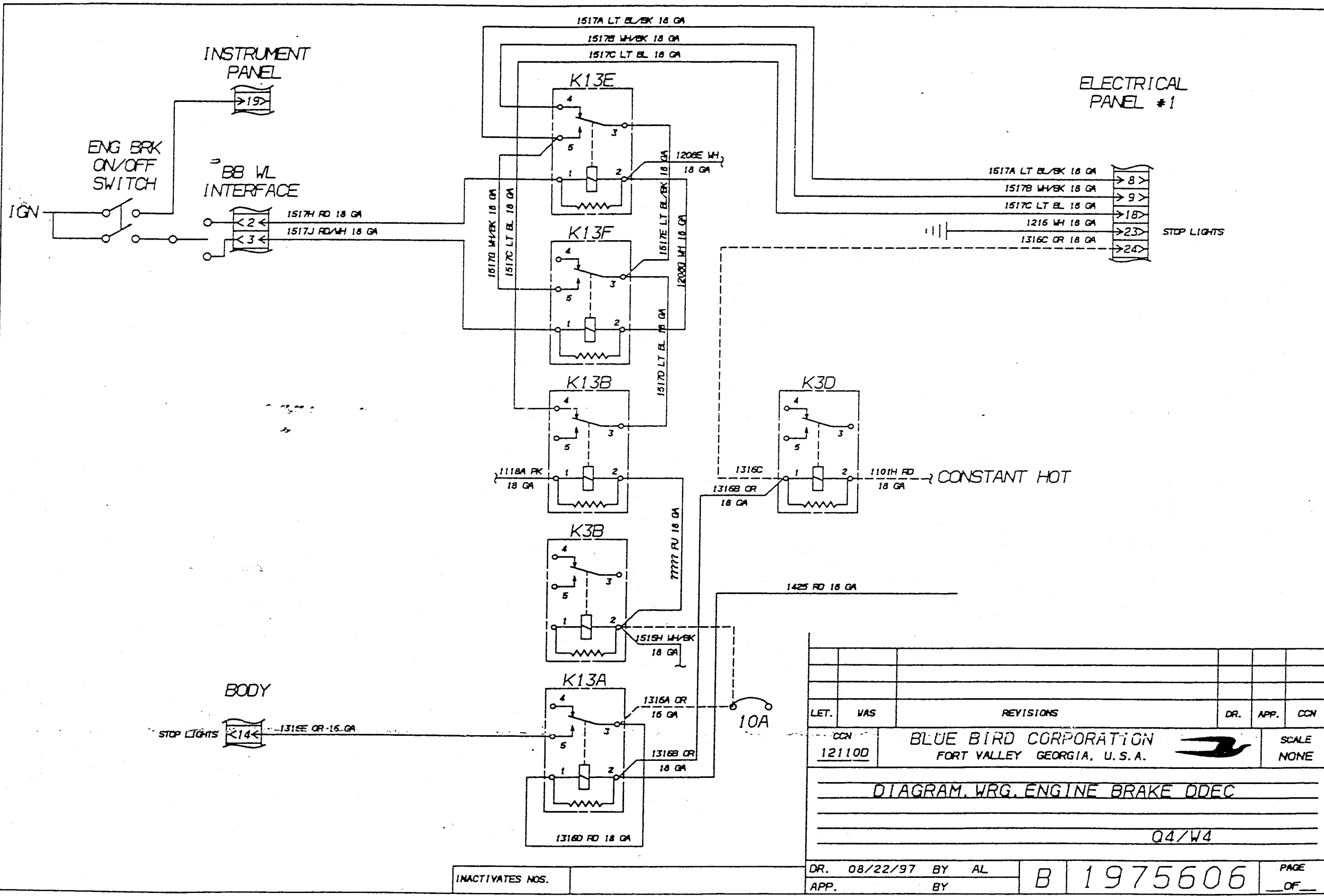
rjvettel FRAME 1 FEBRUARY 5, 1998 14.21.12



* SEE DIAGRAM, WRG, GROUND DISTRIBUTION
 ** SEE DIAGRAM, WRG, ECM RETURN DISTRIBUTION

INACTIVATES NOS.

LET.	WAS	REVISIONS	DR.	APP.	CCN
CCN 12243B	BLUE BIRD CORPORATION FORT VALLEY GEORGIA, U.S.A.			SCALE NONE	
DIAGRAM, WRG, COOLANT FAN CONTROL, DDEC					
Q4/W4					
DR.	1/28/98	BY	AL	B 1975580	PAGE
APP.	2/5/98	BY	RV		OF



r Jvettel FRAME 1 OCTOBER 27, 1997 07.54.48

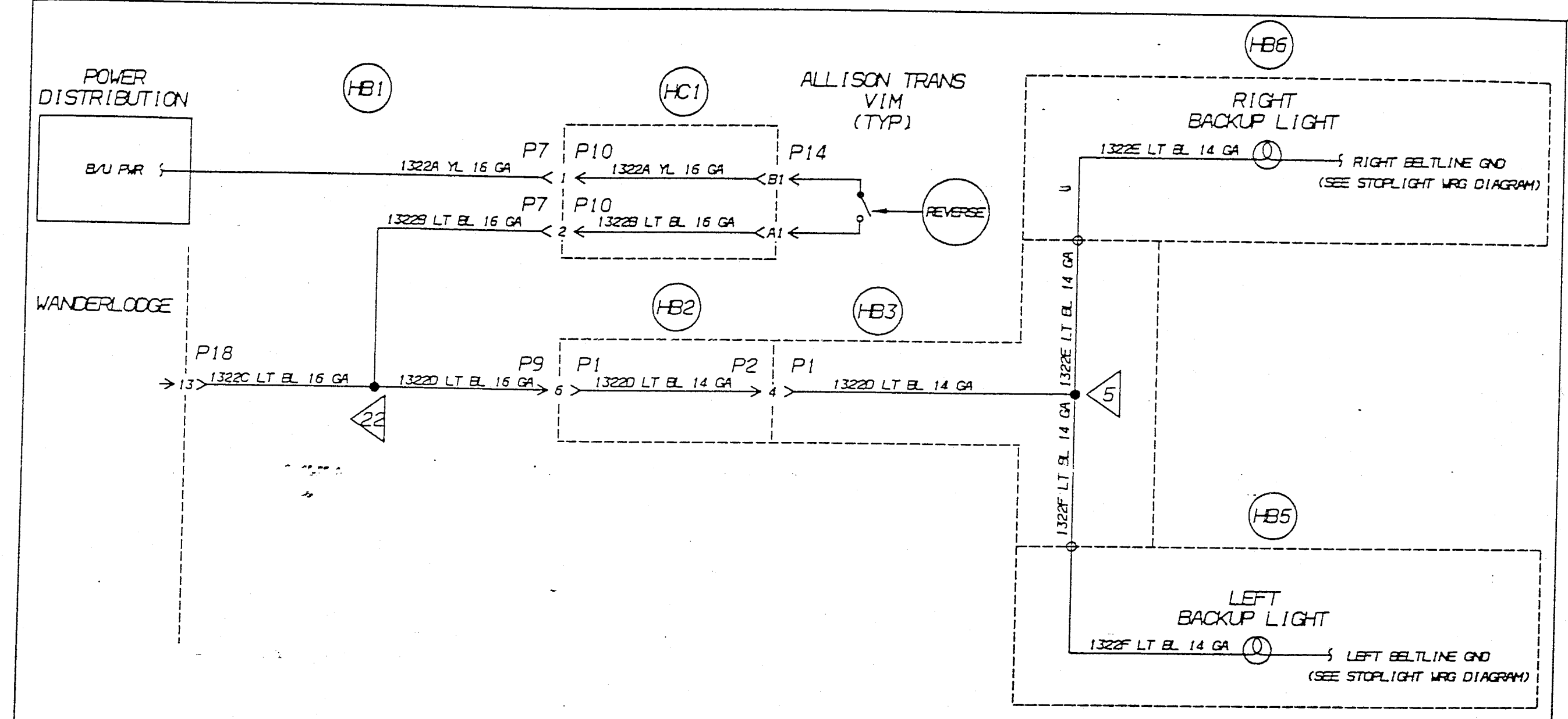
LET.	VAS	REVISIONS	DR.	APP.	CCN
CCN	121100	BLUE BIRD CORPORATION FORT VALLEY GEORGIA, U.S.A.			SCALE NONE
DIAGRAM.WRG.ENGINE BRAKE DDEC					
Q4/W4					
DR. 08/22/97 BY AL			B 1975606		PAGE
APP. BY					OF

INACTIVATES NOS.

rjvettel FRAME 1 DECEMBER 4, 1997 07.49.45

10 0004 001101111, 1110, 1101110, 1110111

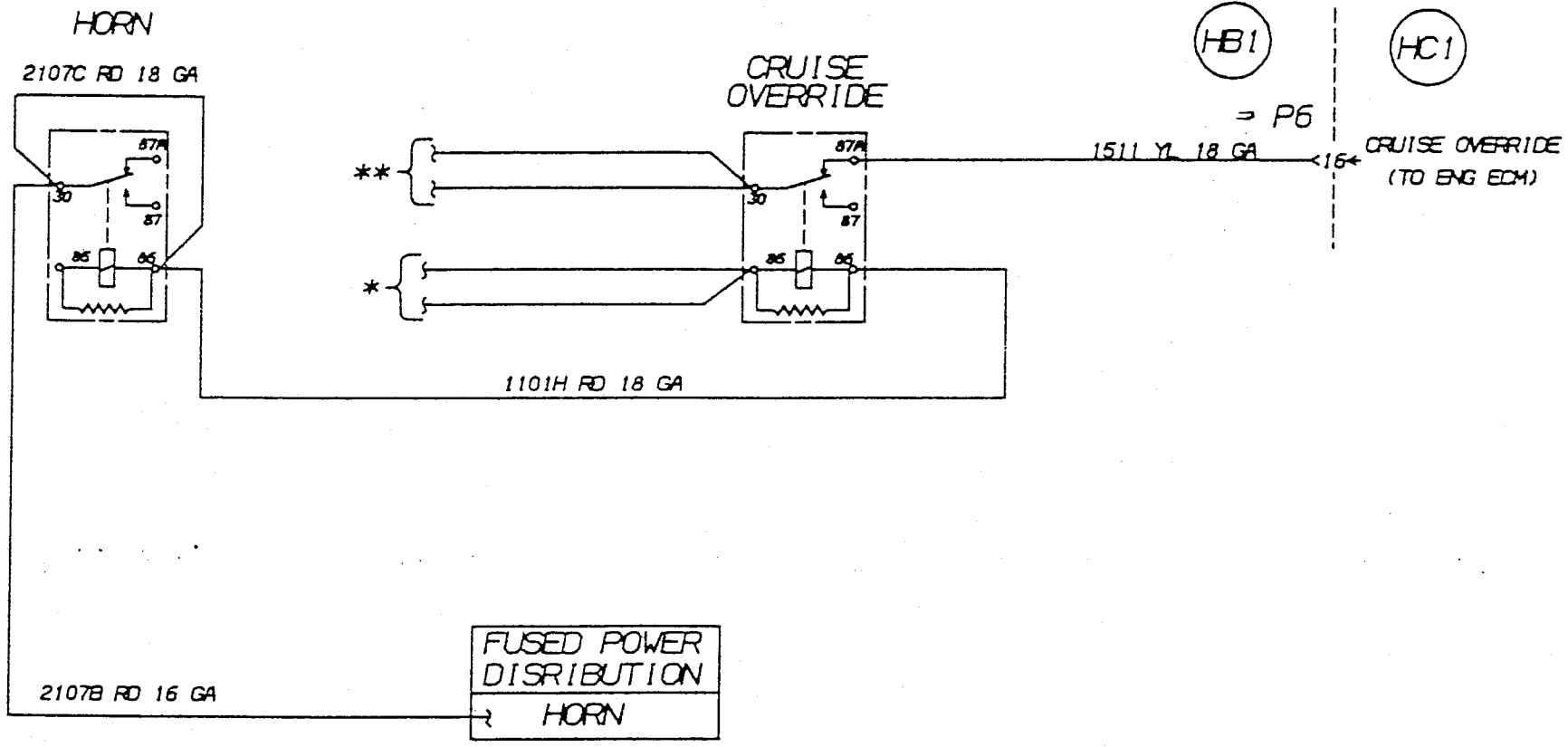
11111111100101111



LET.	WAS	REVISIONS	DR.	APP.	CON
CON 12110G	BLUE BIRD CORPORATION FORT VALLEY GEORGIA, U.S.A.			SCALE NONE	
DIAGRAM, WRG. LIGHTS, BACK UP					
W4RE					
DR. 11/07/97 BY AL		B	1980994	PAGE	
APP. 12/04/97 BY RV				OF	

INACTIVATES NOS.

r Jvettel FRAME 1 FEBRUARY 5, 1998 16.46.16

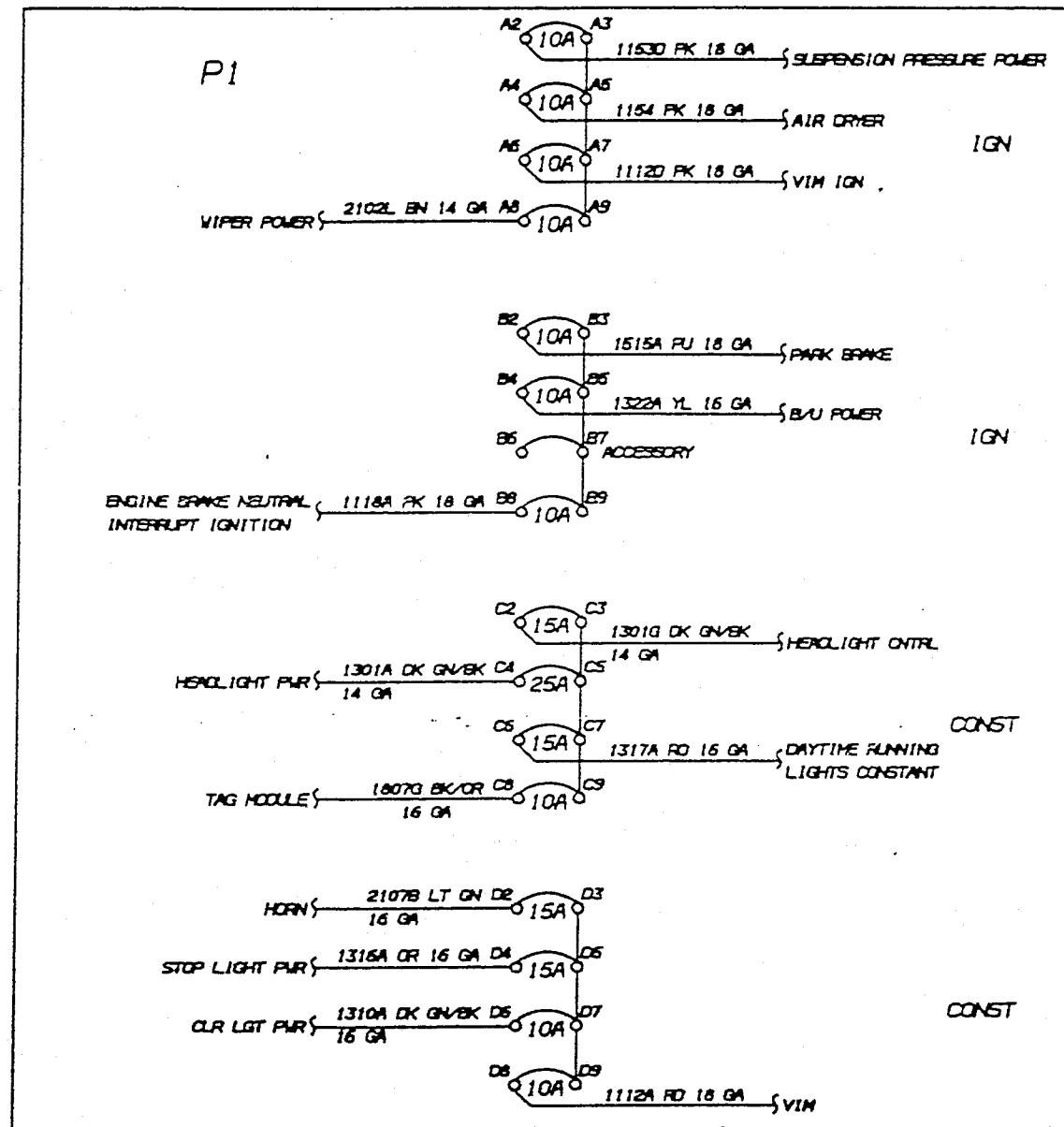
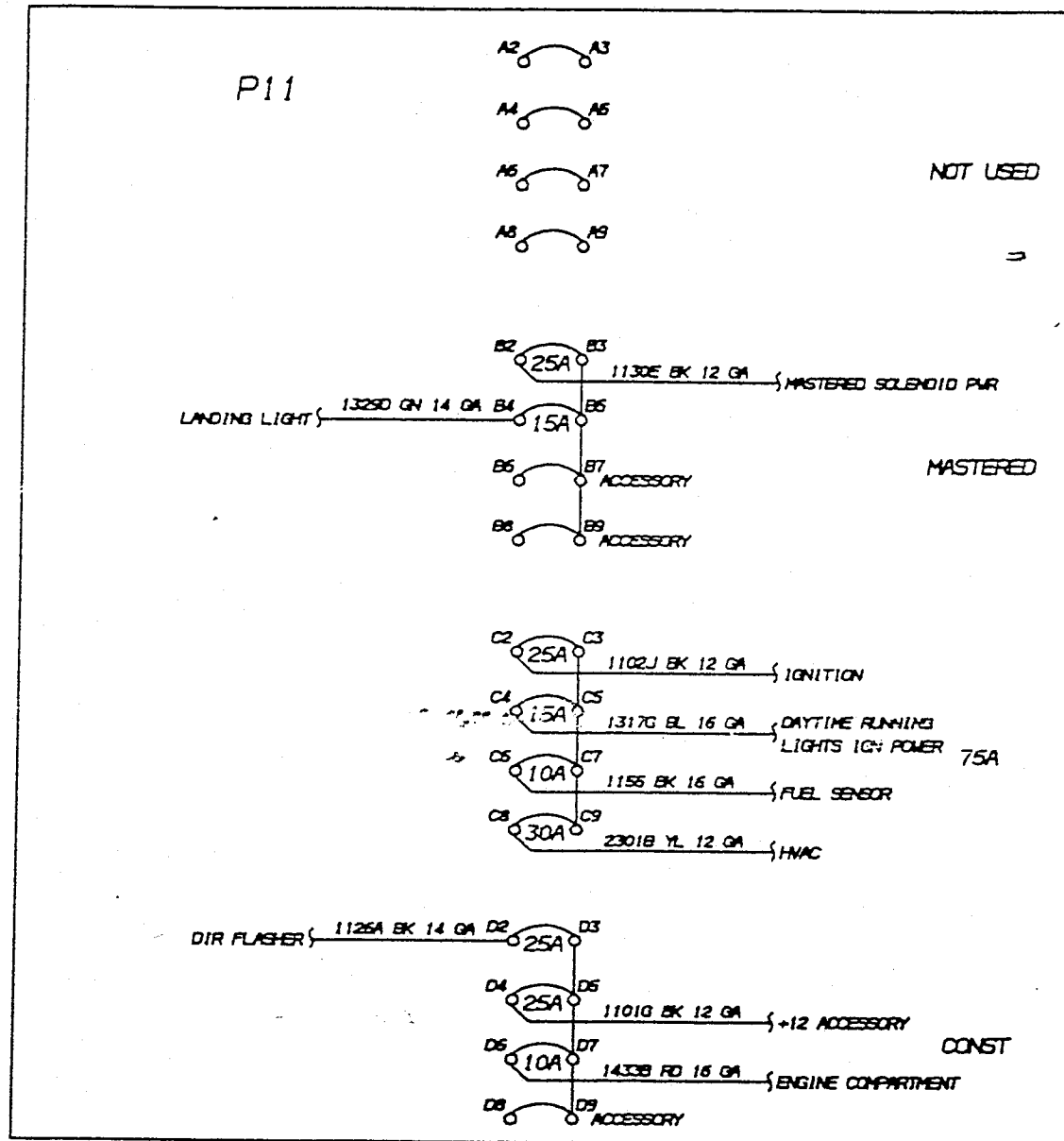


* SEE DIAGRAM, WRG, STOP LIGHTS
 ** SEE DIAGRAM, WRG, ECM RETURN

INACTIVATES NOS.

LET.	WAS	REVISIONS	DR.	APP.	CCN
CCN 12243B	BLUE BIRD CORPORATION FORT VALLEY GEORGIA, U.S.A.			SCALE	
DIAGRAM, WRG, CRUISE OVERRIDE, DDEC					
Q4/W4					
DR.	1/29/98	BY	RY	B	1985787
APP.	2/5/98	BY	RY		
				PAGE	
				OF	

rjvettel FRAME 1 FEBRUARY 5, 1998 16.48.17



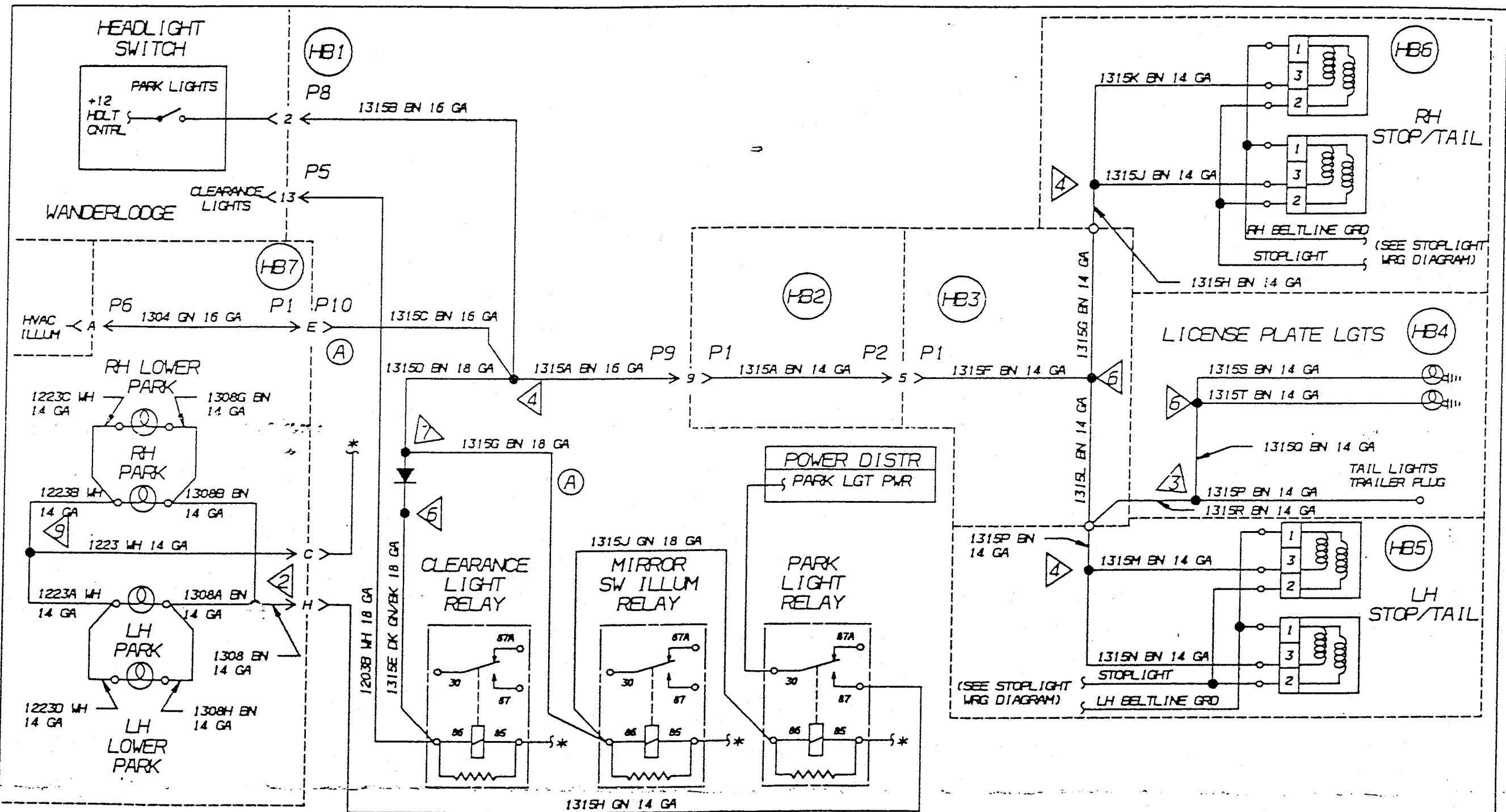
A	---	SWAP P1 AND P11 DETAILS	RV	RV	122438
LET.	WAS	REVISIONS	DR.	APP.	CCN
CCN	12110G	BLUE BIRD CORPORATION FORT VALLEY GEORGIA, U.S.A.	SCALE		---
DIAGRAM, WRG. POWER DISTRIBUTION, FUSED					
W4RE					
DR.	11/10/97	BY	AL	B	1988591
APP.	12/4/97	BY	RV		PAGE OF

INACTIVATES NOS.

Jvettel FRAME 1 JANUARY 8, 1998 09.38.57

10000011 DBDIT01111, W10, L101111, F11111, T11111

W1111111111111111111111

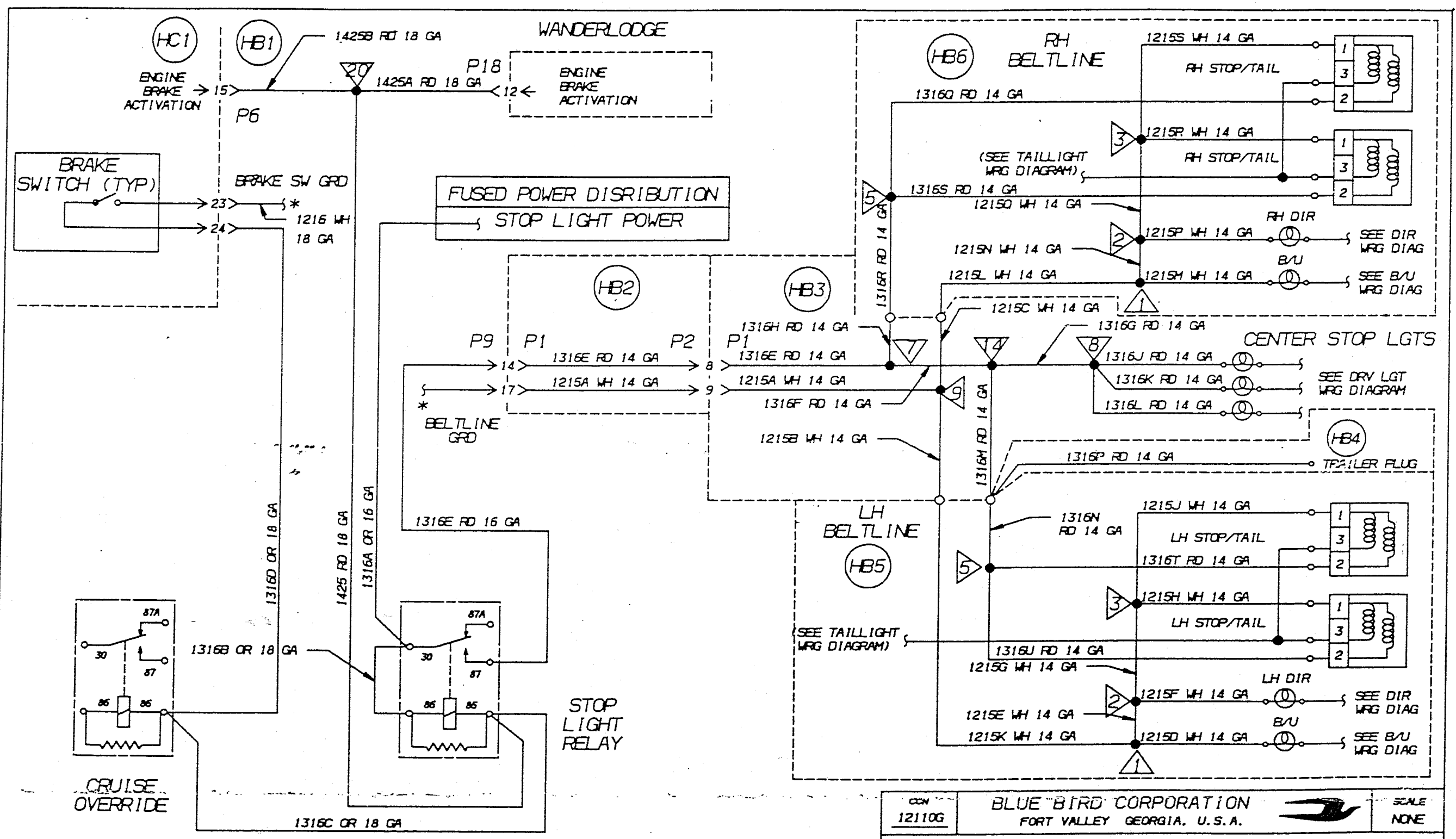


* SEE GROUND DISTRIBUTION WRG DIAGRAM

LET.	REV.	REVISIONS	DR.	APP.	CCN
A	—	CHG 1315G; CORRECT CONN GENDER	RV	RV	12110H
WAS					

CCN 12110G	BLUE BIRD CORPORATION FORT VALLEY GEORGIA, U.S.A.		SCALE NONE
DIAGRAM, WRG, LIGHTS, PARK, TAIL			
W4RE			
DR. 11/11/97	BY RV	B	PAGE
APP. 12/4/97	BY RV	1989391	OF

rjvettel FRAME 1 FEBRUARY 5, 1998 16.50.31

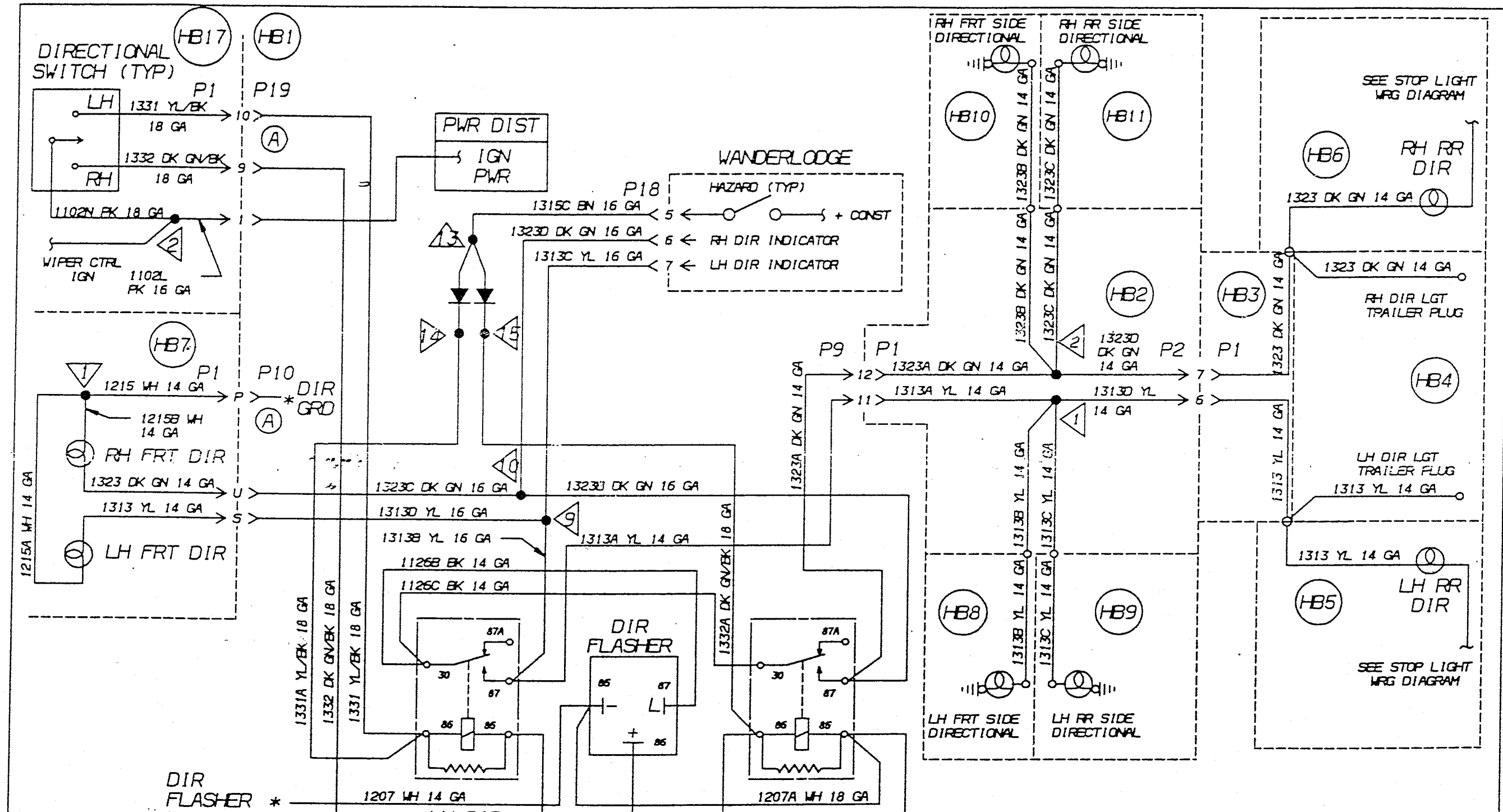


* SEE GRD DISTRIBUTION WRG DIAGRAM

INACTIVATES NOS.	A	—	ADD STOP LGT PWR CIRC	RV	RV	2/5/98	122438
LET.	WAS		REVISIONS	DR.	APP.	CON	

CCN 12110G	BLUE BIRD CORPORATION FORT VALLEY GEORGIA, U.S.A.	SCALE NONE
DIAGRAM, WRG, LIGHTS, STOP		
W4RE		
DR. 11/11/97	BY RV	B 1989409
APP. 12/4/97	BY RV	
		PAGE OF

rjvettel FRAME 1 FEBRUARY 5, 1998 16.52.47



DIR FLASHER *
DIR FLASHER

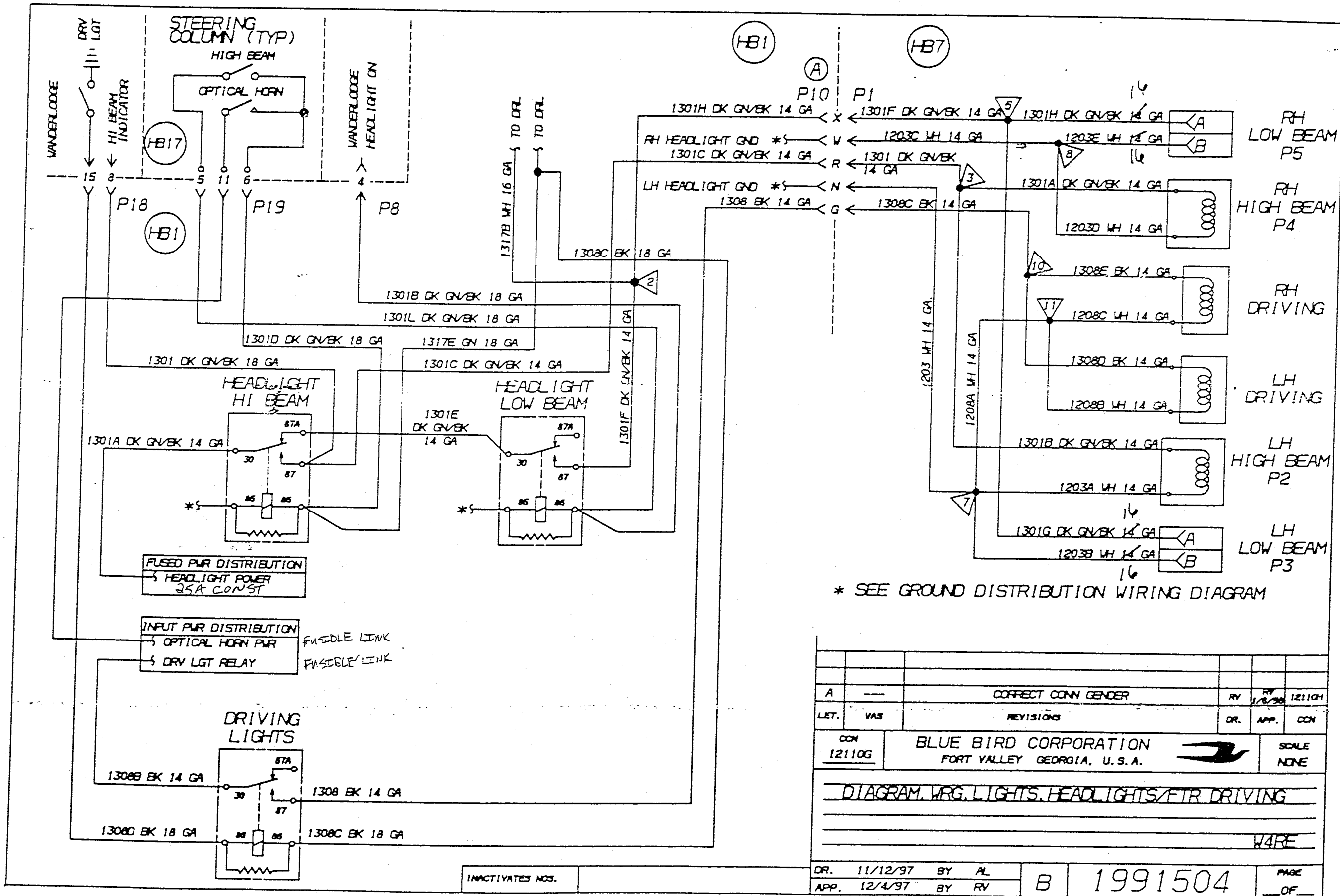
PWR DIST
DIR FLASHER

SEE GROUND DISTRIBUTION WRG DIAGRAM

B	---	ADD FLASHER TERMINAL NUMBERS	RV	2/2/98	122435
A	---	CORRECT CONN GENDER	RV	1/3/98	12110H
LET.	WAS	REVISIONS	DR.	APP.	CCN

CCN 12110G	BLUE BIRD CORPORATION FORT VALLEY GEORGIA, U.S.A.	SCALE NONE
DIAGRAM WRG. LIGHTS. DIRECTIONAL		
W4RE		
DR. 11/12/97	BY RV	B 1989482
APP. 12/4/97	BY RV	
		PAGE OF

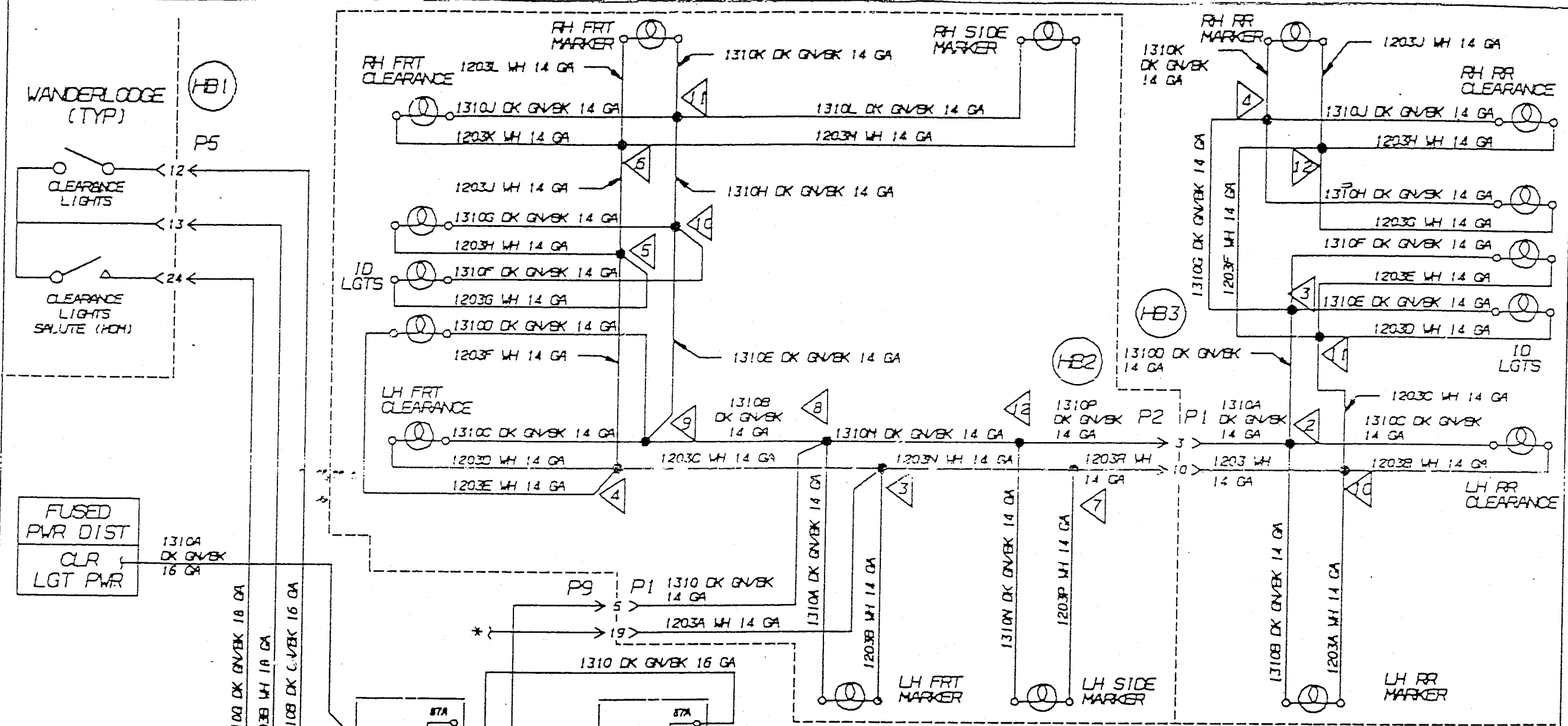
rjvetel FRAME 1 JANUARY 8, 1998 09.44.29



* SEE GROUND DISTRIBUTION WIRING DIAGRAM

A		CORRECT CONN GENDER		RV	RV	12/11/01
LET.	VAS	REVISIONS		DR.	APP.	CON
CON	12110G	BLUE BIRD CORPORATION FORT VALLEY GEORGIA, U.S.A.			SCALE NONE	
DIAGRAM, WRG. LIGHTS, HEADLIGHTS/FR DRIVING						
W4RE						
DR.	11/12/97	BY	AL	B	1991504	PAGE
APP.	12/4/97	BY	RV			OF

FRAME 1 FEBRUARY 10, 1998 11.24.16
 aklawler



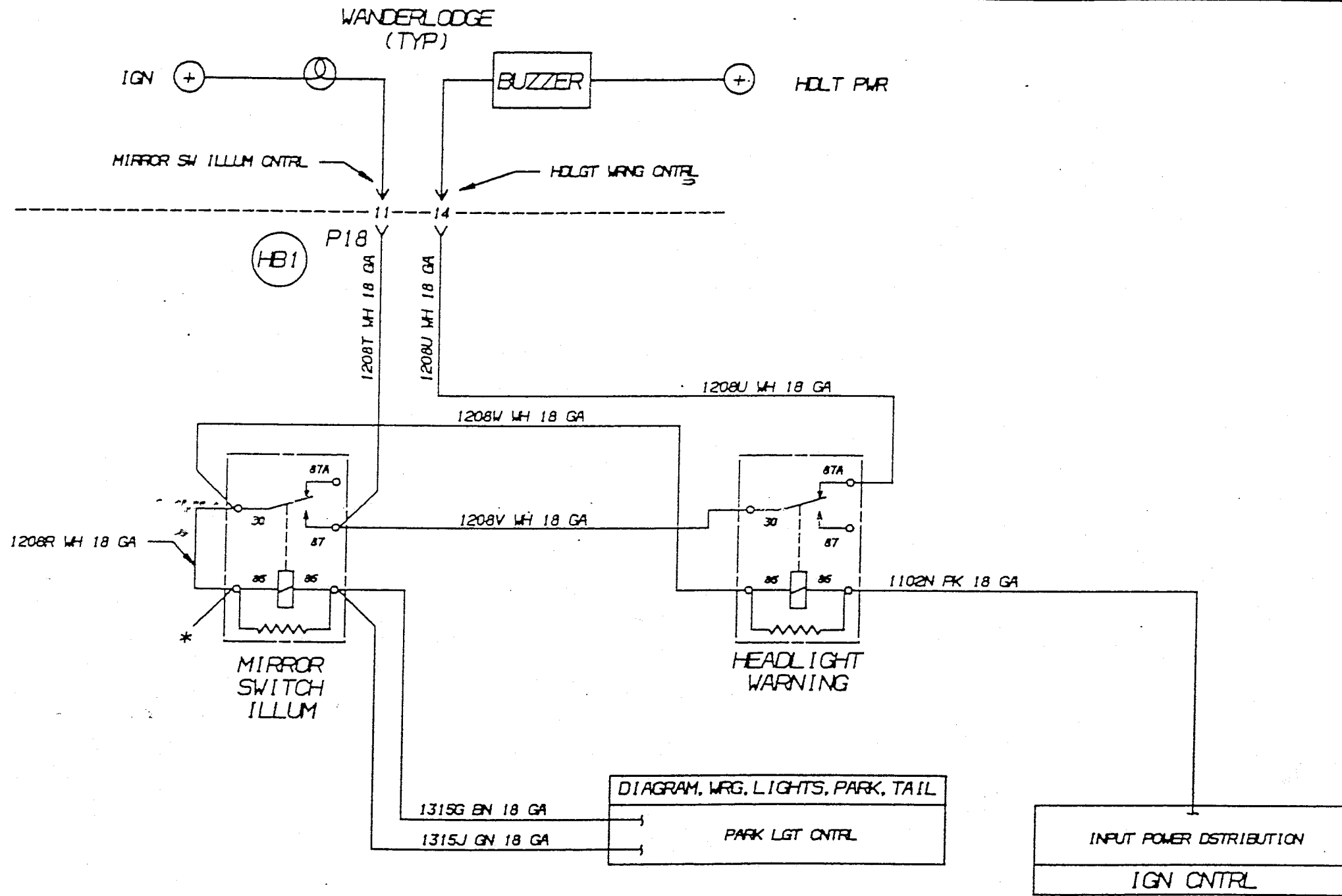
** SEE WRG DIAGRAM
 (A) →
 *** DK GVEK 18 GA

- * SEE GROUND DISTR WRG DIAGRAM
- ** SEE (B4) TAIL LIGHTS WRG DIAGRAM
(W4) TAIL, PARK LIGHTS WRG DIAGRAM
- *** (B4) = 1310C
(W4) = 1315

CON 12110G	BLUE BIRD CORPORATION FORT VALLEY GEORGIA, U.S.A.	SCALE NONE
DIAGRAM WRG. LIGHTS, MARKER, ID		
(A) B4/W4		
DR. 11/17/97	BY RV	B 1991546
APP. 12/1/97	BY RV	
INACTIVATES NOS.		PAGE OF


REV.	DATE	DESCRIPTION	BY	APP.	CON.
A	11/17/97	CHG'D DWG DESOR & CIRC *; ADDED B4 WIRING	AL	RV	12243B
LET.	1/15/98	REVISIONS	DR.	APP.	CON.

Jvettel FRAME 1 JANUARY 8, 1998 09.49.04

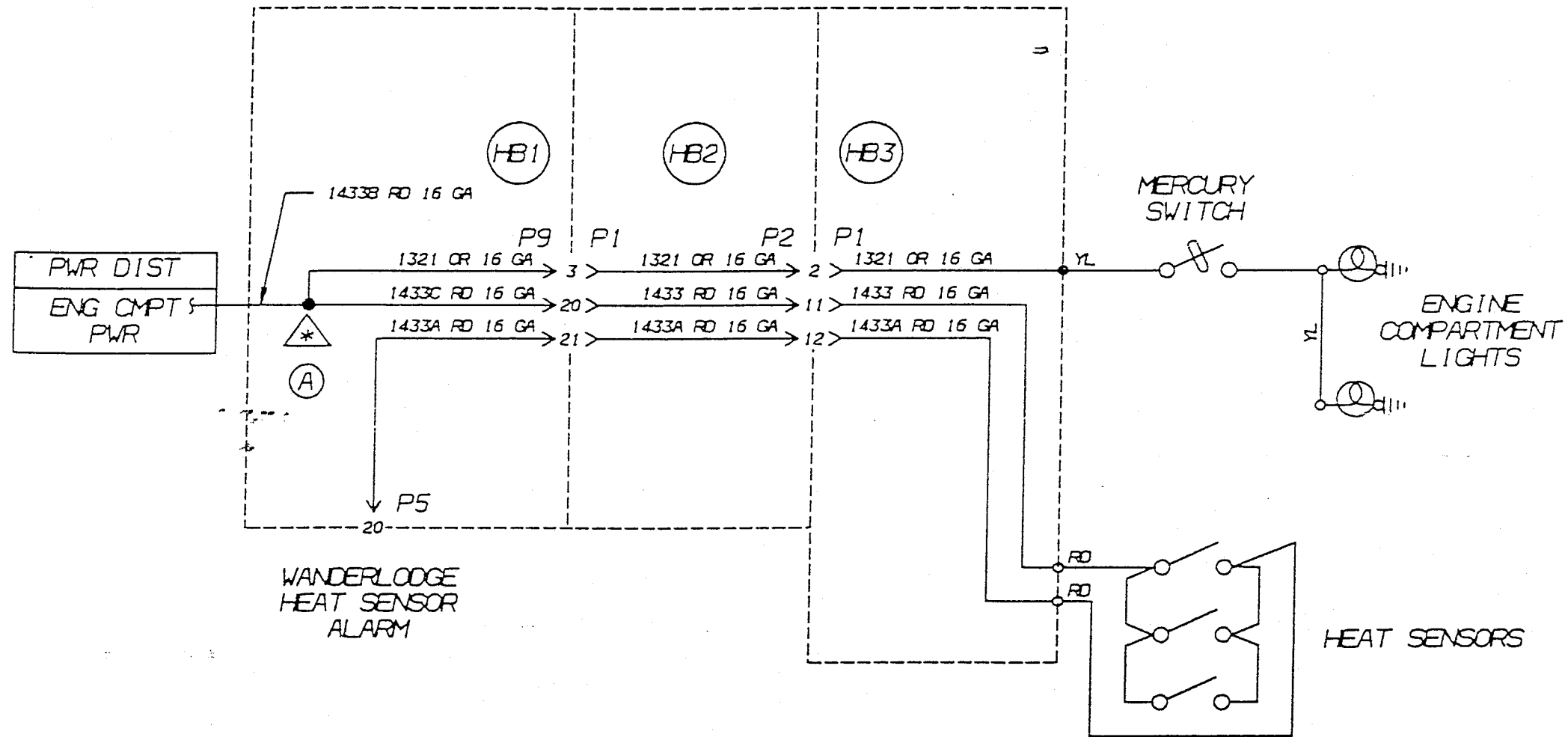


⊛ SEE GROUND DISTRIBUTION



INACTIVATES NOS.	LET.	VAS	REVISIONS	DR.	APP.	CON

CON 12110H	BLUE BIRD CORPORATION FORT VALLEY GEORGIA, U.S.A.		SCALE NONE
DIAGRAM, WRG. MIRROR SW ILLUM, HOLT WRNG			
WARE			
DR. 11/19/97	BY AL	B	1991553
APP. 1/8/98	BY RV		
PAGE			OF

rjvettel FRAME 1 FEBRUARY 5, 1998 17.09.06



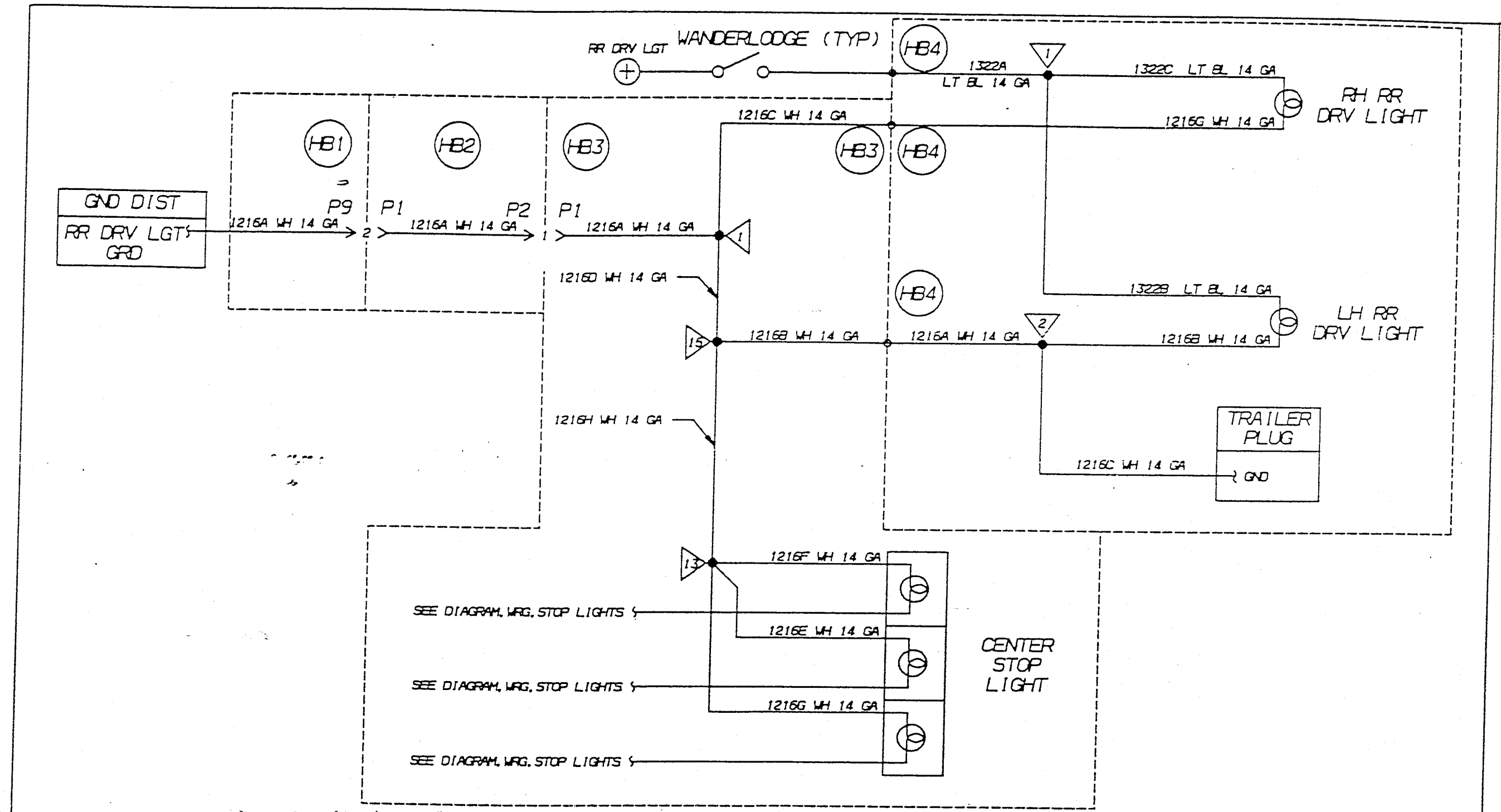
(A)

* B4/Q4, M11 - 
 Q4/W4, DDEC = 

CON 12110G	BLUE BIRD CORPORATION FORT VALLEY GEORGIA, U.S.A.	SCALE NONE
DIAGRAM, WRG, LIGHTS, ENG CMPT		
(A) B4/Q4/W4		
DR. 11/19/97 BY AL	B	1991579
APP. 12/4/97 BY RV		
INACTIVATES NOS.	LET. WAS	REVISIONS
	A	W4FE ADDED B4/Q4 TO DWG
	AL	EA 2/2/98 122438
DR. APP. CON		

rjvettel FRAME 1 DECEMBER 4, 1997 09.51.26

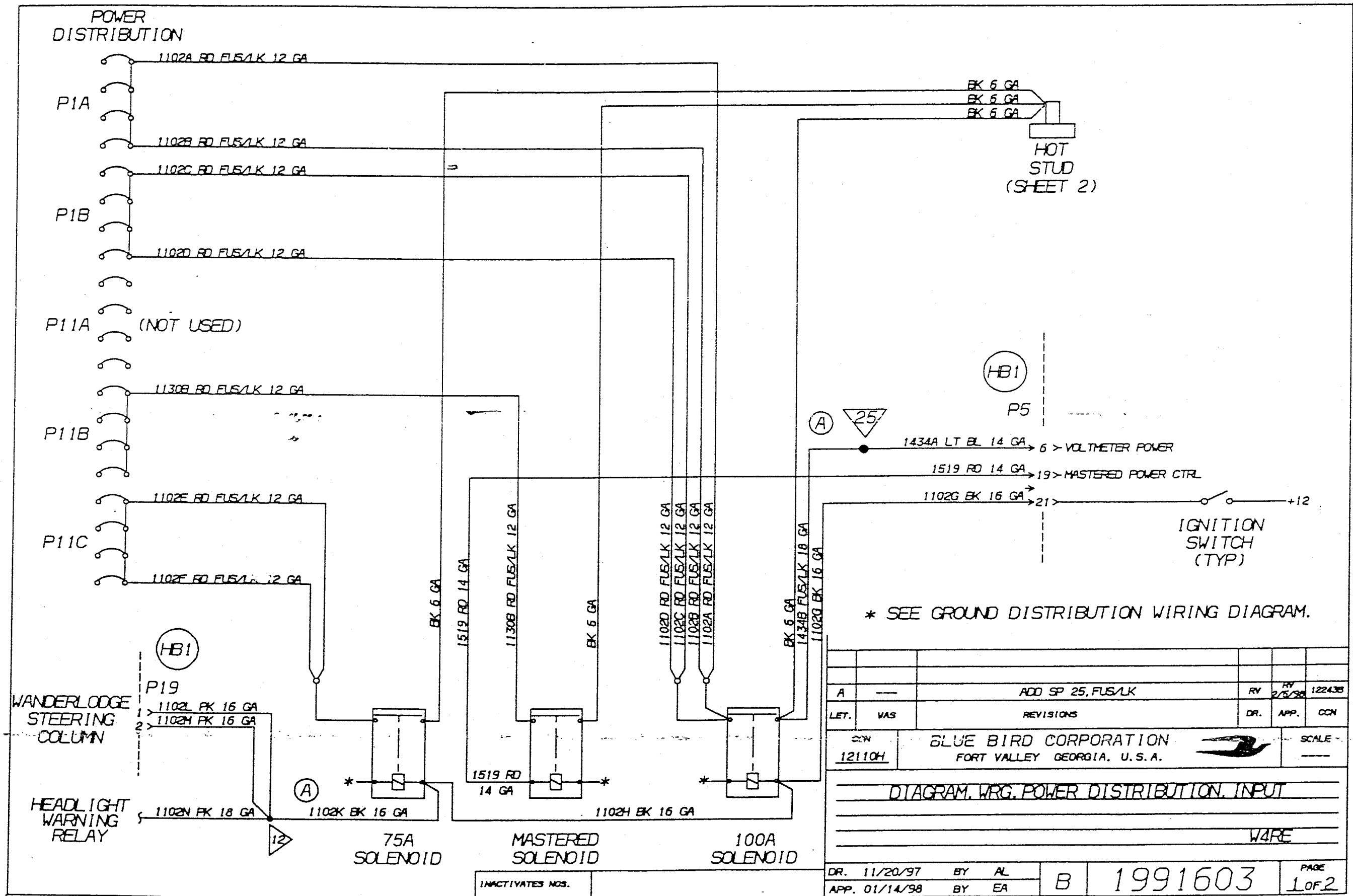
WIRING DIAGRAM FOR LIGHTS, REAR DRIVING



INACTIVATES NOS.	LET.	WAS	REVISIONS	DR.	APP.	CCN

CCN 12110G	BLUE BIRD CORPORATION FORT VALLEY GEORGIA, U.S.A.	SCALE NONE
DIAGRAM, WRG. LIGHTS, REAR DRIVING		
W4RE		
DR. 11/19/97 BY AL	B	1991587
APP. 12/4/97 BY RV		
PAGE		OF

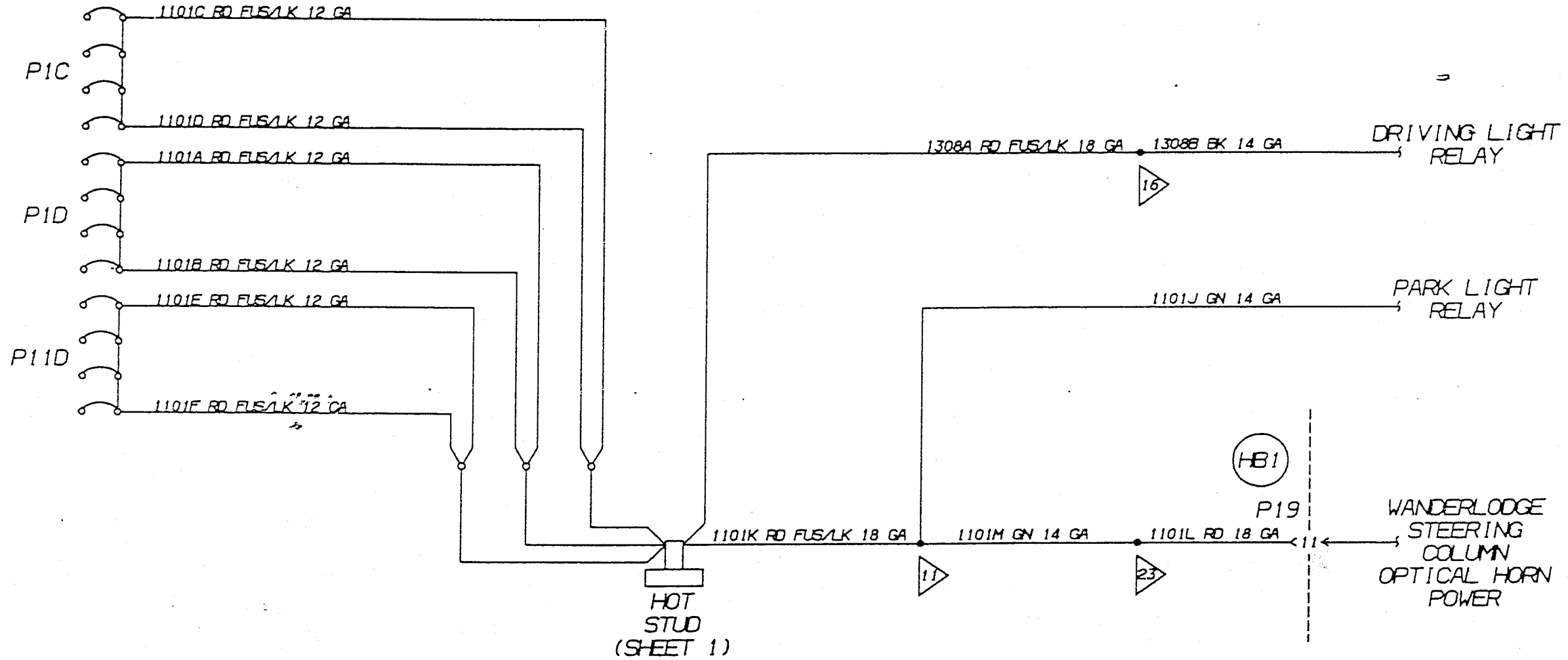
rjvettel FRAME 1 FEBRUARY 6, 1998 07.15.09



A		ADD SP 25, FUS/LK		RV	RY	122435
LET.	VAS	REVISIONS		DR.	APP.	CCN
CON	12110H	BLUE BIRD CORPORATION FORT VALLEY GEORGIA, U.S.A.			SCALE	
DIAGRAM, WRG. POWER DISTRIBUTION, INPUT						
WARE						
DR.	11/20/97	BY	AL	B	1991603	PAGE
APP.	01/14/98	BY	EA			1 OF 2

1991603H BU1HG0HM, WRG, POWER DISTRIBUTION, INPUT W4RC122430PUCZHLNV

POWER DISTRIBUTION



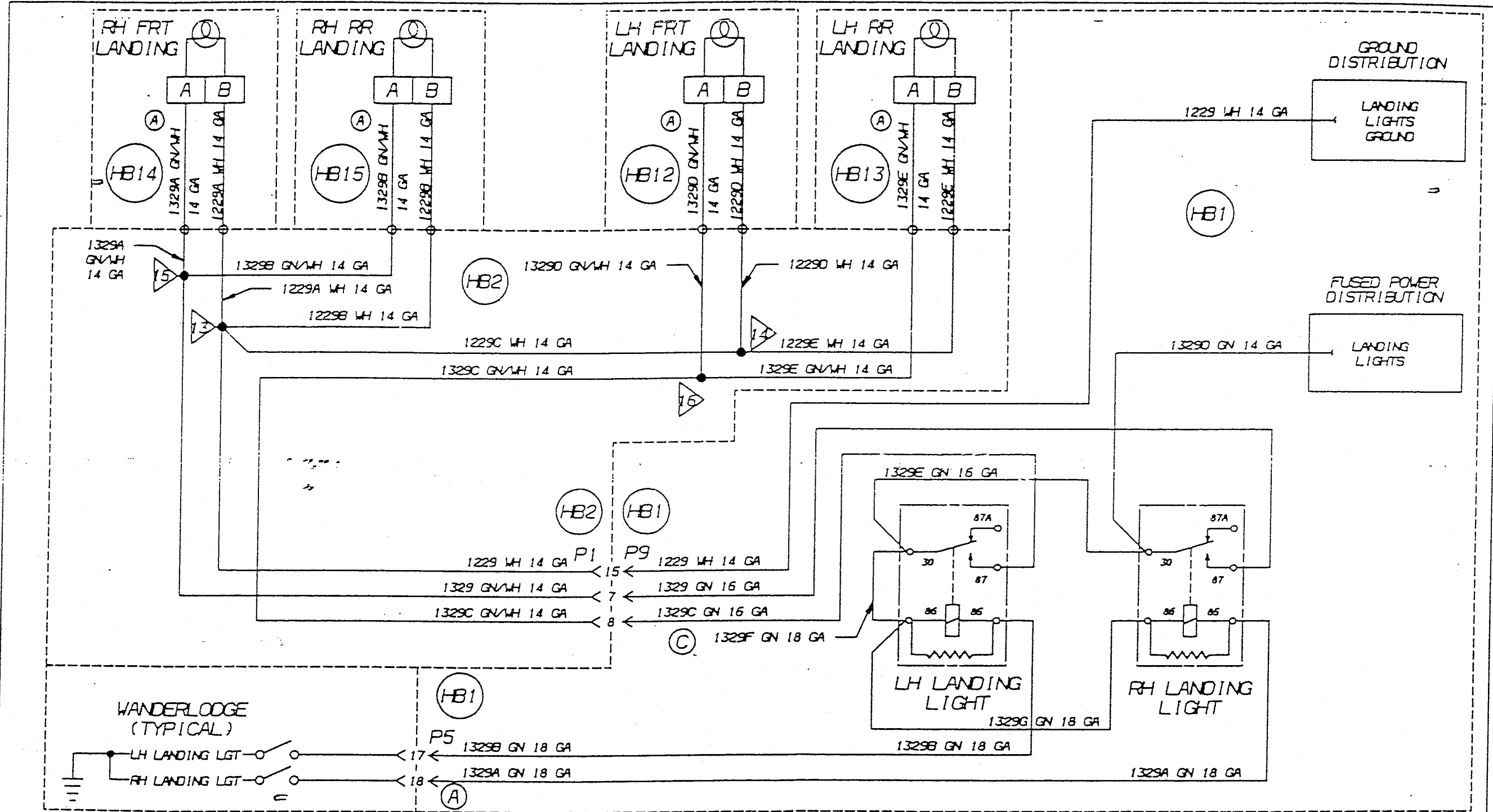
HOT STUD (SHEET 1)

A	---	SEE SHEET 1	RV	RV	12243B
LET.	WAS	REVISIONS	DR.	APP.	CCN
CCN	BLUE BIRD CORPORATION		SCALE		
12110H	FORT VALLEY GEORGIA, U.S.A.		---		
DIAGRAM, WRG, POWER DISTRIBUTION, INPUT					
WARE					
DR.	11/20/97	BY	AL	B	1991603
APP.	01/14/98	BY	RV		
					PAGE
					2 OF 2

INACTIVATES NOS.

rjvettel FRAME 1 FEBRUARY 6, 1998 07.17.10

rjvettel FRAME 1 FEBRUARY 24, 1998 07.34.56



12110G BLUE-BIRD CORPORATION FORT VALLEY GEORGIA, U.S.A. SCALE NONE

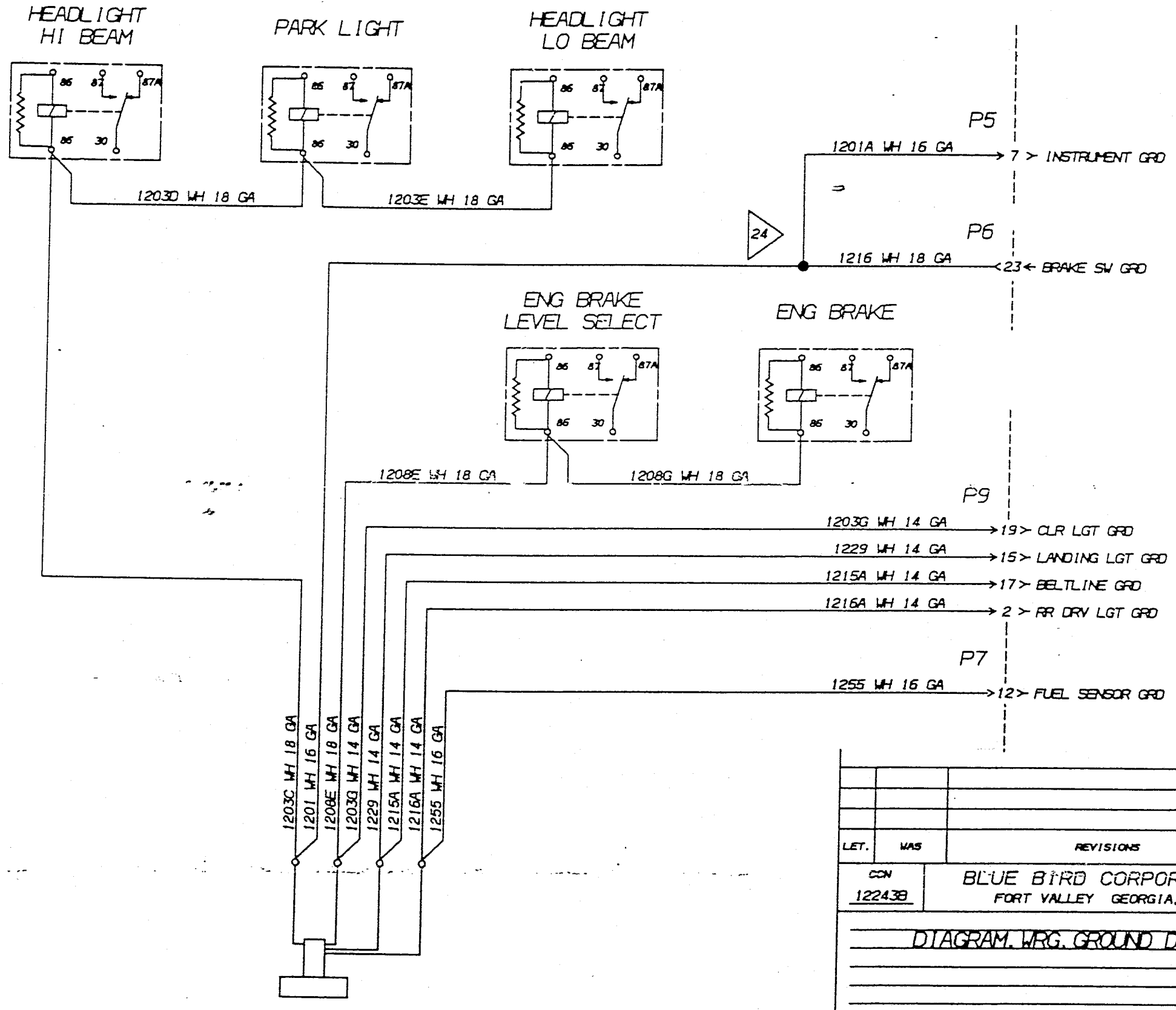
DIAGRAM WRG LIGHTS LANDING

REV	BY	DATE	CON
C	—		12243F
B	WARE		12110H
A	GN		12110H
LET.	WAS		

REVISIONS
CHANGED WIRE GAUGE
CHANGED DRAWING DESCRIPTION
CHG TO GN/WH; CORRECT CONN GENDER

DR.	11/19/97	BY	AL	B	1991611	SCALE	NONE
APP.	12/4/97	BY	RV			PAGE	OF

rjvettel FRAME 1 FEBRUARY 6, 1998 07.20.22

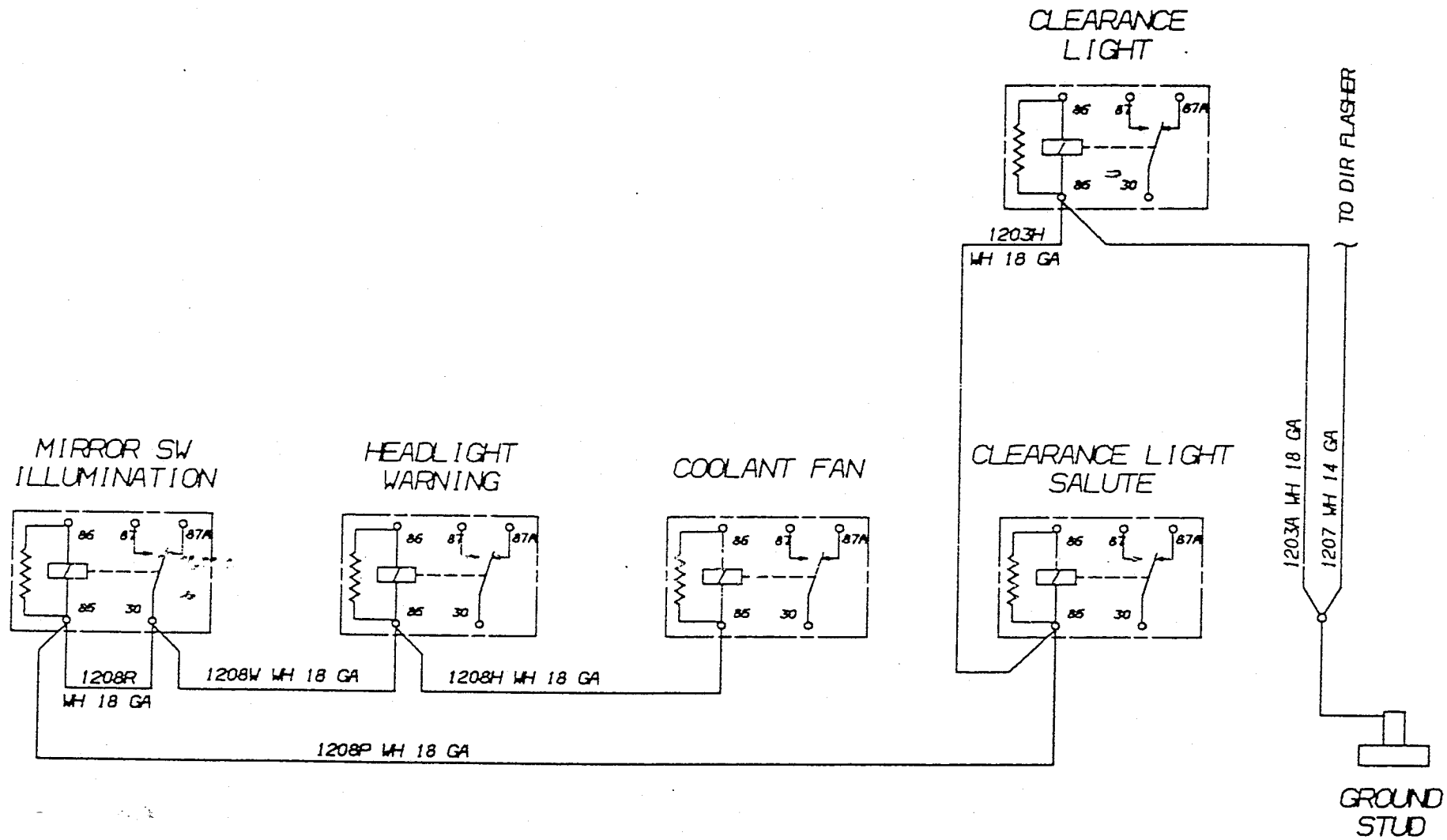


GROUND STUD

INACTIVATES NOS.

LET.	WAS	REVISIONS	DR.	APP.	CCN
CCN	BLUE BIRD CORPORATION			SCALE	
12243B	FORT VALLEY GEORGIA, U.S.A.			—	
DIAGRAM, WRG. GROUND DISTRIBUTION, DDEC					
WARE					
DR.	12/12/97	BY	AL	B	1995331
APP.	2/6/98	BY	EA		
				PAGE	1 OF 5

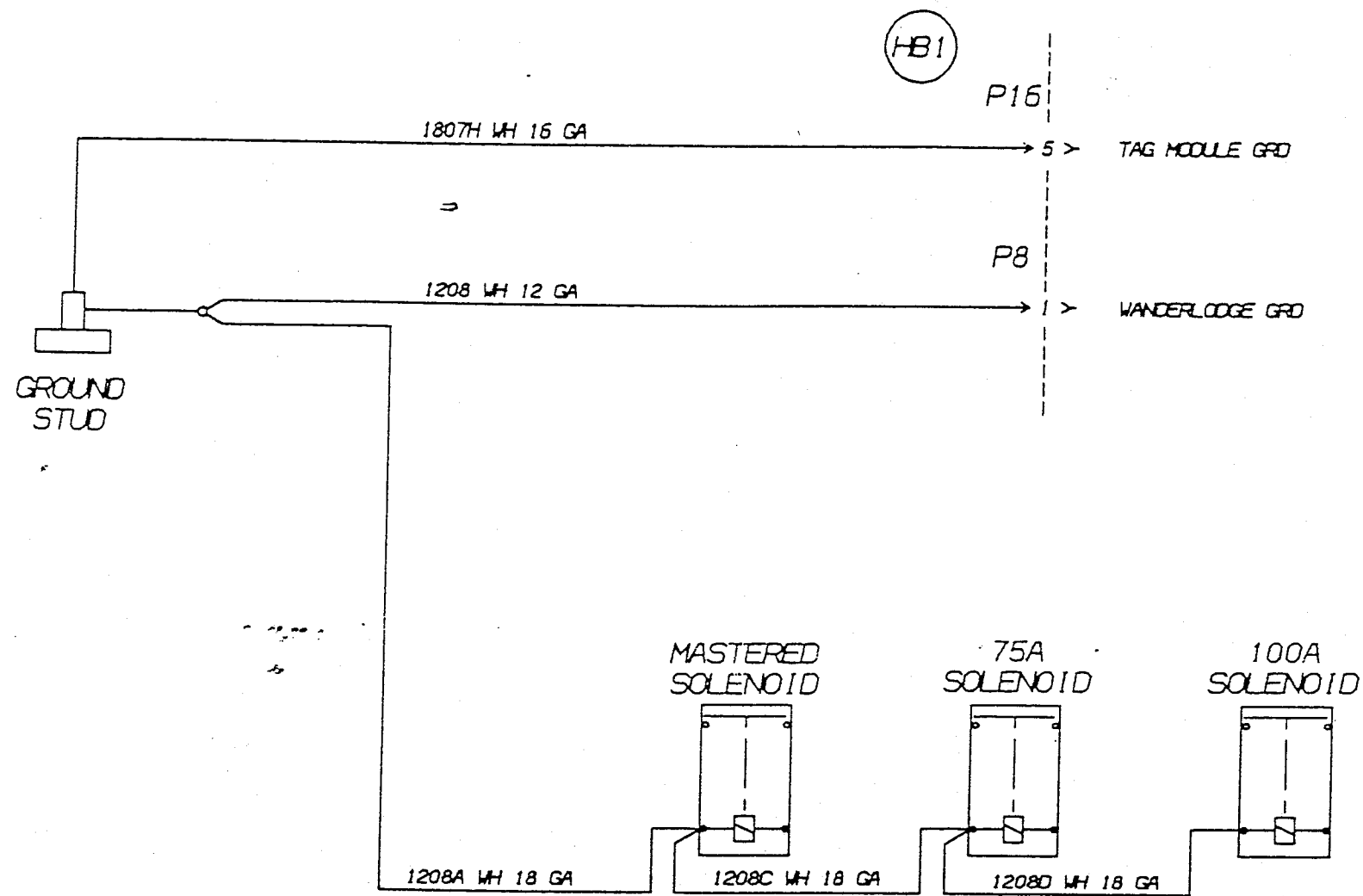
rjvettel FRAME 1 FEBRUARY 6, 1998 07.23.10



LET.	MAS	REVISIONS	DR.	APP.	CCN
CCN 122438	BLUE BIRD CORPORATION FORT VALLEY GEORGIA, U.S.A.			SCALE ---	
DIAGRAM, WRG. GROUND DISTRIBUTION, DOEC					
WARE					
DR. 12/12/97	BY AL	B	1995331	PAGE 2 OF 5	
APP. 2/6/98	BY EA				

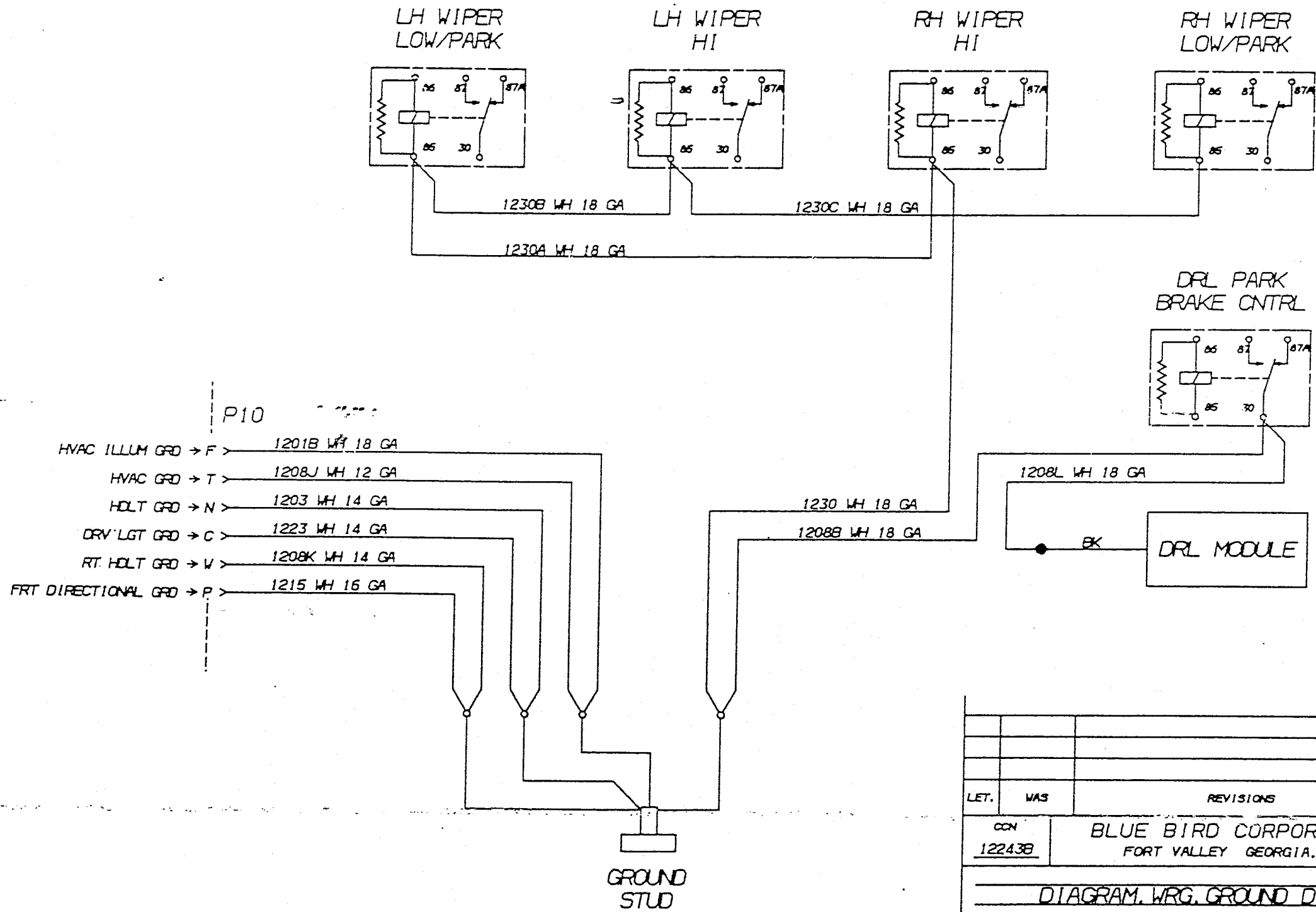
INACTIVATES NOS.

rjvettel FRAME 1 FEBRUARY 6, 1998 07.28.42



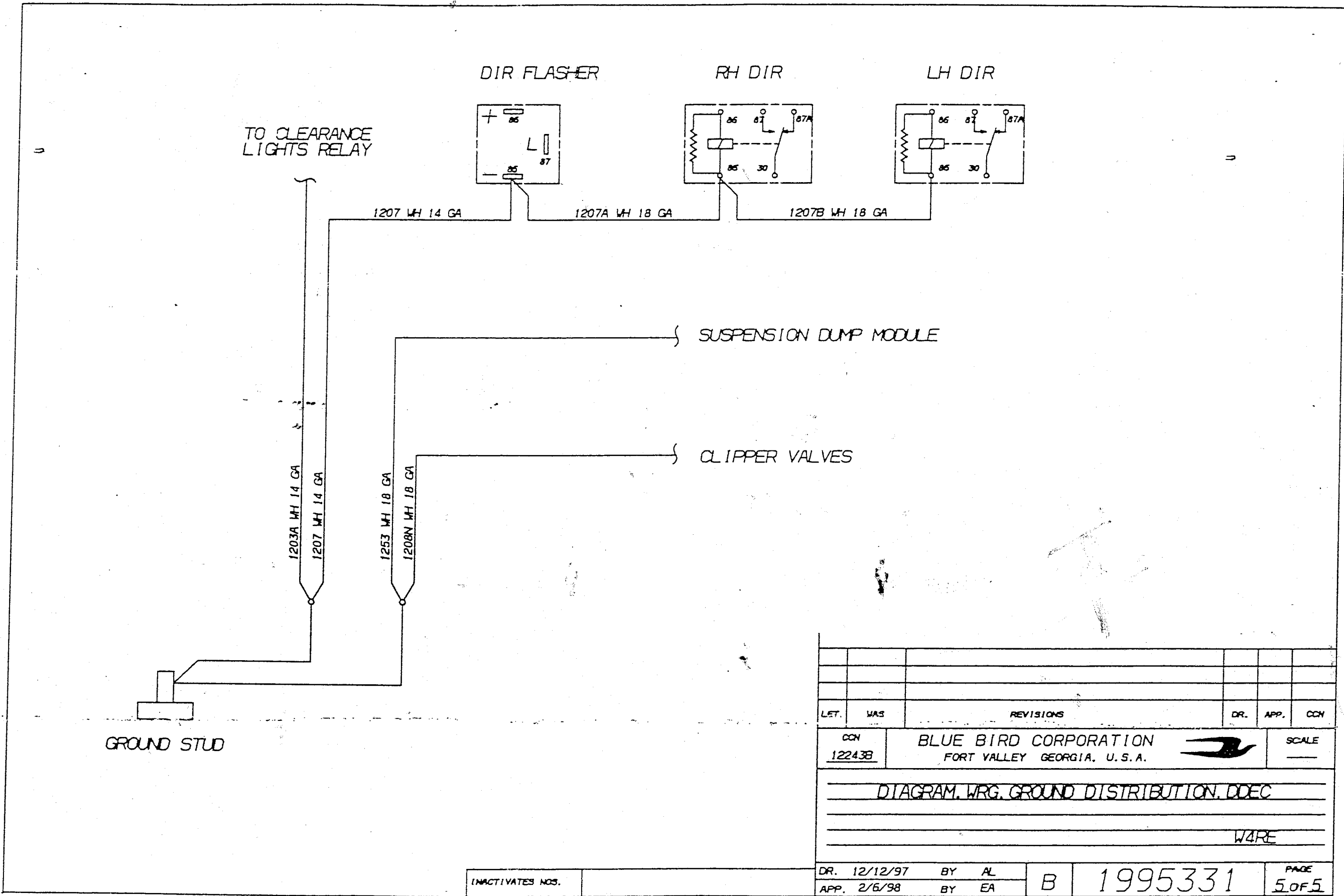
LET.	YAS	REVISIONS	DR.	APP.	CCN
CCN	BLUE BIRD CORPORATION			SCALE	
122439	FORT VALLEY GEORGIA, U.S.A.			---	
DIAGRAM. WRG. GROUND DISTRIBUTION. DOEC					
WARE					
DR.	12/03/97	BY	AL	B	1995331
APP.	2/6/98	BY	EA		
INACTIVATES NOS.				PAGE 3 OF 5	

r Jvettel FRAME 1 FEBRUARY 6, 1998 07.31.26



LET.	WAS	REVISIONS	DR.	APP.	CON
CON 122438	BLUE BIRD CORPORATION FORT VALLEY GEORGIA, U.S.A.			SCALE	
DIAGRAM, WRG. GROUND DISTRIBUTION, DDEC					
WARE					
DR.	12/12/97	BY	AL	B	1995331
APP.	2/6/98	BY	EA		
INACTIVATES NOS.				PAGE	4 OF 5

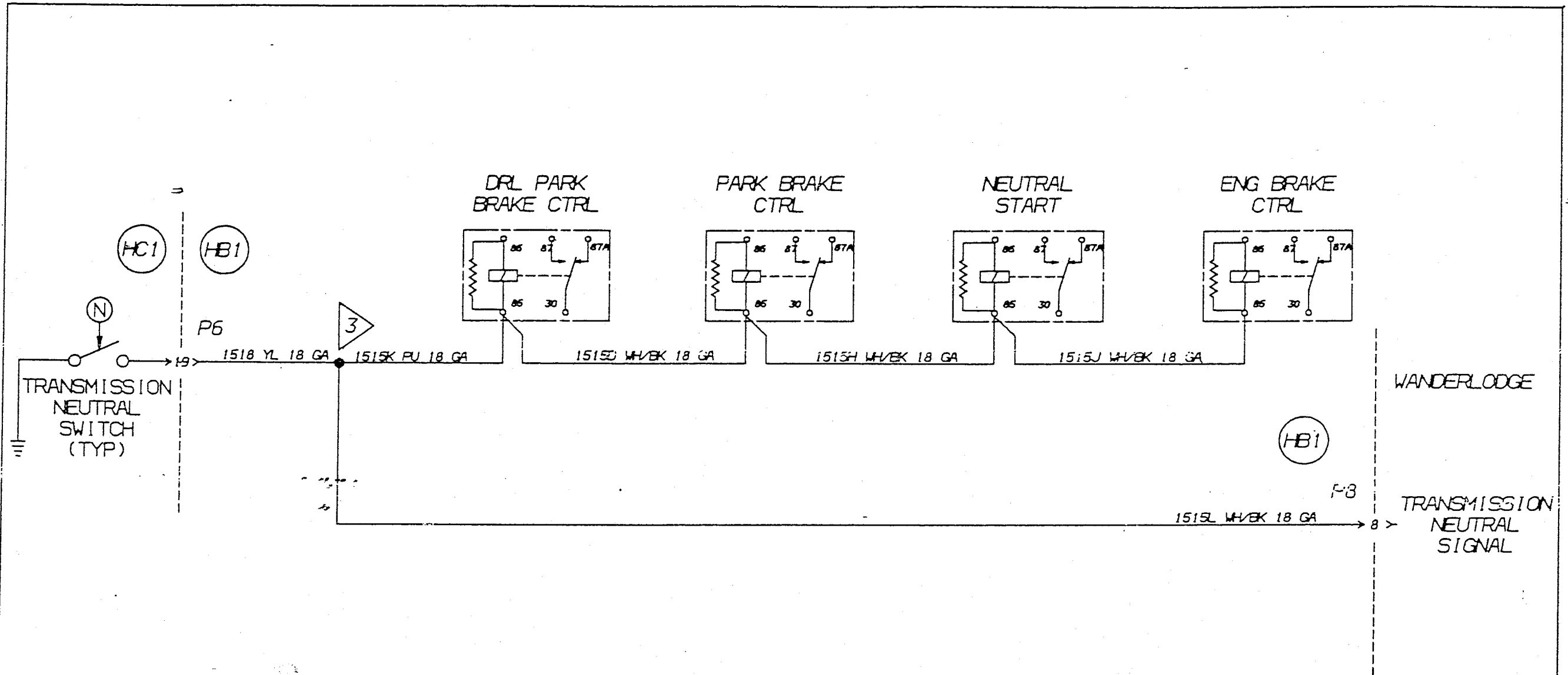
r Jvettel FRAME 1 FEBRUARY 6, 1998 07.33.36



LET.	WAS	REVISIONS	DR.	APP.	CCN
CCN 122438	BLUE BIRD CORPORATION FORT VALLEY GEORGIA, U.S.A.			SCALE ---	
DIAGRAM. WRG. GROUND DISTRIBUTION. DDEC					
W4RE					
DR. 12/12/97	BY AL	B	1995331	PAGE	
APP. 2/6/98	BY EA			5 OF 5	

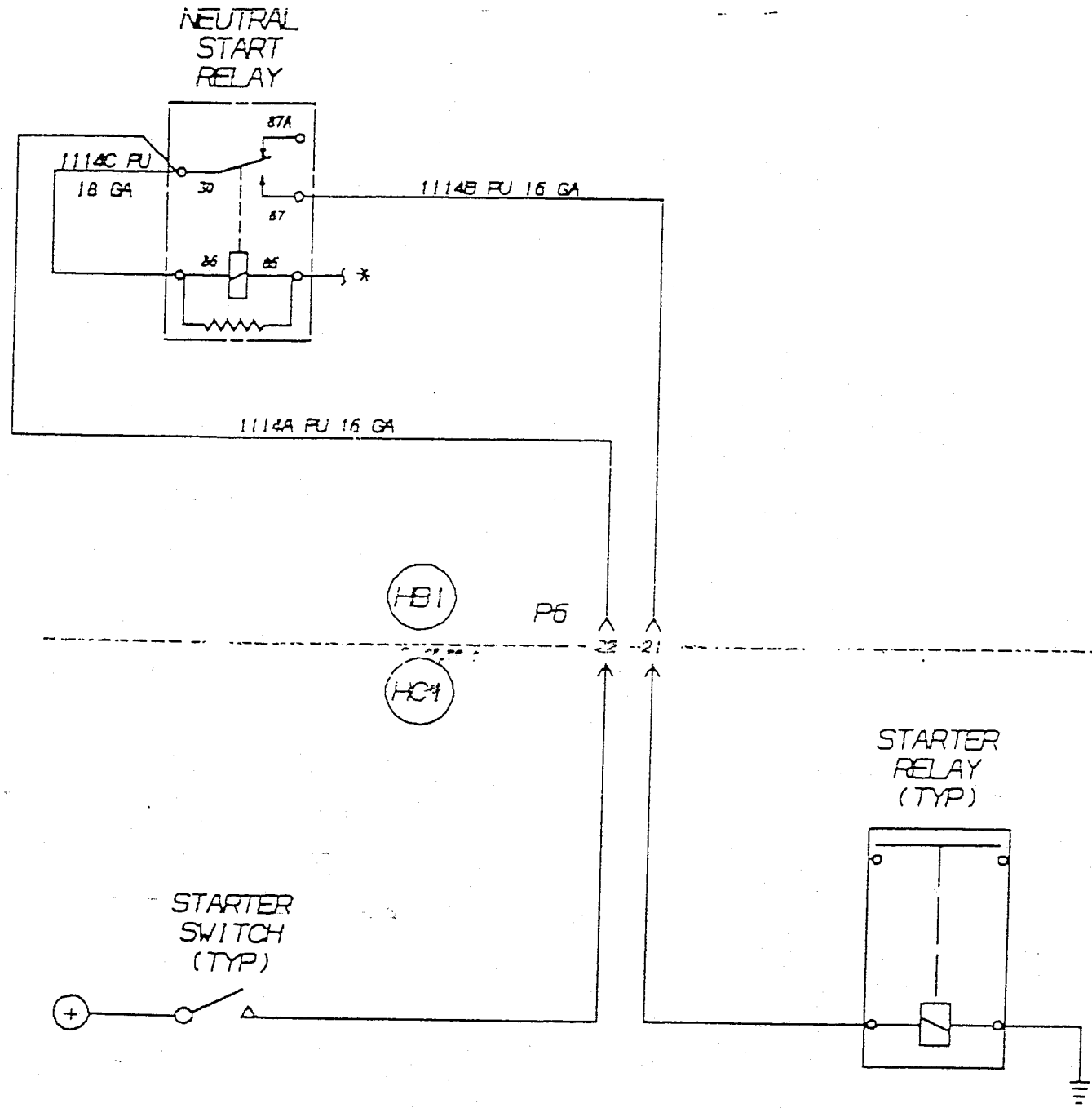
INACTIVATES NOS.

RJvettel FRAME 1 FEBRUARY 6, 1998 07.59.43



LET.	WAS	REVISIONS	DR.	APP.	CON.
12243B BLUE BIRD CORPORATION FORT VALLEY GEORGIA. U.S.A.			SCALE 		
DIAGRAM. WRG. TRANS NEUTRAL DISTR. DDEC					
W4RE					
DR. 01/05/98 BY AL		B	1995430		PAGE
APP. 2/6/98 BY EA					OF

INACTIVATES NOS.

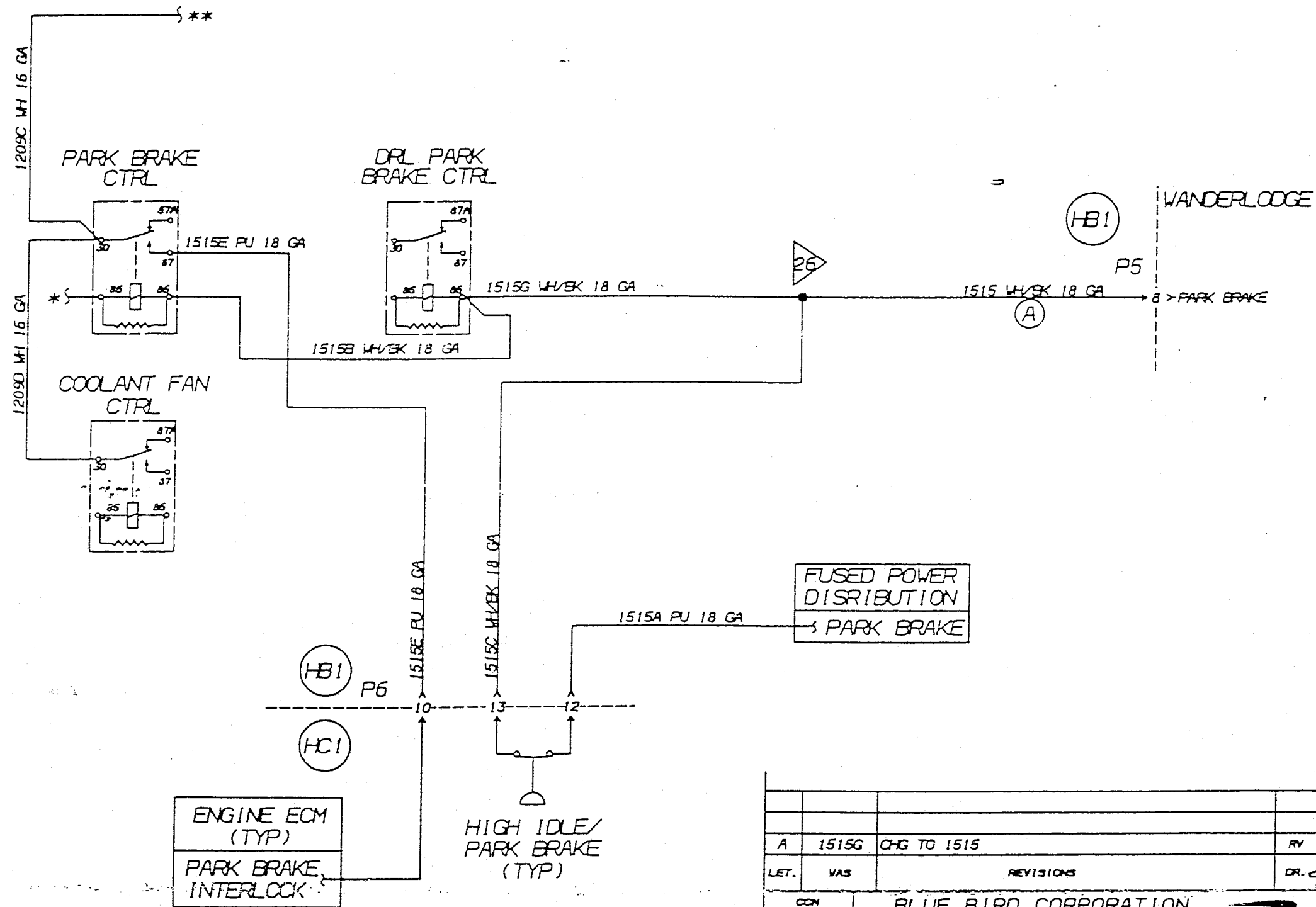


* SEE DIAGRAM, WRG, TRANS NEUTRAL DISTRIBUTION

CON 12243B	BLUE BIRD CORPORATION FORT VALLEY, GEORGIA, U.S.A.	SCALE NONE
DIAGRAM, WRG, STARTER INTERLOCK		
B4/Q4/W4		
DR. 01/05/98 BY AL	B	1995455
APP. 02/10/98 BY EA		
DR.	APP.	CON

INACTIVATES NOS.	LET.	WAS	REVISIONS	DR.	APP.	CON

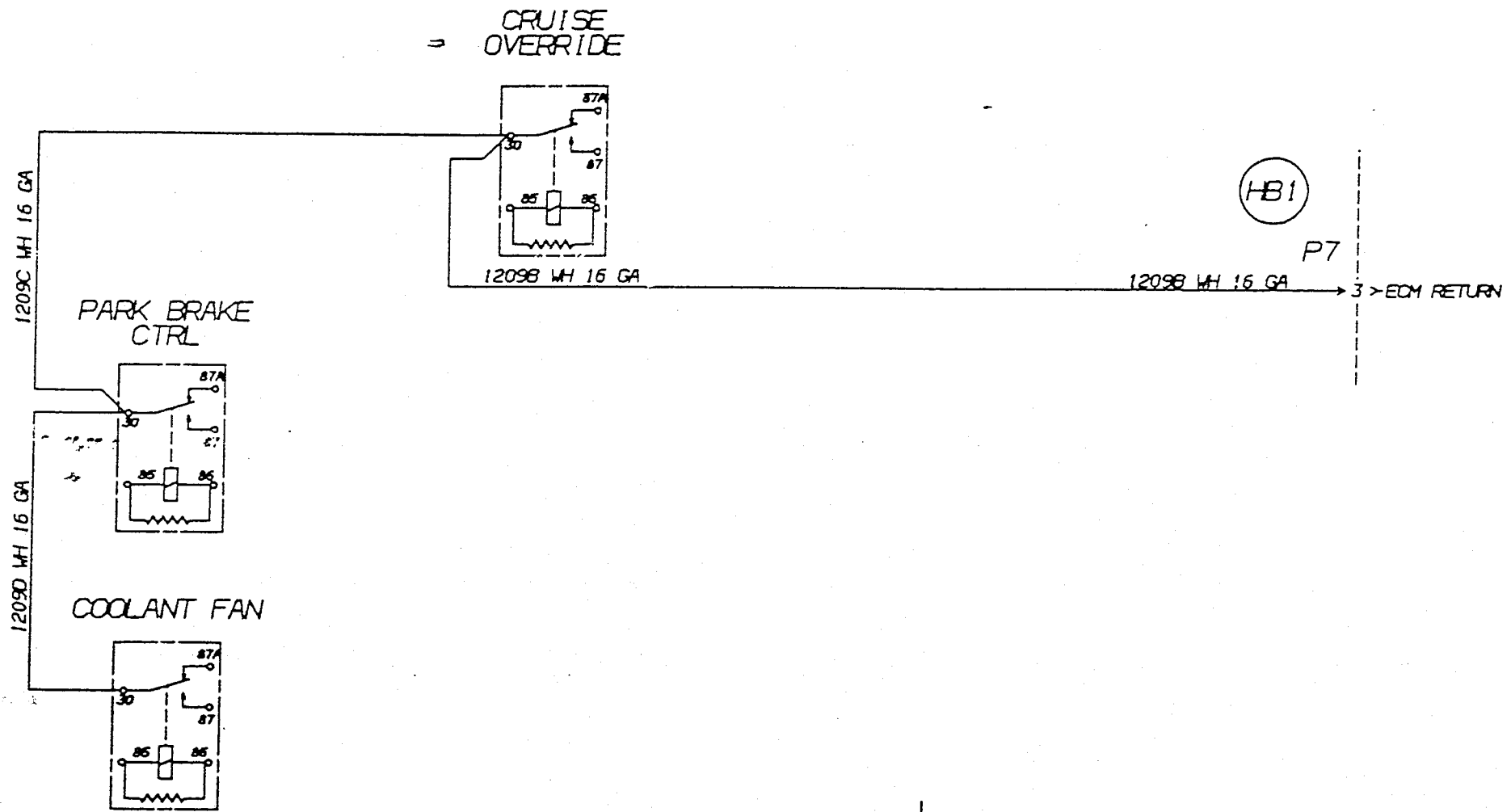
FRAME 1 FEBRUARY 10, 1990 11.37.11



* SEE DIAGRAM, WRG, TRANS NEUTRAL DISTR
 ** SEE DIAGRAM, WRG, ECM RETURN DISTRIBUTION

CON		BLUE BIRD CORPORATION		SCALE	
122438		FORT VALLEY GEORGIA, U.S.A.		_____	
DIAGRAM, WRG, PARK BRAKE CONTROL, DDEC					
04/W4					
DR.	01/06/98	BY	AL	B	1995463
APP.	2/6/98	BY	EA		
INACTIVATES NOS.				PAGE	OF

rjvettel FRAME 1 FEBRUARY 6, 1998 08.44.10

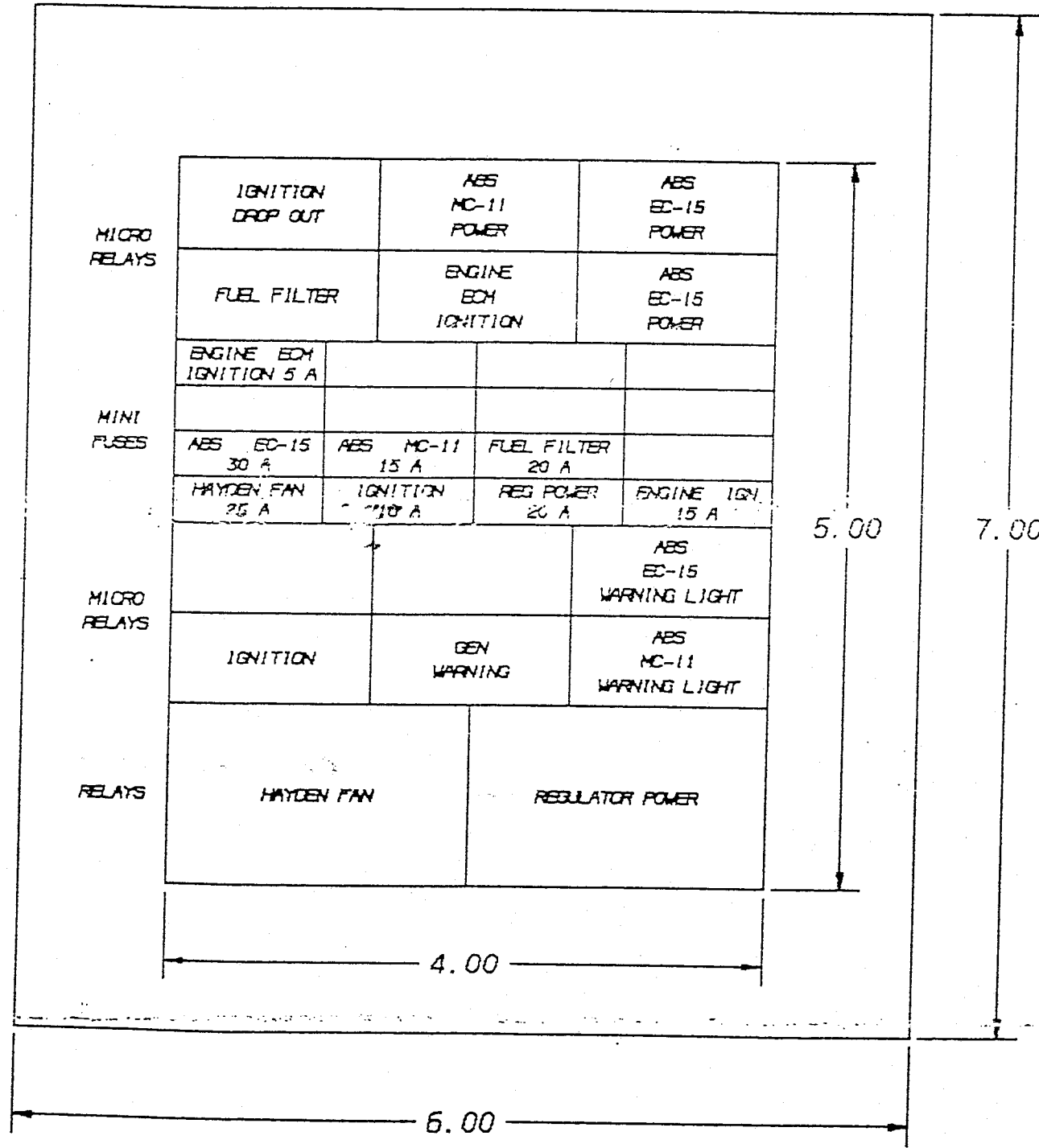


LET.	WAS	REVISIONS	DR.	APP.	CCN
CCN 12243B	BLUE BIRD CORPORATION FORT VALLEY GEORGIA, U.S.A.			SCALE	
DIAGRAM, WRG. ECM RETURN DISTRIBUTION, DDEC					
04/W4					
DR. 01/27/98	BY AL	B	1999861	PAGE	
APP. 2/6/98	BY EA			OF	

INACTIVATES NOS.

1953173A BDECAL, ELECTRICAL PANEL, REAR

RCDA12110C\$00ALKF



MATERIAL:

FLAT SIZE:

FINISH: RAW PAINT PRIME OTHER

COLOR OR TYPE: _____

TOLERANCE ON ALL DIMENSIONS IS, PLUS _____ OR MINUS _____ UNLESS OTHERWISE SPECIFIED.

DO NOT SCALE

INACTIVATES NOS. _____

COLOR: PANTONE (GREY LETTERING ON BLACK BACKGROUND)
 STYLE: AS SHOWN
 MATERIAL: .4 MIL 3M TRANSPARENT FILM
 *180-114 WITH 3900 SERIES
 SCREEN PRINTING INK AND
 3920 CLEAR COAT AFTER
 SCREEN PRINTING

aklawler FRAME 1 AUGUST 20, 1997 16.52.43 (03/06/98) T-JAHMES.

(A)

CCN	12110A	BLUE BIRD CORPORATION FORT VALLEY GEORGIA, U.S.A.	SCALE	---
DECAL, ELECTRICAL PANEL, REAR				
RCDA				
DR.	03-10-97	BY	COS	PAGE B 1953173 OF
APP.	04-10-97	BY	KF	