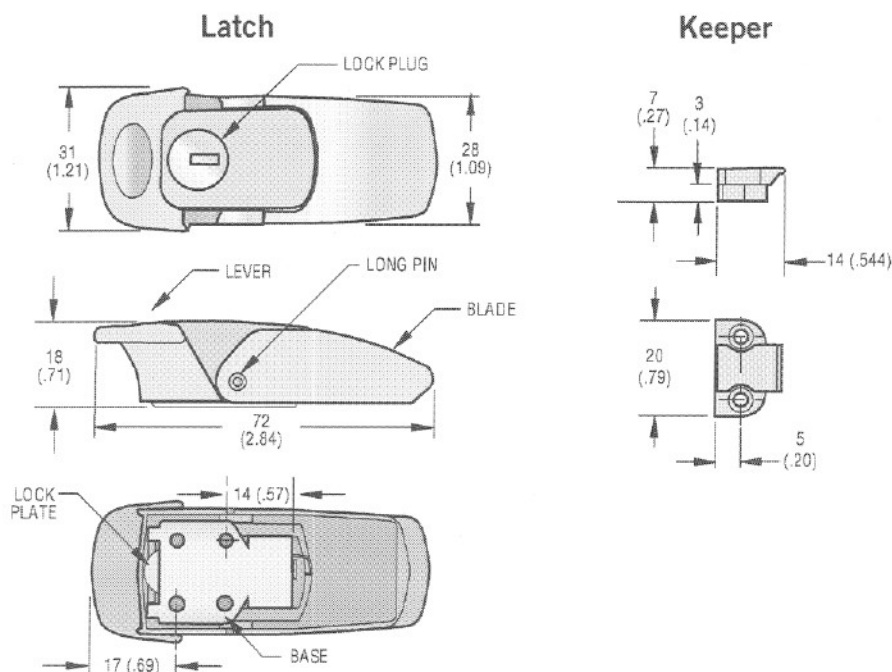


Southco® V7 Draw Latch Over-Center, Mini

southco®

- Sleek low-profile design
- Robust, riveted, tamper-resistant construction
- Three finishes with optional lock

Draw Latches



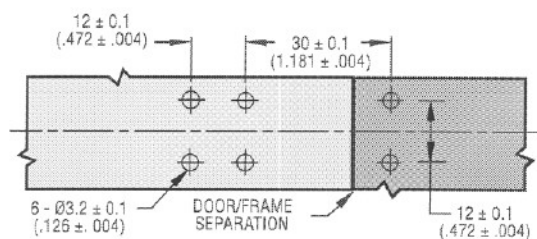
FINISH	VERSION	PART NUMBERS
		LATCH ASSEMBLY WITH KEEPER WITH DRAG FEATURE
BRIGHT CHROME	NON-LOCKING	V7-10-105-10
	LOCKING*	V7-10-115-10
SATIN CHROME	NON-LOCKING	V7-10-105-20
	LOCKING*	V7-10-115-20
BLACK POWDER COATED	NON-LOCKING	V7-10-105-50
	LOCKING*	V7-10-115-50

* Two flat keys on a ring are shipped with locking version, locks are keyed alike to S-110.

Panel Preparation


Installation

Install assembly with six M3 (No. 4) flat head screws (not supplied).



millimeter (inch)
millimeter
(inch)

Dimensions without tolerances are for reference only.



Material and Finish

BLADE, LEVER and KEEPER: Die-cast zinc, bright chrome, satin chrome or black powder coated, see part number table
BASE, SPRING, SHORT AND LONG PINS, and LOCK PLATE: Stainless steel, passivated
LOCK PLUG with stainless steel
SHUTTER: Die-cast zinc, chromate
KEYS: (2) Die-cast zinc, nickel plated