

La Cantina de Mexico
Six-Gun Territory

BORDERTOWN MUSEUM

BLUE BIRD
wanderlodge

Swivel companion seat and driver's seat serve as easy chairs in up front sitting area.

**Blue Bird
Wanderlodge . . .
Your personal
Penthouse . . .
With three rooms
and bath . . .
Anywhere you want to be.**

You change neighborhoods to fit your mood in your Wanderlodge... Enjoy penthouse luxury and complete travel freedom! The comforts and conveniences of home are yours as you visit all those places you've always wanted to see.



Spacious dinette and kitchen has all conveniences. Dinette converts into bed.



Rear bedroom has twin beds. Overhead and underbed storage. Folding door for privacy.



Living room up front with large sofa and comfortable chairs. Sofa converts into double bed.



Bath with separate shower. Attractive vanity, ample storage.



**Anywhere you Wander...
Your own personal
penthouse gives you a
choice view of all
America's beautiful scenery.**

BEDROOM... Master bedroom in rear equipped with twin beds with 6 inch foam rubber mattresses... includes night stand... large rear window with drapes... overhead cabinets... under bed storage... spacious wardrobe with full length mirror... and folding door for privacy. Individual high intensity reading lights.


GALLEY... Kitchen area features deluxe large capacity LPG/110 volt electric refrigerator... Four Burner stainless gas range with eye-level look-in oven... double bowl stainless steel sink with mixing faucet... Formica counter top and wall area... and overhead and under counter cabinets.

DINETTE... Full size formica covered table top... Comfortable vinyl covered foam rubber cushions... Full length overhead cabinets and under seat storage area... Converts to double bed. Adjustable reading light.
BATH AREA... Bath with separate molded shower... Monomatic toilet... stainless steel wash basin... under sink storage... Vanity mirror... Formica paneling... vent window in shower... and chrome brass fixtures. Power Exhaust Vent.

DRIVER'S AREA... Deluxe 6-way adjustable bucket type seats for driver and co-pilot... Fold down arm rest... Deluxe sunvisors... Insulated engine compartment... Utility table over engine hood... Exterior rear view mirrors... Heavy duty electric windshield wipers... Emergency brake, Interior adjustable... Fresh Air intake... and Reading lights.

GENERAL... Woven nylon carpet... Plywood over steel floor... 60 gallon water tank with 12 volt electric water pump... 10 gallon hot water heater... Safety approved, sealed combustion ducted forced air gas furnace with thermostat control... 150 pound LPG bottle for convenient external access... 70 gallon holding tank, external connections for all utilities... Post formed formica walls... 12 volt lighting system...

Weather proof electrical outlet on the exterior... Entry door light... Draperies on traverse rods... Safety lock entrance door... Safety lights and reflectors... Two 110 volt air conditioners... Trailer hitch with wiring plug... Exterior storage compartments... 6.5KW generator... rubber fenders... Full length roof luggage rack with access ladder.





New full-time power steering makes driving a pleasure!

What type of chassis is used on the Wanderlodge?

The Wanderlodge is built with Blue Bird's custom matched transit coach chassis. This is the same type heavy duty chassis Blue Bird supplies on the Blue Bird All American transit coach.

What engines are available in the Wanderlodge?

Three (3) heavy duty gasoline engines are available...Ford 391, GMC 401, and Chevrolet 366. Service is readily available for all of these throughout the United States.

What type of gasoline is required?

All of these engines and the 6.5 KW gasoline generator use regular gas.

What gas mileage can we expect?

Normally 5 to 7 miles per gallon depending on the driver, speed, and road conditions.

What is the capacity of the fuel tank?

The Wanderlodge is equipped with a 115 gallon tank.

What is the normal cruising speed of the Wanderlodge?

It will cruise at legal turnpike speeds...65 to 70 MPH unless in mountainous country.

Does the Wanderlodge carry a spare tire?

No spare tire is needed as the outside dual tires on the rear can be used on the front in an emergency.

Will we need air brakes?

No, the Wanderlodge is equipped with dual system vacuum boosted hydraulic brakes. It will stop in the same safe distance required for school buses.

Does the Wanderlodge have an emergency exit?

Yes, the windshield and rear window are safety mounted in rubber. These can be kicked out in an emergency.

Is it possible to trail a boat or car?

Most compact cars and boat trailers not exceeding 20' in length can be towed within the legal limit.

What is the air conditioning capacity?

The Wanderlodge has two 10,000 BTU 110

Volt air conditioners. A separate chassis engine unit cools the driver's area while driving.

Where can you park when traveling?

The Wanderlodge can be operated as a completely self-contained unit or can be connected to commercial facilities. Parking in trailer parks, state parks, rest areas, and shopping centers is common.

Where can we get service on appliances?

The major appliance suppliers allow an authorized distributor to make adjustments. The manufacturer's certificates of warranty on appliances and power generator are supplied with each unit.

How is the Wanderlodge registered?

According to the Family Motor Coach Association, the majority of states register motorhomes

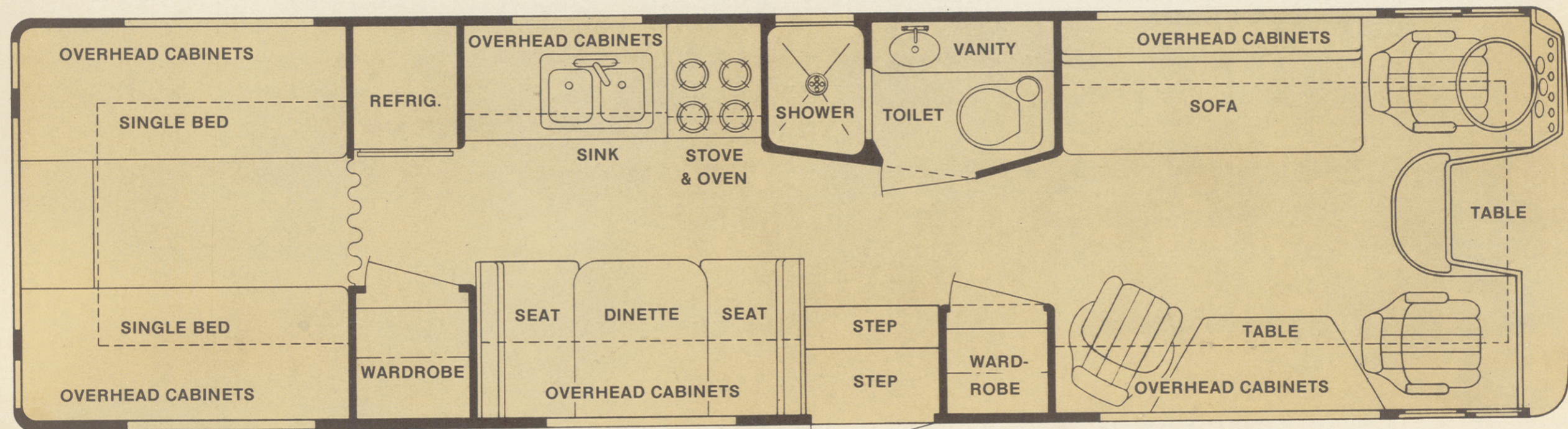
as private passenger cars.

What does registration cost?

Fees vary widely from state to state. Many states charge a flat fee, others charge by weight or by weight and age.

What routes must we use while traveling?

Generally speaking, any route open to automobiles is open for Wanderlodges. Restrictions are rare and found only on certain parkways and tunnels.



**Blue Bird makes
no compromise
on safety...
A Blue Bird
tradition since 1927.**



Blue Bird has been vitally concerned with the safety of school bus passengers since 1927 when the company was founded. Today Blue Bird is one of the leading producers of school and transit buses in the United States and Canada.

Blue Bird's years of experience in providing safe school transportation assures you a well engineered motorhome for years of motoring pleasure.



Blue Bird Body Company's main plant and home offices in Fort Valley, Georgia cover 73 acres, enough space for 66 football fields. Production line techniques along Wanderlodge assembly area helps assure you constant, high quality.

Specifications shown in this catalog were in effect on date they were approved for printing. In keeping with its policy of continual product improvement, Blue Bird reserves the right to change specifications without notice and without incurring obligations.

Specifications and Features

Chassis

BLUE BIRD
CUSTOM ENGINEERED
FOR WANDERLODGE

Engine - Ford, GMC, or Chevrolet

Transmissions - Allison automatic or 5-speed synchromesh

Brakes - Heavy duty vacuum over hydraulic

Fuel Tank - 115 gallon

Tires - 9:00 x 20 steel cord radial

Power Steering

GVW - 26,500 lbs.

Wheelbase - 179"

Body

Length: 370" (30'10")

Width: 96"

Height: 126" (10'6")

Interior Height: 76"

Sleeping Capacity: 6 with twin beds and convertible sofa and dinette

Paint & Trim: Two color baked enamel

Construction: All steel, riveted and welded with one-piece bows.

Windows: Combination sliding aluminum, all safety glass with full tint.

Insulation: Urethane foam in ceiling, side walls and under floor.

All Steel Construction . . .

- Provides safety for you and your family!
- ONE-PIECE Steel Bows - 1 7/8" deep - 14 ga.
- Full length side gusset - 16 ga.
- Brawny steel floor with auxiliary cross members - 14 ga.
- ONE-PIECE applied double ribbed STEEL Safety rails - 16 ga.
- ONE-PIECE 12" Bumpers of 3/16" Plate Steel
- Blue Bird's UNITIZED All Steel Construction lets each component lend its strength to the entire unit . . . not just to a section.

General

6.5 KW Generator

Two Electric Air Conditioners

Chassis Air Conditioner

Full Carpeting

Deluxe Stereo Tape/AM-FM Radio

Ample Storage - Inside and Outside Compartments

Two Full-Length Wardrobes

Deluxe 2 Door Refrigerator-Freezer

4-Burner Gas Stove

Eye-Level Oven

Stainless Steel Double Kitchen Sink

Deluxe Wheel Covers

Driving Mirrors

Safety Door Lock

150 lb. LPG Tank

Monomatic Toilet

Swivel High Back Driver's Seat and Companion Seat

Full Length Mirror on Rear Wardrobe Door

Reading Lights

Indirect Fluorescent Lighting

Marine Plywood Sub-Floor on top of Steel Floor

Exterior Electrical Outlet

Automatic Battery Charger

Exterior Entrance Light

Dual Heating System with Forced Air Gas Furnace and Chassis Hot Water Heating

Hot Water Heater - 10 Gallon Electric


Roof Luggage Rack

Trailer Hitch

60 Gal. Fresh Water Tank

70 Gal. Holding Tank

"Your Family's SAFETY is Our Business"



The ALL STEEL CONSTRUCTION of every Wanderlodge gives you school bus type Safety Through Strength to protect you and your family.